



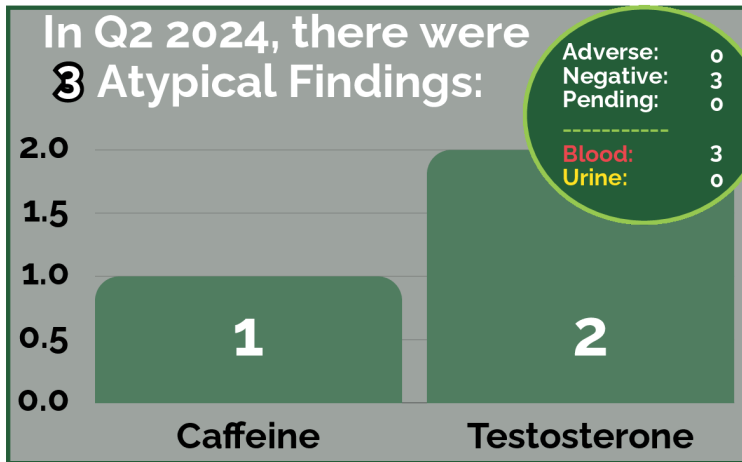
QUARTERLY TESTING STATISTICS

Q2 2024
APRIL 1 - JUNE 30, 2024

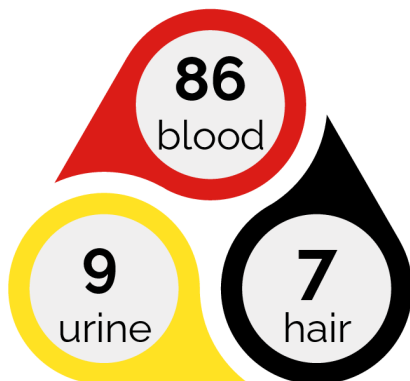
TOTAL SAMPLE COLLECTION SESSIONS IN Q2 2024



0.51%
of all sample collection sessions resulted in AAFs



NUMBER OF ADVERSE ANALYTICAL FINDINGS (AAFs) BY MATRIX

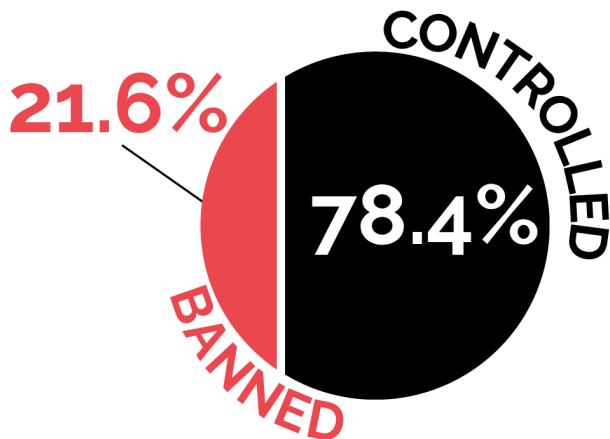


	TOTAL SAMPLE COLLECTION SESSIONS	TOTAL AAFs
AR	537	3
AZ	368	1
CA	3,113	10
DE	426	6
FL	2,084	9
IA	498	5
IL	892	6
IN	844	1
KY	2,388	16
MD	1,251	5
MN	403	0
NJ	559	2
NM	173	0
NY	2,277	7
OH	1,800	12
OK	303	3
PA	1,736	9
VA	2	1
WA	409	6
	20,063 Total	102 Total

Banned		Controlled Method		Controlled A	Controlled B	Controlled C		
Clenbuterol	10	TCO2	4		Acepromazine	11	Acetaminophen	3
D-Methamphetamine	4				Albuterol	1	Aminocaproic Acid	2
Formestane/ 4-Hydroxytestosterone	1				Cannabidiol	4	Betamethasone	3
Metformin	6				Capsaicin	3	Cetirizine	2
Oxycodone/ Oxymorphone	1				Gabapentin	1	Dantrolene	6
					Lidocaine	1	Dexamethasone	12
					Xylazine	1	Dimethyl Sulfoxide (DMSO)	1
							Flunixin	2
							Glycopyrrolate	1
							Methocarbamol	5
							Omeprazole Sulfide	4
							Phenylbutazone	12
							Triamcinolone Acetonide	1
22		4		0	22		54	

102 Adverse Analytical Findings

PERCENTAGE OF AAFs
BY BANNED OR CONTROLLED
STATUS



AVERAGE TIME FOR TEST RESULTS
TO BE REPORTED TO HIWU



EQUINE ANTI-DOPING (EAD) & EQUINE CONTROLLED MEDICATION (ECM) NOTICES & CHARGES FILED BY STATE*

* This chart does not reflect IAI Cases

State	EAD Notices Filed	EAD Charges Filed	ECM Notices Filed	ECM Charges Filed
AR	1	0	2	2
AZ	0	0	1	1
CA	1	1	11	11
CO	0	0	0	0
DE	3	2	3	3
FL	4	3	6	6
IA	0	0	4	4
IL	3	2	4	4
IN	0	0	1	1
KY	2	2	13	13
MD	0	0	5	5
MN	0	0	0	0
NJ	0	0	2	2
NM	0	0	0	0
NY	0	0	8	8
OH	6	6	4	4
OK	1	0	2	2
PA	1	1	8	5
VA	0	0	1	1
WA	1	1	5	5
TOTAL	23	18	80	77



The average resolution time is

56 days**

**Time between date of violation and case resolution, beginning on January 1, 2024

INTRA-ARTICULAR INJECTION (IAI) (RULES 3313-14, 4221) VIOLATIONS

14

TOTAL ECM NOTICES FILED

9

TOTAL ECM CHARGES FILED

Admissions:	6
HIWU/Internal Adjudication	
Panel (IAP) Decisions:	1
Withdrawn Charges:	2
Stayed:	0

92.2%

of notices filed resulted in Charges

IAI Cases not included

Filed Notices by Rule Violation with Percentages

Total Notices Filed	103	
Total EAD Notices Filed	23	22.3%
Presence (Rule 3212)	19	82.6%
Possession (Rule 3214(a))	4	17.4%
Total ECM Notices Filed	80	77.7%
Presence (Rule 3312)	73	91.3%
ECM Method (Rule 3313)/TCO2	6	7.5%
Other Violations	1	1.2%

Notice:

A Notice served by HIWU is the first communication with the Responsible Person; it sets forth the facts with respect to a possible violation of the ADMC Program and requests an explanation from the Responsible Person.

Filed Charges by Rule Violation with Percentages

Total Charges Filed	95	
Total EAD Charges Filed	18	18.9%
Presence (Rule 3212)	15	83.3%
Possession (Rule 3214(a))	3	16.7%
Total ECM Charges Filed	77	81.1%
Presence (Rule 3312)	73	94.8%
ECM Method (Rule 3313)/TCO2	3	3.9%
Other Violations	1	1.3%

Charge:

A Charge is served by HIWU when it has made the determination that it is moving forward with a case against a Responsible Person; it is not served until after HIWU has received and reviewed the explanation and any other information submitted by the Responsible Person (if they have done so).

RESULTS OF CHARGES FILED*

	Anti-Doping		Controlled Medication	
	Total	%	Total	%
Admission	0	0.0%	38	49.4%
Arbitral Body/IAP/HIWU Decision	0	0.0%	23	29.9%
Withdrawal	0	0.0%	1	1.3%
Stayed	7	38.9%	11	14.3%
Pending	11	61.1%	4	5.1%
Total	18	100.0%	77	100.0%

* This information is up to date through September 23, 2024.