




QUARTERLY STATISTICS

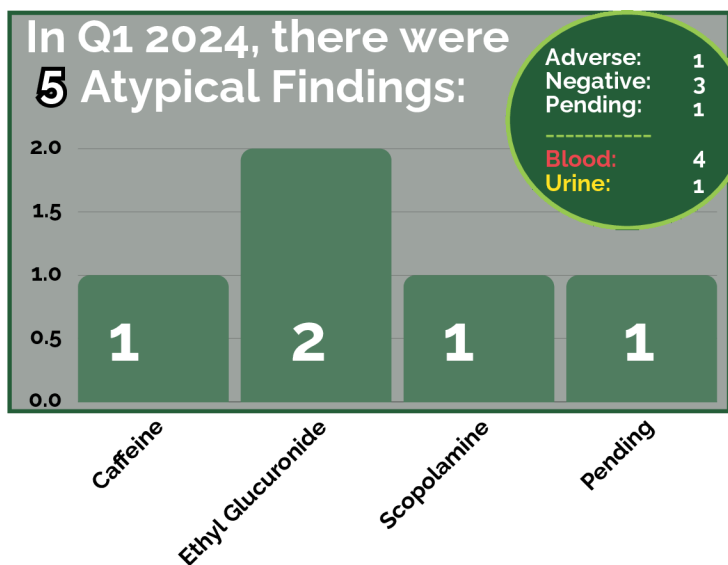
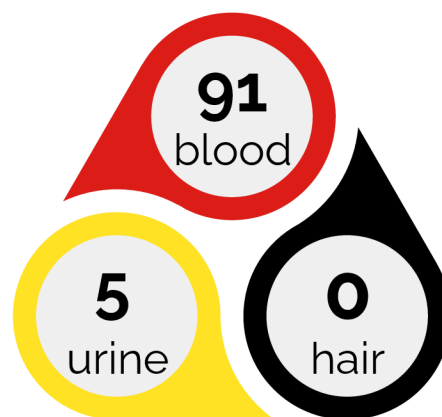
Q1 2024

JANUARY 1 - MARCH 31, 2024

TOTAL SAMPLE COLLECTION SESSIONS IN Q1 2024



NUMBER OF ADVERSE ANALYTICAL FINDINGS (AAFs) BY MATRIX



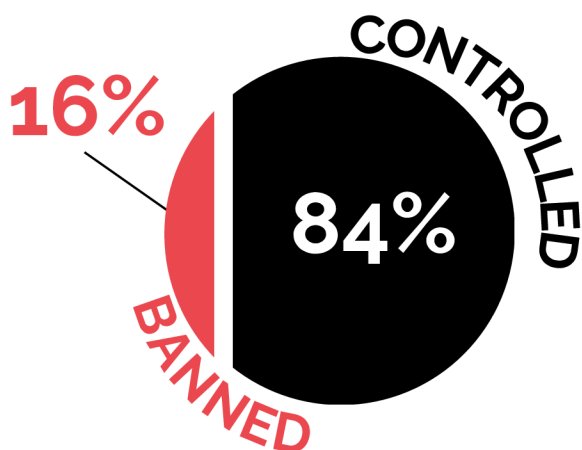
	TOTAL SAMPLE COLLECTION SESSIONS	TOTAL AAFs
AR	1,324	4
AZ	621	9
CA	3,616	16
DE	2	0
FL	3,809	19
IL	93	0
IN	31	0
KY	1,705	5
MD	900	7
NM	616	6
NY	1,371	7
OH	905	6
OK	164	1
PA	1,290	16
	16,447 Total	96 Total

0.58%

of all sample collection sessions resulted in AAFs

Banned		Controlled Method		Controlled A		Controlled B		Controlled C	
Clenbuterol	1	TCO2	8			Acepromazine	9	Betamethasone	3
Cobalt Salts	3					Albuterol	1	Cimetidine	1
Diisopropylamine	3					Caffeine	1	Dexamethasone	9
Formestane/4-Hydroxytestosterone	1					Cannabidiol	4	Dimethyl Sulfoxide (DMSO)	2
Metformin	2					Capsaicin	6	Flunixin	3
Methamphetamine	5					Gabapentin	1	Glycopyrrolate	1
						Lidocaine	3	Methocarbamol	4
						Sotalol	1	Omeprazole	4
						Xylazine	2	Phenylbutazone	16
								Triamcinolone Acetonide	2
15		8		0		28		45	
96 Adverse Analytical Findings									

PERCENTAGE OF AAFs BY BANNED OR CONTROLLED STATUS



AVERAGE TIME FOR TEST RESULTS TO BE REPORTED TO HIWU



* The average time for B Sample reporting extended beyond 15 business days, in part, as a result of the requirement in the rules that HIWU provide Responsible Persons notice of, and the opportunity to view, the opening of the B Sample in person or virtually.

EQUINE ANTI-DOPING (EAD) & EQUINE CONTROLLED MEDICATION (ECM) NOTICES & CHARGES FILED BY STATE*

* This chart does not reflect IAI Cases

State	EAD Notices Filed	EAD Charges Filed	ECM Notices Filed	ECM Charges Filed
AR	1	1	4	4
AZ	0	0	8	8
CA	0	0	16	16
FL	2	2	16	16
IL	0	0	1	1
KY	0	0	5	5
MD	4	4	3	3
NM	1	1	5	5
NY	1	1	6	6
OH	4	4	3	3
OK	1	1	0	0
PA	3	3	14	13
TOTAL	17	17	81	80

98.98%
of notices filed
resulted in Charges



*IAI Cases
not included*



The average
resolution time is
51.7 days**

***Time between date of violation
and case resolution*

INTRA-ARTICULAR INJECTION (IAI) (RULES 3313-14, 4221) VIOLATIONS

35 | **28** + **7**

**TOTAL ECM
NOTICES
FILED**

**TOTAL ECM
CHARGES
FILED**

**TOTAL IAI
NOTICES
WITHDRAWN**

Admissions:	15
HIWU/Internal Adjudication Panel (IAP) Decisions:	9
Withdrawn Charge:	2
Stayed:	2

Filed Notices by Rule Violation with Percentages

Total Notices Filed	98	
Total EAD Notices Filed	17	17.3%
Presence (Rule 3212)	15	88.2%
Possession (Rule 3214(a))	2	11.8%
Other Violations	0	0.0%
Total ECM Notices Filed	81	82.7%
Presence (Rule 3312)	71	87.7%
ECM Method (Rule 3313)/TCO2	9	11.1%
Other Violations	1	1.2%

Notice:

A Notice served by HIWU is the first communication with the Responsible Person; it sets forth the facts with respect to a possible violation of the ADMC Program and requests an explanation from the Responsible Person.

Filed Charges by Rule Violation with Percentages

Total Charges Filed	97	
Total EAD Charges Filed	17	17.5%
Presence (Rule 3212)	15	88.2%
Possession (Rule 3214(a))	2	11.8%
Other Violations	0	0.0%
Total ECM Charges Filed	80	82.5%
Presence (Rule 3312)	71	88.7%
ECM Method (Rule 3313)/TCO2	8	10.0%
Other Violations	1	1.3%

Charge:

A Charge is served by HIWU when it has made the determination that it is moving forward with a case against a Responsible Person; it is not served until after HIWU has received and reviewed the explanation and any other information submitted by the Responsible Person (if they have done so).

** This information is up to date through May 31, 2024.*

RESULTS OF CHARGES FILED*

	Anti-Doping		Controlled Medication	
	Total	%	Total	%
Admission	3	17.6%	42	52.5%
Arbitral Body/IAP/HIWU Decision	2	11.8%	16	20.0%
Withdrawal	0	0.0%	0	0.0%
Stayed	3	17.6%	12	15.0%
Pending	9	53.0%	10	12.5%
Total	17		80	