



# QUARTERLY STATISTICS

Q4 2024

OCTOBER 1 - DECEMBER 31, 2024

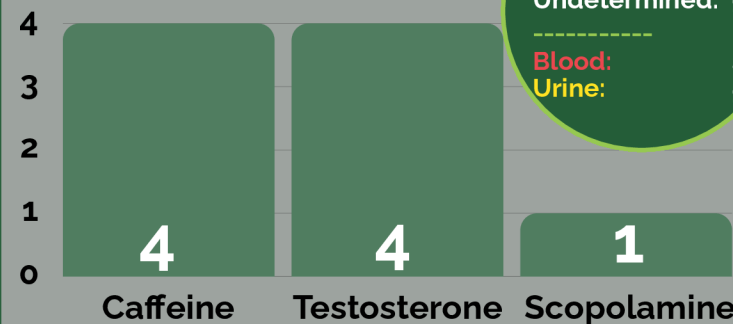
## TOTAL SAMPLE COLLECTION SESSIONS



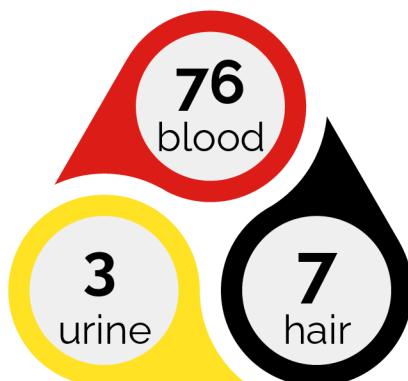
**0.51%**  
of all sample collection sessions resulted in AAFs

	TOTAL SAMPLE COLLECTION SESSIONS	TOTAL AAFs
AR	261	0
AZ	484	4
CA	3,498	17
DE	195	0
FL	1,998	16
IA	0	0
IL	321	3
IN	628	1
KY	2,340	14
MD	1,058	3
MN	0	0
NJ	112	0
NM	525	18
NY	2,049	3
OH	1,086	2
OK	817	3
PA	1,631	2
VA	0	0
WA	0	0
	<b>17,003 Total</b>	<b>86 Total</b>

In Q4 2024, there were  
**9 Atypical Findings:**

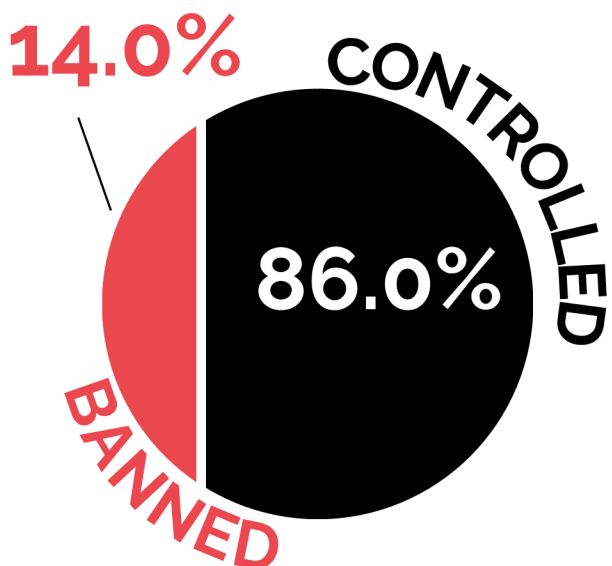


## NUMBER OF ADVERSE ANALYTICAL FINDINGS (AAFs) BY MATRIX

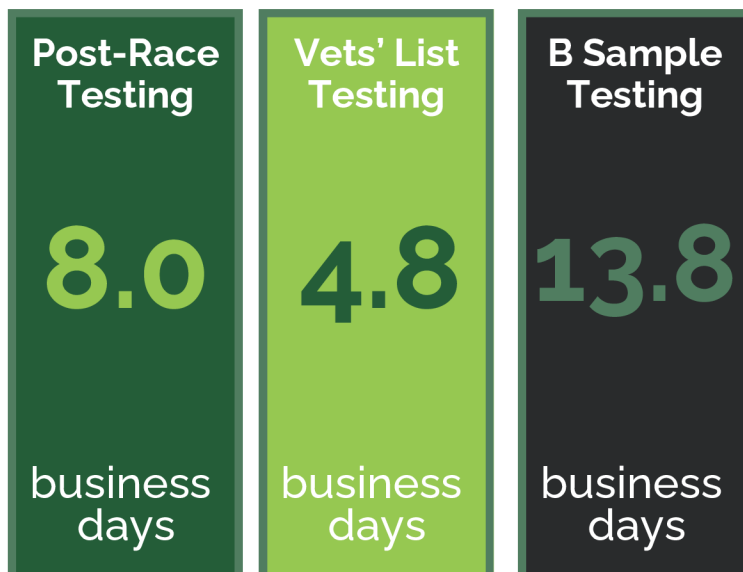


Banned		Controlled Method		Controlled A		Controlled B		Controlled C	
Clenbuterol	7	TCO2	2			Acepromazine	14	Betamethasone	1
Diflunisal	1					Caffeine	3	Dantrolene	2
Metformin	1					Capsaicin	4	Detomidine	1
Methamphetamine	1					Gabapentin	2	Dexamethasone	8
Testosterone	2					Ipratropium	1	Dimethyl Sulfoxide (DMSO)	1
						Lidocaine	2	Flunixin	2
						Tramadol	1	Methylprednisolone	2
								Methocarbamol	8
								Omeprazole Sulfide	3
								Phenylbutazone	14
								Triamcinolone Acetonide	3
12		2		0		27		45	
86 Adverse Analytical Findings									

## PERCENTAGE OF AAFs BY BANNED OR CONTROLLED STATUS




## AVERAGE TIME FOR TEST RESULTS TO BE REPORTED TO HIWU



## EQUINE ANTI-DOPING (EAD) & EQUINE CONTROLLED MEDICATION (ECM) NOTICES & CHARGES FILED BY STATE

State	EAD Notices Filed	EAD Charges Filed	ECM Notices Filed	ECM Charges Filed
AR	0	0	0	0
AZ	0	0	5	4
CA	2	2	13	12
CO	0	0	0	0
DE	0	0	0	0
FL	0	0	17	15
IA	0	0	0	0
IL	2	1	1	1
IN	0	0	1	1
KY	8	3	10	9
MD	0	0	3	3
MN	0	0	0	0
NJ	2	2	0	0
NM	0	0	12	12
NY	0	0	4	4
OH	0	0	3	3
OK	0	0	3	3
PA	0	0	2	2
VA	0	0	0	0
WA	0	0	0	0
<b>TOTAL</b>	<b>14</b>	<b>8</b>	<b>74</b>	<b>69</b>



The average  
resolution time is  
**80.8 days\*\***

*\*\*Time between date of violation and case  
resolution, beginning on January 1, 2024*

Violations involving intra-articular  
injections were transitioned to  
HISA's Racetrack Safety Program  
on July 8, 2024.

**87.5%**  
of Notices filed  
resulted in Charges

## Filed Notices by Rule Violation with Percentages

<b>Total Notices Filed</b>	<b>88</b>	
<b>Total EAD Notices Filed</b>	<b>14</b>	<b>15.9%</b>
<b>Presence (Rule 3212)</b>	<b>11</b>	<b>78.6%</b>
<b>Possession (Rule 3214(a))</b>	<b>2</b>	<b>14.3%</b>
<b>Use (Rule 3213)</b>	<b>1</b>	<b>7.1%</b>
<b>Total ECM Notices Filed</b>	<b>74</b>	<b>84.1%</b>
<b>Presence (Rule 3312)</b>	<b>64</b>	<b>86.5%</b>
<b>Use (Rule 3313)</b>	<b>6</b>	<b>8.1%</b>
<b>TCO<sub>2</sub> (Rule 3313/4221)</b>	<b>2</b>	<b>2.7%</b>
<b>Other Violations (Rule 3329/3510)</b>	<b>2</b>	<b>2.7%</b>

### Notice:

A Notice served by HIWU is the first communication with the Responsible Person; it sets forth the facts with respect to a possible violation of the ADMC Program and requests an explanation from the Responsible Person.

## Filed Charges by Rule Violation with Percentages

<b>Total Charges Filed</b>	<b>77</b>	
<b>Total EAD Charges Filed</b>	<b>8</b>	<b>10.4%</b>
<b>Presence (Rule 3212)</b>	<b>5</b>	<b>62.5%</b>
<b>Possession (Rule 3214(a))</b>	<b>2</b>	<b>25.0%</b>
<b>Use (Rule 3213)</b>	<b>1</b>	<b>12.5%</b>
<b>Total ECM Charges Filed</b>	<b>69</b>	<b>89.6%</b>
<b>Presence (Rule 3312)</b>	<b>60</b>	<b>87.0%</b>
<b>Use (Rule 3313)</b>	<b>6</b>	<b>8.7%</b>
<b>TCO<sub>2</sub> (Rule 3313/4221)</b>	<b>2</b>	<b>2.9%</b>
<b>Other Violations (Rule 3510)</b>	<b>1</b>	<b>1.4%</b>

### Charge:

A Charge is served by HIWU when it has made the determination that it is moving forward with a case against a Responsible Person; it is not served until after HIWU has received and reviewed the explanation and any other information submitted by the Responsible Person (if they have done so).

## RESULTS OF CHARGES FILED\*

	Anti-Doping		Controlled Medication	
	Total	%	Total	%
<b>Admission</b>	<b>0</b>	0.0%	<b>27</b>	39.1%
<b>Arbitral Body/IAP/HIWU Decision</b>	<b>0</b>	0.0%	<b>16</b>	23.2%
<b>Withdrawal</b>	<b>0</b>	0.0%	<b>0</b>	0.0%
<b>Stayed</b>	<b>2</b>	25.0%	<b>18</b>	26.1%
<b>Pending</b>	<b>6**</b>	75.0%	<b>8</b>	11.6%
<b>Total</b>	<b>8</b>		<b>69</b>	

\* This information is up to date through March 15, 2025.

\*\* There are six additional pending cases in which an EAD Charge had not yet been served.