



QUARTERLY TESTING STATISTICS

Q3 2024

JULY 1 - SEPTEMBER 30, 2024

TOTAL SAMPLE COLLECTION SESSIONS

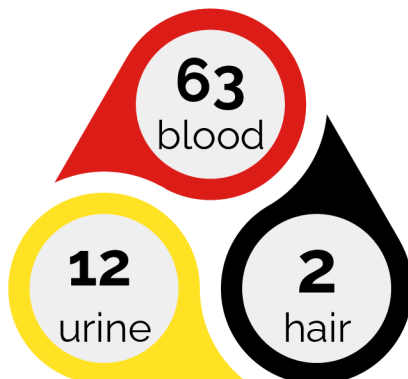


0.35%
of all sample collection
sessions resulted in AAFs

In Q3 2024,
there was **1**
**Atypical
Finding** in
blood, which
remains
pending.



NUMBER OF ADVERSE ANALYTICAL FINDINGS (AAFs) BY MATRIX

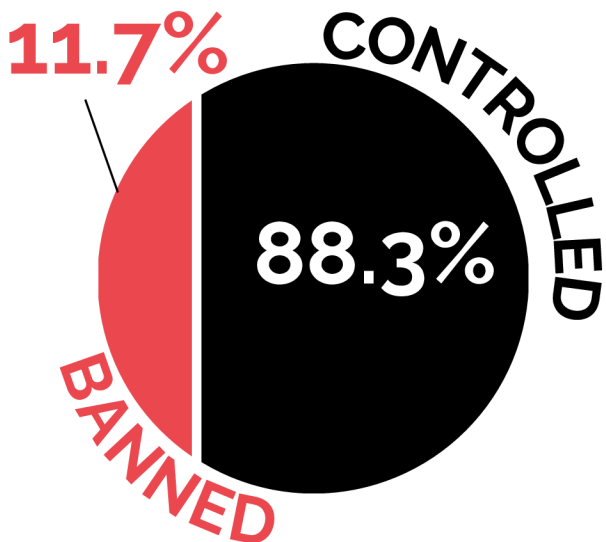


	TOTAL SAMPLE COLLECTION SESSIONS	TOTAL AAFs
AR	0	0
AZ	0	0
CA	3,559	13
DE	817	2
FL	1,362	4
IA	896	2
IL	980	5
IN	1,036	2
KY	1,765	6
MD	985	4
MN	892	3
NJ	1,004	2
NM	390	5
NY	2,749	11
OH	2,148	8
OK	449	2
PA	1,906	4
VA	649	1
WA	659	3
	22,246 Total	77 Total

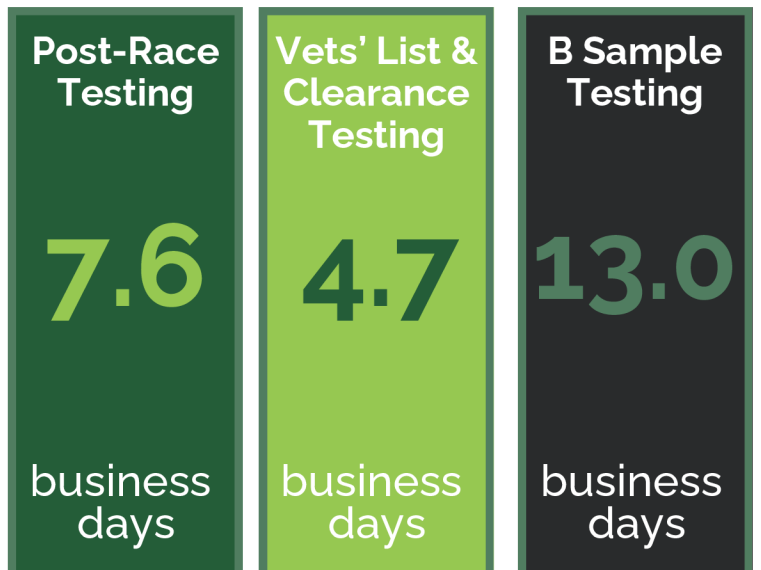
Banned		Controlled Method	Controlled A	Controlled B	Controlled C		
Altrenogest	1		Valerenic Acid	1	Aminocaproic Acid	1	
Clenbuterol	5			Cannabidiol	2	Dantrolene	2
Metformin	1			Lidocaine	1	Dexamethasone	11
Methamphetamine	2			Mepivacaine	1	Dimethyl Sulfoxide (DMSO)	1
				Nabumetone	2	Firocoxib	1
				Prylamine	1	Flunixin	4
				Tramadol	3	Furosemide	1
						Glycopyrrolate	1
						Methocarbamol	9
						Omeprazole Sulfide	4
						Pentoxifylline	1
						Phenylbutazone	7
						Tranexamic Acid	1
						Triamcinolone Acetonide	3
9		0	1	20	47		

77 Adverse Analytical Findings

PERCENTAGE OF AAFs BY BANNED OR CONTROLLED STATUS



AVERAGE TIME FOR TEST RESULTS TO BE REPORTED TO HIWU



EQUINE ANTI-DOPING (EAD) & EQUINE CONTROLLED MEDICATION (ECM) NOTICES & CHARGES FILED BY STATE*

*This chart does not reflect IAI Cases

State	EAD Notices Filed	EAD Charges Filed	ECM Notices Filed	ECM Charges Filed
AR	0	0	0	0
AZ	0	0	0	0
CA	4	4	12	12
CO	0	0	0	0
DE	0	0	2	2
FL	3	0	4	4
IA	0	0	4	4
IL	0	0	5	4
IN	1	1	2	2
KY	4	4	6	6
MD	1	1	3	2
MN	0	0	3	2
NJ	0	0	2	2
NM	1	1	4	3
NY	2	2	9	9
OH	1	0	8	8
OK	0	0	2	2
PA	0	0	3	3
VA	0	0	1	1
WA	0	0	3	3
TOTAL	17	13	73	69



The average resolution time is
64.3 days**

**Time between date of violation and case resolution, beginning on January 1, 2024

INTRA-ARTICULAR INJECTION (IAI) (RULES 3313-14, 4221) VIOLATIONS

5

TOTAL ECM NOTICES FILED

5

TOTAL ECM CHARGES FILED

Admissions:	3
HIWU/Internal Adjudication Panel (IAP) Decisions:	2
Withdrawn Charges:	0
Stayed:	0

Violations involving intra-articular injections (IAI) were transitioned to HISA's Racetrack Safety Program on July 8, 2024.

91.1%

of notices filed resulted in Charges

IAI Cases not included

Filed Notices by Rule Violation with Percentages

Total Notices Filed	90
Total EAD Notices Filed	17 18.9%
Presence (Rule 3212)	9 53.0%
Possession (Rule 3214(a))	4 23.5%
Other Violations	4 23.5%
Total ECM Notices Filed	73 81.1%
Presence (Rule 3312)	66 90.4%
Use (Rule 3313)	7 9.6%

Notice:

A Notice served by HIWU is the first communication with the Responsible Person; it sets forth the facts with respect to a possible violation of the ADMC Program and requests an explanation from the Responsible Person.

Filed Charges by Rule Violation with Percentages

Total Charges Filed	82
Total EAD Charges Filed	13 15.9%
Presence (Rule 3212)	7 53.8%
Possession (Rule 3214(a))	4 30.8%
Other Violations	2 15.4%
Total ECM Charges Filed	69 84.1%
Presence (Rule 3312)	62 89.9%
Use (Rule 3313)	7 10.1%

Charge:

A Charge is served by HIWU when it has made the determination that it is moving forward with a case against a Responsible Person; it is not served until after HIWU has received and reviewed the explanation and any other information submitted by the Responsible Person (if they have done so).

RESULTS OF CHARGES FILED*

	Anti-Doping		Controlled Medication	
	Total	%	Total	%
Admission	2	15.4%	31	44.9%
Arbitral Body/IAP/HIWU Decision	1	7.7%	20	29.0%
Withdrawal	0	0.0%	0	0.0%
Stayed	4	30.8%	7	10.1%
Pending	6	46.1%	11	16.0%
Total	13	100.0%	69	100.0%

* This information is up to date through December 6, 2024.