



# QUARTERLY STATISTICS

Q2 2024

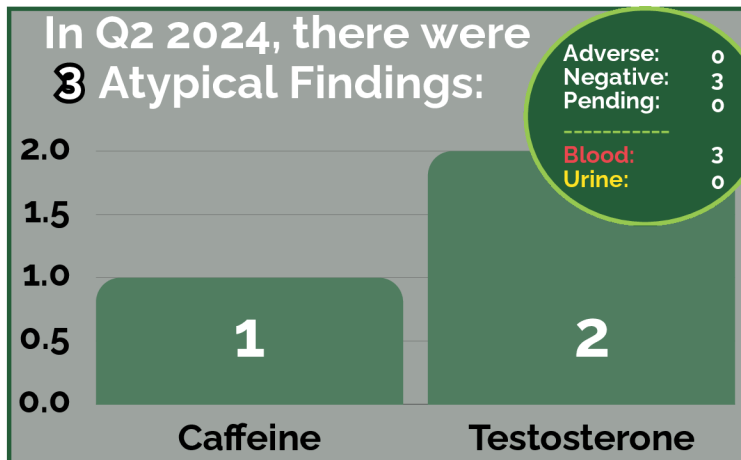
APRIL 1 - JUNE 30, 2024

## TOTAL SAMPLE COLLECTION SESSIONS IN Q2 2024

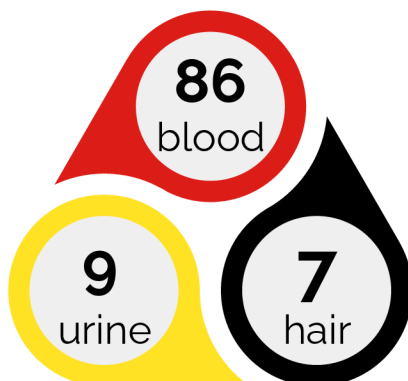


# 0.50%

of all sample collection sessions resulted in AAFs



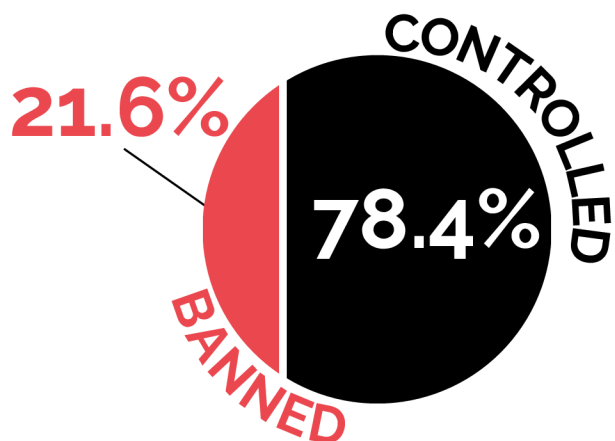
## NUMBER OF ADVERSE ANALYTICAL FINDINGS (AAFs) BY MATRIX



	TOTAL SAMPLE COLLECTION SESSIONS	TOTAL AAFs
AR	540	3
AZ	374	1
CA	3,232	10
DE	428	6
FL	2,111	9
IA	501	5
IL	898	6
IN	849	1
KY	2,560	16
MD	1,251	5
MN	412	0
NJ	585	2
NM	176	0
NY	2,278	7
OH	1,804	12
OK	304	3
PA	1,771	9
VA	2	1
WA	416	6
	<b>20,492 Total</b>	<b>102 Total</b>

Banned		Controlled Method		Controlled A	Controlled B		Controlled C	
Clenbuterol	10	TCO2	4		Acepromazine	11	Acetaminophen	3
D-Methamphetamine	4				Albuterol	1	Aminocaproic Acid	2
Formestane/ 4-Hydroxytestosterone	1				Cannabidiol	4	Betamethasone	3
Metformin	6				Capsaicin	3	Cetirizine	2
Oxycodone/ Oxymorphone	1				Gabapentin	1	Dantrolene	6
					Lidocaine	1	Dexamethasone	12
					Xylazine	1	Dimethyl Sulfoxide (DMSO)	1
							Flunixin	2
							Glycopyrrolate	1
							Methocarbamol	5
							Omeprazole Sulfide	4
							Phenylbutazone	12
							Triamcinolone Acetonide	1
22		4		0	22		54	
102 Adverse Analytical Findings								

PERCENTAGE OF AAFs  
BY BANNED OR CONTROLLED  
STATUS



AVERAGE TIME FOR TEST RESULTS  
TO BE REPORTED TO HIWU



## EQUINE ANTI-DOPING (EAD) & EQUINE CONTROLLED MEDICATION (ECM) NOTICES & CHARGES FILED BY STATE\*

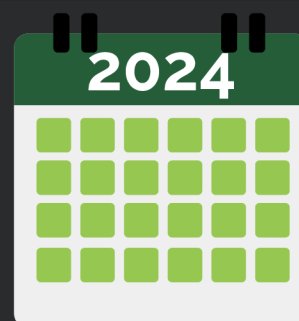
\* This chart does not reflect IAI Cases

State	EAD Notices Filed	EAD Charges Filed	ECM Notices Filed	ECM Charges Filed
AR	1	0	2	2
AZ	0	0	1	1
CA	1	1	11	11
CO	0	0	0	0
DE	3	2	3	3
FL	4	3	6	6
IA	0	0	4	4
IL	3	2	4	4
IN	0	0	1	1
KY	2	2	13	13
MD	0	0	5	5
MN	0	0	0	0
NJ	0	0	2	2
NM	0	0	0	0
NY	0	0	8	8
OH	6	6	4	4
OK	1	0	2	2
PA	1	1	8	5
VA	0	0	1	1
WA	1	1	5	5
<b>TOTAL</b>	<b>23</b>	<b>18</b>	<b>80</b>	<b>77</b>

# 92.2%

of notices filed resulted in Charges

IAI Cases not included



The average resolution time is

## 56 days\*\*

\*\*Time between date of violation and case resolution, beginning on January 1, 2024

### INTRA-ARTICULAR INJECTION (IAI) (RULES 3313-14, 4221) VIOLATIONS

# 14

TOTAL ECM NOTICES FILED

# 9

TOTAL ECM CHARGES FILED

Admissions:	6
HIWU/Internal Adjudication	
Panel (IAP) Decisions:	1
Withdrawn Charges:	2
Stayed:	0

## Filed Notices by Rule Violation with Percentages

<b>Total Notices Filed</b>	<b>103</b>	
<b>Total EAD Notices Filed</b>	<b>23</b>	<b>22.3%</b>
Presence (Rule 3212)	19	82.6%
Possession (Rule 3214(a))	4	17.4%
<b>Total ECM Notices Filed</b>	<b>80</b>	<b>77.7%</b>
Presence (Rule 3312)	73	91.3%
ECM Method (Rule 3313)/TCO2	6	7.5%
Other Violations	1	1.2%

### Notice:

A Notice served by HIWU is the first communication with the Responsible Person; it sets forth the facts with respect to a possible violation of the ADMC Program and requests an explanation from the Responsible Person.

## Filed Charges by Rule Violation with Percentages

<b>Total Charges Filed</b>	<b>95</b>	
<b>Total EAD Charges Filed</b>	<b>18</b>	<b>18.9%</b>
Presence (Rule 3212)	15	83.3%
Possession (Rule 3214(a))	3	16.7%
<b>Total ECM Charges Filed</b>	<b>77</b>	<b>81.1%</b>
Presence (Rule 3312)	73	94.8%
ECM Method (Rule 3313)/TCO2	3	3.9%
Other Violations	1	1.3%

### Charge:

A Charge is served by HIWU when it has made the determination that it is moving forward with a case against a Responsible Person; it is not served until after HIWU has received and reviewed the explanation and any other information submitted by the Responsible Person (if they have done so).

## RESULTS OF CHARGES FILED\*

	Anti-Doping		Controlled Medication	
	Total	%	Total	%
<b>Admission</b>	<b>0</b>	0.0%	<b>38</b>	49.4%
<b>Arbitral Body/IAP/HIWU Decision</b>	<b>0</b>	0.0%	<b>23</b>	29.9%
<b>Withdrawal</b>	<b>0</b>	0.0%	<b>1</b>	1.3%
<b>Stayed</b>	<b>7</b>	38.9%	<b>11</b>	14.3%
<b>Pending</b>	<b>11</b>	61.1%	<b>4</b>	5.1%
<b>Total</b>	<b>18</b>		<b>77</b>	

\* This information is up to date through September 23, 2024.