



**HORSE RACING  
NATION**



# SECRETS TO WIN ON GULFSTREAM TAPETA



- Tips, Trends & Winning Plays



# **Secrets to Win on Gulfstream's Tapeta**



<b>Running Styles &amp; Track Trends .....</b>	<b>pg 4</b>
<b>Top Jockeys .....</b>	<b>pg 6</b>
<b>Which Shippers are Best Bets?.....</b>	<b>pg 7</b>
<b>Tapeta Trainer Stats .....</b>	<b>pg 10</b>
<b>Top Tapeta Sires .....</b>	<b>pg 11</b>



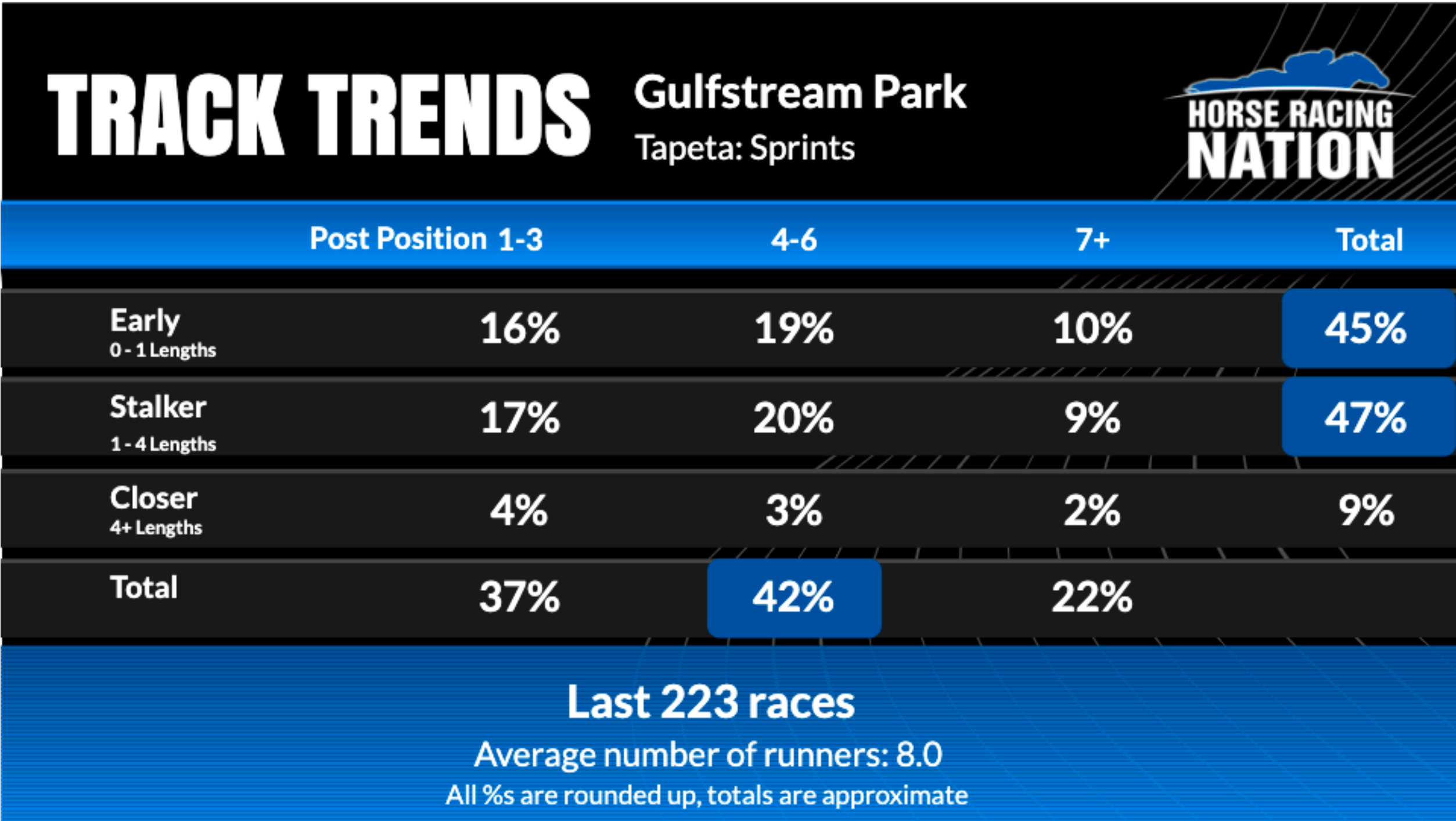
# Running Styles & Track Trends

A great way to cash more tickets is to get to know the preferred running style of each surface and distance.

## Tapeta sprints - 5 furlongs and 5 1/2 furlongs

Looking at the Track Trends graphic below, we can see that 92% of winners come from the Early or Stalker positions. This graphic is based on the first point of call, and horses that are within 1 length of the lead are winning 45% of races, and horses within 1 and 4 lengths of the lead are winning 47% of the races. Closers that start out more than 4 lengths behind the lead are really up against it winning at a paltry 9%.

Also note that post positions 4-6 are winning 42% of the time, slightly more than the 37% of posts 1-3.



## Tapeta routes - 1 mile 70 yards and 1 1/16 or 1 1/8 miles

Looking at Tapeta routes, we can see that a stalking trip is the best place to be, accounting for 50% of the winners. But the overall profile is more balanced, with 24% winners coming from early types and 26% from closer types.

With post positions, note the trend is similar to sprints, the middle posts 4-6 are winning 43% of races.

TRACK TRENDS		Gulfstream Park		HORSE RACING NATION	
		Tapeta: Routes			
		Post Position 1-3	4-6	7+	Total
Early 0 - 1 Lengths	8%	9%	7%	24%	
Stalker 1 - 4 Lengths	17%	21%	12%	50%	
Closer 4+ Lengths	9%	13%	5%	26%	
Total	34%	43%	23%		
Last 276 races					
Average number of runners: 8.1					
All %s are rounded up, totals are approximate					

## Looking for more detail?

The [HRN Track Trends Tool](#) is free to use and you can change the settings to look at different distances and timeframes.



# Top Jockeys on Gulfstream's Tapeta

Horseplayers already know to consider jockey statistics when handicapping. *Horse Racing Nation's Hot Jockey Report* shows how riders are performing on dirt, turf and synthetic surfaces by track with the HRN Impact score, which weighs the odds of each starter against performance.

## Top jockeys overperforming on Tapeta

The jockey colony can change throughout the year, but as of this March 2023 update, below is a graphic of the top performing jockeys.

The Gulfstream Tapeta surface can be difficult for newer riders or out-of-town riders to learn, but these are are riders that have proven successful on the Gulfstream Tapeta over time.

Gulfstream Park - Synth  
(Last 90 Days)

Jockey	Wins/Sts (%)	Expected Wins (%)	HRN Impact
Javier Castellano	11/40 (28%)	7 (17%)	58%
Jesus M. Rios	3/29 (10%)	2 (7%)	56%
Chantal Sutherland	4/36 (11%)	3 (9%)	21%
Tyler Gaffalione	17/85 (20%)	15 (17%)	16%
Irada Ortiz, Jr.	32/114 (28%)	28 (24%)	16%
Heriberto Figueroa	2/17 (12%)	2 (10%)	16%
Jose L. Ortiz	22/112 (20%)	19 (17%)	15%
Paco Lopez	14/83 (17%)	12 (15%)	12%
Luis Saez	22/109 (20%)	21 (19%)	7%
Edgar Perez	11/87 (13%)	10 (12%)	7%
Miguel Angel Vasquez	12/92 (13%)	11 (12%)	5%
Luca Panici	6/62 (10%)	6 (9%)	4%



For more insights on how the Gulfstream Park riding colony performs on dirt and turf, take a look

at the *HRN Hot Jockey Report*. The report highlights each rider's strengths and weaknesses so that horseplayers can make even smarter decisions.

# Which Shippers are Best Bets on Gulfstream's Tapeta?


As horseplayers struggle to figure out Gulfstream's new synthetic Tapeta, Horse Racing Nation is examining factors at play on this new surface.

***Horse Racing Nation's Shipper Stats Report*** provides valuable clues for handicappers about how runners may perform based on what track they're coming from. This angle is always important for any track to see how horses from one track may perform when racing at different tracks.

## All surface trends at Gulfstream

The vast majority of runners on Gulfstream Park's Tapeta surface this year made their last start at Gulfstream Park, but how do the numbers look when accounting for surface as well?

When locally based horses race on synthetic, they win more often after coming from Gulfstream Tapeta (14%) or turf (13%). Dirt-to-Tapeta moves is just an 9% strike rate while also sporting the worst Horse Racing Nation Impact score (-13%) and Return on Investment (-46%).

		Gulfstream Park shipper report		
		Tapeta stats by previous surface		
Previous surface	Starts	Win %	HRN Impact	ROI
Dirt	621	9%	-13%	-46%
Synthetic	1650	14%	0%	-27%
Turf	833	13%	-3%	-28%
Debut	158	14%	41%	-3%






This is consistent even beyond the local horses who made their previous start at Gulfstream, as looking at all Tapeta starters this year reveals similar win percentages and HRN Impact scores based on previous surface.

## Shipping in to win on Tapeta

No surprise that the vast majority of horses racing on Gulfstream Park’s Tapeta surface had previously started on the surface, winning at a 13% rate. One interesting set of stats are shippers from tracks with synthetic venues.

Woodbine fared favorably with a 17% win rate and also a +17% Horse Racing Nation Impact score. These numbers suggest the Woodbine shippers out-performing their odds.

Presque Isle Downs and Turfway Park, on the other hand, both sport low win percentages of 9% and 8% respectively.



# SHIPPERS TO GULFSTREAM TAPETA

## Since Jan. 2022

Last Track (any surface)	Starts	Wins	Win %	Impact
GP	6433	817	13%	-3%
First-time starters	545	57	10%	5%
TAM	275	24	9%	16%
WO	107	18	17%	17%
AQU	82	12	15%	-14%
LRL	69	10	14%	29%
CNL	49	4	8%	-13%
CD	45	7	16%	-10%
MTH	44	5	11%	10%
KEE	43	4	9%	-37%
BAQ	43	8	19%	8%
DEL	38	4	11%	21%
PID	32	3	9%	0%
BEL	31	8	26%	75%
SAR	26	5	19%	25%
TP	25	2	8%	-41%
HAW	22	5	23%	39%
PRX	17	4	24%	166%
KD	16	5	31%	39%
MED	15	3	20%	84%
SA	14	0	0%	-100%
FG	13	0	0%	-100%
IND	12	0	0%	-100%
DMR	12	2	17%	0%
PIM	10	4	40%	190%



# Looking at first-time starters

First-time starters win at a 10% clip on the Tapeta, and they perform at a +5% HRN Impact. So first-time starters can definitely win on the Gulfstream Tapeta surface.

SHIPPER'S TO GULFSTREAM TAPETA Since Jan. 2022				
Last Track (any surface)	Starts	Wins	Win %	Impact
GP	6433	817	13%	-3%
First-time starters	545	57	10%	5%
TAM	275	24	9%	16%

For more powerful stats on first-time starters, check out these new reports from Horse Racing Nation!






# Top Tapeta Trainers

The table below shows the winningest trainers over the Tapeta surface at Gulfstream since the start of 2022.

Since this reflects the trainers with the most wins, this is a good list by nature, but even so a few trainers stand out:

- Carlos David is winning at 26% with +42% impact
- Todd Pletcher is winning at 26% with +17% impact
- Chad Brown is at 39% winners with a huge +59% impact
- Martin Drexler is at 24% winners with a +30% impact.

 <b>TOP TRAINERS - GULFSTREAM TAPETA</b> Since Jan. 2022						
Trainer	Starts	Wins	Place	Show	Win%	Impact
Saffie A. Joseph, Jr.	284	65	49	34	23%	5%
Jose Francisco D'Angelo	248	52	36	34	21%	8%
Antonio Sano	314	38	44	39	12%	-1%
Mark E. Casse	166	30	17	13	18%	16%
Carlos A. David	100	26	16	13	26%	42%
Rohan Crichton	127	24	16	18	19%	5%
Michael J. Maker	111	23	19	23	21%	11%
Jorge Delgado	105	22	21	10	21%	2%
Joseph F. Orseno	153	21	27	21	14%	-8%
J. Kent Sweezey	141	20	16	18	14%	22%
Victor Barboza, Jr.	167	20	31	25	12%	-26%
Todd A. Pletcher	62	16	10	8	26%	17%
Ralph E. Nicks	79	16	12	9	20%	22%
Claudio A. Gonzalez	92	16	17	11	17%	17%
Amador Merei Sanchez	68	15	9	7	22%	39%
David Fawkes	110	15	15	13	14%	-4%
Kathleen O'Connell	91	13	8	8	14%	19%
Ronald B. Spatz	84	13	13	7	15%	-3%
Chad C. Brown	31	12	6	1	39%	59%
Martin Drexler	51	12	11	7	24%	30%
Peter R. Walder	58	11	5	9	19%	16%
Leon J. McKanas	68	11	7	13	16%	70%
William Tharrenos	69	11	8	3	16%	37%
Fausto Gutierrez	53	11	9	8	21%	29%
Gustavo Delgado	53	10	1	5	19%	21%




# Top Tapeta Sires

When horses run over the Tapeta surface for the first time, it pays to look at the sire's potential to get synthetic runners. Horse Racing Nation stats separate Tapeta stats into sprints and routes as some sires are more successful at shorter and longer distances.


Look for sires with **strong win percentages** and **high HRN impact scores** for potential move ups as horses make their first start over the Tapeta surface. The HRN impact score measures whether horses outperform or underperform their odds, so sires with positive impact scores are outrunning their odds.

The HRN Sire Moves Report showcases the biggest movers (positive and negative) each day.

<div>GULFSTREAM SIRES TAPETA SPRINTS</div>				
Sire	Starts	Wins	Win %	Impact
Kantharos	94	18	19%	12%
Uncaptured	145	17	12%	-22%
Bahamian Squall	56	12	21%	92%
Unified	36	11	31%	131%
Speightstown	39	11	28%	36%
Dialed In	43	10	23%	30%
Shanghai Bobby	22	9	41%	75%
Poseidon's Warrior	43	9	21%	67%
The Big Beast	48	9	19%	21%
Into Mischief	51	9	18%	14%
Kitten's Joy	58	9	16%	26%
Chitu	50	8	16%	42%
Prospective	20	7	35%	96%
Maclean's Music	35	7	20%	10%
Handsome Mike	46	7	15%	16%
Gone Astray	59	7	12%	7%
Social Inclusion	16	6	38%	113%
Stay Thirsty	17	6	35%	80%
Tapizar	23	6	26%	32%
Klimt	31	6	19%	36%



Use the *Horse Racing Nation's Sire Moves Report* to see each day which horses are big moves up or down based on their sires and switching surfaces and distances.

<div>  <div> TOP GULFSTREAM SIRES TAPETA ROUTES </div> </div>				
Sire	Starts	Wins	Win %	Impact
More Than Ready	69	16	23%	65%
Ghostzapper	46	13	28%	91%
Noble Bird	74	11	15%	7%
Verrazano	71	11	15%	-4%
Declaration of War	44	11	25%	29%
Kitten's Joy	126	10	8%	-37%
Khozan	89	10	11%	-13%
Wicked Strong	57	10	18%	15%
He's Had Enough	66	9	14%	7%
Will Take Charge	59	9	15%	4%
Hard Spun	55	9	16%	41%
Exaggerator	54	9	17%	22%
Animal Kingdom	49	9	18%	88%
Not This Time	47	9	19%	8%
Nyquist	33	9	27%	85%
Malibu Moon	68	8	12%	-10%
Tapiture	60	8	13%	4%
Street Sense	56	8	14%	3%
American Pharoah	51	8	16%	18%
Overanalyze	43	8	19%	14%

On the next page are some sires with **low win percentages** and **low HRN impact scores** to be aware of as horses make their first starts on the Tapeta surface. You may be surprised at which sires with negative impact scores are underperforming on this surface.

The HRN Sire Moves Report showcases the biggest movers (positive and negative) each day.



## GULFSTREAM SIRES

### TAPETA SPRINTS - Lowest Win%

Sire	Starts	Wins	Win %	Impact
Astern (AUS)	15	0	0%	-100%
Get Stormy	16	0	0%	-100%
Distorted Humor	17	0	0%	-100%
Noble Mission (GB)	20	0	0%	-100%
Not This Time	21	0	0%	-100%
City Zip	22	0	0%	-100%
Two Step Salsa	29	1	3%	-51%
Greenpointcrusader	26	1	4%	-66%
Exaggerator	23	1	4%	-20%
Drill	21	1	5%	-33%
Khozan	41	2	5%	-63%
Country Day	19	1	5%	-64%
Treasure Beach (GB)	36	2	6%	-35%
No Nay Never	18	1	6%	-43%
Bodemeister	18	1	6%	-21%
Fort Loudon	18	1	6%	-50%
Brody's Cause	18	1	6%	-50%
Brethren	52	3	6%	-49%
Jimmy Creed	17	1	6%	-49%
Verrazano	17	1	6%	-58%

## GULFSTREAM SIRES

### TAPETA ROUTES - Lowest Win%

Sire	Starts	Wins	Win %	Impact
Klimt	24	0	0%	-100%
Drill	20	0	0%	-100%
Astern (AUS)	17	0	0%	-100%
Flat Out	16	0	0%	-100%
Maclean's Music	15	0	0%	-100%
Cairo Prince	58	2	3%	-64%
Connect	29	1	3%	-66%
Two Step Salsa	27	1	4%	-61%
Kantharos	24	1	4%	-66%
Skipshot	24	1	4%	-62%
First Samurai	22	1	5%	-59%
Noble Mission (GB)	43	2	5%	-67%
Mastery	21	1	5%	-61%
Neolithic	20	1	5%	-59%
Mohaymen	20	1	5%	-64%
Goldencents	19	1	5%	-45%
Dialed In	19	1	5%	-50%
Red Rocks (IRE)	17	1	6%	-39%
Unified	17	1	6%	-31%
Big Blue Kitten	17	1	6%	-34%





For more information beyond shippers, check out the rest of the **HRN Pro Reports**. The reports tackle the most difficult handicapping challenges that players face every day:

**Pace report** - Finds the fastest and slowest paces at every track

**Post-position bias report** - Identifying good & bad posts at every track and distance

**Shipper stats report** - How shippers do coming into every track

**First-timer insight report** - Help identifying live 1st and 2nd-timers

**Jockey report** - Which jockeys are good and bad bets and when?

**NEW! Sire Moves report** - Highlights the biggest pedigree moves each day – whether positive or negative.

**NEW! Horses to Single report** - Shows the best potential singles from around the entire country, and the most recent results.

***Get all of these tools with an HRN Pro Membership!***

All 7 reports are available daily, both individually and as part of the HRN Pro Membership package!



*The Super Screener is a proven system based on a 20+ year study*

*Power Picks use a powerful AI technology to rank each horse*

***Get daily access to these 7 insider reports answering some of the toughest questions facing handicappers every day!***

***CLICK HERE!***