



**UCI TRIALS INTERNATIONAL EVENTS
UCI HC & UCI C1**

ORGANISATION GUIDE

Table of contents

INTRODUCTION 3

1. BASIS FOR THE EVENT..... 3

2. RULES..... 3

3. UCI CONTACTS 3

ORGANIZATIONAL ASPECTS 4

3. TECHNICAL GUIDE 4

4. INFORMATION OF THE EVENT 4

5. HUMAN RESOURCES 4

 5.1. ORGANIZATION PERSONNEL..... 4

 5.1.1. EVENT DIRECTOR 4

 5.1.2. SECTION DESIGNER/BUILDER 5

 5.1.3. ANNOUNCER/SPEAKER..... 5

 5.1.4. FIRST AID & MEDICAL..... 5

 5.1.5. ADDITIONAL PERSONNEL..... 5

 5.2. OFFICIALS 6

 5.2.1. PRESIDENT OF THE COMMISSAIRES’ PANEL (PCP) 6

 5.2.2. SECRETARY..... 6

 5.2.3. NATIONAL OR REGIONAL TRIALS COMMISSAIRES 6

6. EVENT SETUP 7

 6.1. GENERAL SETUP 7

7. INFRASTRUCTURE AND SERVICES 8

 7.1. MAIN COMPETITON FACILITIES..... 8

 7.2. BASIC SERVICES 8

 7.3. GENERAL FACILITIES AND SERVICES 8

8. MAIN COMPETITION FACILITIES 8

 8.1. TRIALS OFFICE 8

 8.2. SCREEN AREA (RECOMMENDED) 10

 8.3. PODIUM AREA..... 11

 8.4. SOUND SYSTEM..... 12

 8.5. COMPETITION AREA (SECTIONS)..... 12

 8.5.1. SECTION LAYOUT 12

 8.6. COURSE MARKING TAPE 13

 8.7. ARROWS..... 13

 8.8. START SIGNS..... 13

9. BASIC SERVICES 14

 9.1. FIRST AID POST 14

 9.2. POWER SUPPLY 14

 9.3. FOOD AND BEVERAGE SERVICE..... 14

 9.4. COMMUNICATION SYSTEM 14

10. SPECTATORS FACILITIES AND SERVICES 14

 10.1. CAR PARK 14

 10.2. FOOD AND BEVERAGE SERVICE 14

 10.3. PUBLIC’ TOILETS 14

 10.4. LITTER BINS 14

11. SIGNPOSTING..... 15

 11.1. INFORMATION SIGNS 15

12. RIDERS’ COMPETITION MATERIAL 15

 12.1. NUMBER PLATES 15

 12.2. SCORECARD..... 15

SPORTING ASPECTS 16

14. CATEGORIES 16

 14.1. DISCIPLINES 16

15. REGISTRATIONS AND RIDERS CONFIRMATION 16

 15.1. ENTRIES 16

 15.2. RIDERS CONFIRMATION 16

16. COMPETITION FORMAT 16

 16.1. C1 EVENTS FORMAT 16

 16.2. HC EVENTS FORMAT 16

17. UCI POINTS..... 17

INTRODUCTION

1. BASIS FOR THE EVENT

This guide is designed for use by the Local Organiser Committee (LOC) of the Hors Class (HC) and Class 1 (C1) events. It has been conceived and drawn up to assist the LOC of this event, by providing information of the general organisation guidelines.

The success of the UCI Trials events is determined by the satisfaction level of the competitors, sponsors, media, officials and the general public. This success can only be achieved with a meticulous and methodical approach.

This document contains the main parameters to setup the competition.

This document has two distinct parts. Firstly, it examines the organizational aspects. The second part describes the sporting aspects of the events.

2. RULES

UCI RULES

The UCI Constitution and Regulations are applicable to all the countries affiliated to the UCI for international competitions and they serve as a basis for the National Federations for drawing up their own technical rules in the various cycling disciplines: road, mountain bike, track, cyclo-cross, BMX, trials, indoor cycling and para-cycling.

The up-to-date version of the international rules is available on the UCI's website.

The UCI also publishes circulars when necessary, clarifying certain special points which have been changed and have to be applied very quickly.

Part 7 ([here](#)) of the UCI Constitution and Regulations are the reference chapter for trials. However, certain points relating to the general organisation of cycling and concerning trials can be found in Part 1 ([here](#)).

NATIONAL FEDERATION RULES

The National Federation operates on the basis of its articles of association and internal rules, which specify that, in accordance with its delegation of power, it lays down the administrative and technical regulations of cycling, at national level, in the various cycling disciplines and with due respect for the international rules. It is important to recall that the articles of association of the UCI mention, amongst other things, mention that «the (National) Federations undertake (...) to comply with the articles of association and the Constitution and Regulations of the UCI (...) and that the UCI Constitution and Regulations must be included within the corresponding rules of the National Federations. The articles of association and rules of the National Federations cannot go against those of the UCI. In the event of any difference, only the articles of association and the rules of the UCI shall apply.»

Just as with the international rules, the purpose of these rules is to guarantee the legality of the sport and to safeguard the health and safety of the competitors.

3. UCI CONTACTS

If you need further information about the International events; please contact:

- **Dani Parramon** - UCI Trials Coordinator, dani.parramon@uci.ch

Union Cycliste Internationale

1860 Aigle (Switzerland)

T + 41 24 468 58 11 | E admin@uci.ch | W www.uci.org

ORGANIZATIONAL ASPECTS

4. TECHNICAL GUIDE

In order to be included on the UCI International Trials calendar, the organiser shall submit the Technical Guide dully filled provided by UCI.

5. INFORMATION OF THE EVENT

So that reach the maximum number of participants is highly recommended create an event website. The key information must be posted in it. Social accounts will help to become the event more popular.

If the LOC has not got a website, the information described in the Technical Guide can be used to create the Competition Guide. This information should be published at least three months in advance of the event. All this information must be in English and in the language of the host country.

The following information should be mentioned:

GENERAL INFORMATION

- General situation and how to get there: nearest airports, by road, by train ...
- Event location
- List of accommodations: hotels, B&B, apartments ...
- Facilities for motorhomes
- Nearest hospital
- Organiser contact

EVENT INFORMATION

- Registration system
- Schedule
- Prize money (if applicable)

SPORTING ASPECTS

- Competition categories and competition format

OTHERS

- Social accounts
- Partners

6. HUMAN RESOURCES

6.1. ORGANIZATION PERSONNEL

Although it is not possible to establish a comprehensive description of all posts, the key positions of LOC are given below:

6.1.1. EVENT DIRECTOR

- Assumes leadership of the team (management, motivation, supervision)
- Supervises all operations before, during and after the event and gives an account of all decisions made with regards to general organisation.
- Maintains contact with the various personnel in order to form a general, global overview of the event in all respects, both technical (courses, programme of competition) and organisational (finance, marketing, media, logistics, etc.) and as a result gives appropriate impetus for the event to be successful.
- Ensures a constructive collaboration between the LOC and host Federation

6.1.2. SECTION DESIGNER/BUILDER

- The LOC appoints a sections trials designer/builder who is responsible for creating, adapting or standardising the trials sections. The section designer/builder must be a person with a large international trials competition experience.
- The section designer/builder informs the LOC of the work required to build/mark the sections. The LOC is liable for all expenses relating to preparing the sections (labour, materials, etc.).
- Section builder must be assist by 3 persons at least.

6.1.3. ANNOUNCER/SPEAKER

- The primary responsibilities of announcers are to inform and entertain the crowd, media and participants by announcing the competition action and other events. Another key responsibility will be to give the title sponsor and local sponsors required exposure.
- The organiser shall provide at least one announcer. The announcer should provide music, general event information, sponsor announcements and local stories to entertain the riders and spectators.
- It is highly recommended that the organiser produce specific information and script, covering the messages and announcements that need to be made during the event. This should include who the local sponsors are and what they offer. Other good information to include is specific competition information such as a detailed schedule and procedures, a history of your competition, information on expo participants and thank you messages to all who deserve it.
- Before the event a meeting between PCP, the race director and the announcer will take place, in order to clarify all this information and expectations.

6.1.4. FIRST AID & MEDICAL

At least one ambulance and an adequate number of first aid staff including a licensed physician shall be in attendance during all practice and competition sessions. Both the ambulance and first aid personnel must be stationed near the competition area and a clear exit route for the ambulance leading to a public thoroughfare must be provided and maintained throughout the progress of the event. Neither practice nor competition sessions may take place unless proper medical services are available. All the above is to be provided and paid for by the organiser.

6.1.5. ADDITIONAL PERSONNEL

All other additional personnel that are necessary to assure a smooth organization of event are to be provided by the LOC.

This group of other personal could include, among others, the following

- Secretary assistant: 1
- Commissaires' Panel assistant: 5
- Awards ceremony protocol: 1
- External services (electrician, catering, infrastructures, cleaning ...): 5-10
- Media (journalist, video maker, photographer ...): the required number depends of each event
- Security personnel (daytime/night-time): the required number depends of each event

6.2. OFFICIALS

Below you will find a list of key officials. In total there will be 5 sections running at the same time, in total that means that 5 national or regional trials commissaires needs to be appointed by the LOC.

Official	N	Appointed by	Travel/per diem Paid by	Accommodation Paid by	Accommodation n. of nights
President of the Commissaires' Panel	1	UCI	UCI	Organiser	0-3
Secretary	1	Organiser	Organiser	Organiser	0-2
National or Regional Trials Commissaires	5	Organiser	Organiser	Organiser	0-2

Accommodation / Transport: The LOC shall ensure that accommodation and transport is provided free of charge from the place of arrival (airport/train station) to the hotel and from the hotel to the event's venue and vice versa for the UCI official.

6.2.1. PRESIDENT OF THE COMMISSAIRES' PANEL (PCP)

The president of the commissaires panel is appointed by UCI according to article 1.2.116 UCI Regulation. He is the head of the commissaires' panel and manages the other commissaires. He shall carry out the inspection of the sections in conjunction with the Section builder/designer.

During the competition he can operate in a section.

The President of the Commissaires' Panel is the final authority at any competition and has the right to impose a penalty on any rider, parent, spectator or team manager in the interests of safety or for violation of the UCI Trials rulebook, following the guidelines as described in chapter §16 of the UCI Trials rulebook and part 1 of the UCI regulations.

6.2.2. SECRETARY

The secretary is appointed by the organiser. The secretary shall be responsible for the entire lists, start lists and results at the event, the processing and posting of start lists, and the processing of all results. He shall operate in the Trials office.

The UCI can give names/contacts for trials secretaries.

6.2.3. NATIONAL OR REGIONAL TRIALS COMMISSAIRES

The national and/or regional trials commissaires are appointed by the National Federation according to article 1.2.116 UCI Regulation. They shall assist the Commissaires' Panel assuring the observance of all rules governing any event according to article 7.1.058 at the UCI Trials rulebook.

All commissaires must have the following qualifications:

- They must be fluent in the English language or have English interpretation available
- They may not be either directors or officers of the UCI
- All commissaires must wear some form of distinctive clothing so that they may be easily identified by riders
- Each commissaire shall operate from a clearly defined position

Commissaires' material:

The organiser is obliged to provide the material for the commissaires' panel:

- Scorecard marker*: 5 units
- Countdown timer**: 5 units
- Maintenance section bag with small roll of tape and hammer: 5 units
- Radio: 5 units (optional)



*Example of scorecard marker: FISKARS decorative punch



**Example of countdown timer

7. EVENT SETUP

The LOC is responsible to prepare all related the event setup

The event can take place at outdoor or indoor places.

In order to be attractive, is highly recommended that all facilities be placed in a close area such as in city centres, in halls, in stadiums or in open country.

The Trials office, podium area, sound system and other equipment must be set up near the sections. The entire areas must be fenced off and shall be laid out in such way that spectators can easily follow the competition.

All related the event setup is described in the detailed guideline “*UCI Trials Event Setup and Section Building Guide*” available at [UCI website](#).

7.1. GENERAL SETUP

The placement of the different facilities will depend on the space available.

Sections can be set up separated or grouped taking in consideration the distance with the others facilities.

Consider the following measurements for a smooth event:

- Technical area: **10m x 20m**
- Section space: **10m x 10m min. or 15m x 15m max. Do not need to be proportional**
- Safety distance width between sections or between section and fences: **2,5m**
- Double perimeter width: **1 m**
- Distance between difference competition areas: **5m allowing a flow walk for the spectators**

8. INFRASTRUCTURE AND SERVICES

All infrastructure and services required indicated below are to be provided and paid for by the LOC. A detailed description of all types of facilities required for various purposes for the HC and C1 events are defined hereafter:

8.1. MAIN COMPETITION FACILITIES

- **TECHNICAL AREA**
 - Trials office
 - Screen area
 - Bulletin board
 - Commissaires' room
 - Riders area and Warm up section
 - OC warehouse
 - First Aid Post
 - Toilets service
- **COMPETITION AREA**
 - Sections

8.2. BASIC SERVICES

- First Aid Post
- Electric power
- Food and beverage service
- Communication system

8.3. GENERAL FACILITIES AND SERVICES

- Teams and Public car park
- Food and beverage service
- Public' toilets
- Litter bins

9. MAIN COMPETITION FACILITIES

9.1. TRIALS OFFICE

Trials office must be based using containers, tents or a lorry intended for this purpose. It must be situated within the proximity of the sections and beside the podium area.

During the competition this area is a virtual "finish line" for the trials competitions; the riders are considered to be in competition until they hand over their last scorecard to the trials secretary.

The Trials office is the place where the trials secretary manages all administrative management of the trials competitions such as riders' confirmation, number plate pick up and so on. The trials secretary works in the office to draw up start sheets, scorecards and final results.

General information, the programme of event and the results of the competition are also displayed on the bulletin boards. Any posted instructions in this office must be written in both English and the language of the host country.

The organiser will be responsible to handle the competition software, producing start lists, results etc.

Note that if the event hold a unique men category (20" + 26" together), then it will be necessary prepare two different result list taking in care the 20" results and the 26" results.

The result sheet must contain following information:

- Header
- Event information: venue / date
- Competition category
- Rider information: position / number / rider name / nation / YOB / UCI ID / score
- Footer

TROFEU INTERNACIONAL CIUTAT DE BARCELONA

TRIAL UCI HORS CLASS

BARCELONA (Barcelonès) - 29/05/2021 | Prova: 3/4
Club organitzador: FCC

ELIT MASCULÍ				Zona					Volta	Temps		N de						Total					
Pos	N	Participant		1	2	3	4	5	Total	V1 + V2	Sancions	10	20	30	40	50	60	70	80	90	100		
1	14	HERMANCE TEAM ALLCYCLES VAL D'EUROPE FRA	VINCENT 100 055 798 84 26	60	60	60	60	40	270	540	S 9:20 F 10:22 1:02	0 Altres 0 Temps	6	2	2	0	0	0	0	0	0	0	540
2	9	MONTALVO MILLA BTZENTRO ESP	ALEJANDRO 100 111 234 56 20	60	60	30	60	50	260	530	S 8:30 F 9:20 0:50	0 Altres 0 Temps	7	1	0	2	0	0	0	0	0	0	530
3	20	VALLÉE ESC MEAUX FRA	NICOLAS 100 085 524 60 26	60	60	60	60	40	270	520	S 8:31 F 9:22 0:51	0 Altres 0 Temps	8	2	1	0	1	0	0	0	0	0	520
4	15	CONEJOS VAZQUEZ CC TRIAL GUADALIX DE LA SIERRA ESP	BORJA 100 505 005 00 20	50	60	30	60	40	240	520	S 9:20 F 10:20 1:00	0 Altres 0 Temps	5	3	1	1	0	0	0	0	0	0	520
5	10	PALAU PINYANA UC VIC ESP	ELOI 100 086 417 80 20	30	60	60	60	30	240	490	S 10:11 F 11:15 1:04	0 Altres 0 Temps	7	0	0	2	0	1	0	0	0	0	490
6	16	SAENZ DE ORMIJANA LLANO CD C TRIALBIKILETA ESP	JULEN 100 112 424 82 26	60	60	60	50	30	260	480	S 10:11 F 11:15 1:04	0 Altres 0 Temps	5	3	0	1	0	0	0	1	0	0	480
7	17	GRILLON HORIZON MONTLUÇON FRA	LOUIS 100 089 218 88 20	60	40	60	60	10	230	470	S 10:10 F 11:15 1:05	0 Altres 0 Temps	5	2	1	0	1	1	0	0	0	0	470
8	28	OSWALD MSC MÜNSTERAL GER	DOMINIK 100 088 018 21 20	60	50	30	60	0	200	460	S 9:21 F 10:17 0:56	0 Altres 0 Temps	5	2	0	2	0	0	0	1	0	0	460
9	11	BARON RODRIGUEZ CC TRIAL GUADALIX DE LA SIERRA ESP	DANIEL 100 419 040 94 26	30	50	40	60	20	200	460	S 10:10 F 11:17 1:07	0 Altres 0 Temps	3	3	2	1	1	0	0	0	0	0	460
10	5	VAYREDA VENDRELL C.C. CLOT ESP	MARTÍ 100 519 898 59 26	60	60	60	30	0	210	440	S 9:21 F 10:15 0:54	0 Altres 0 Temps	6	0	0	2	1	0	1	0	0	0	440
11	1	LLONGUERAS CAMPAJÓ CC ESCOLA TRIAL ÔRRIUS ESP	SERGI 100 087 999 04 26	60	20	30	50	30	190	420	S 9:21 F 10:24 1:03	0 Altres 0 Temps	2	3	1	3	1	0	0	0	0	0	420
12	27	ROS CHARRAL NAVAR TRIAL ESP	BENITO 100 061 210 84 20	60	50	50	50	0	210	410	S 8:31 F 9:26 0:55	0 Altres 0 Temps	3	4	0	1	0	0	2	0	0	0	410
13	31	PECHHACKER VIRGOSYSTEM RACING AUT	THOMAS 100 079 804 48 20	40	50	30	60	30	210	410	S 9:21 F 10:20 0:59	0 Altres 0 Temps	1	3	2	4	0	0	0	0	0	0	410
14	2	LLADÓ COMAS CBCD TORREDEMBARRA ESP	DOMÈNEC 100 101 222 35 20	30	30	50	60	0	170	400	S 10:11 F 11:15 1:04	0 Altres 0 Temps	3	2	1	2	1	0	1	0	0	0	400
15	13	CARDONA BIKERS DU PIC FRA	NOAH 100 089 217 67 26	50	50	60	60	0	210	400	S 8:30 F 9:19 0:49	0 Altres 0 Temps	2	3	2	1	1	0	1	0	0	0	400
16	25	HLAVATY CYKLOKLUB RUDINA SVK	SAMUEL 100 089 224 74 20	30	30	20	60	0	140	350	S 10:10 F 11:17 1:07	0 Altres 0 Temps	3	0	1	3	2	0	1	0	0	0	350
17	12	GUILLÉN BALIL CC ST FELIU ESP	TONI 100 541 946 67 20	30	50	30	50	10	170	350	S 8:30 F 9:25 0:55	0 Altres 0 Temps	1	3	1	3	0	1	1	0	0	0	350
18	4	RIERA ROURA UC VIC ESP	MARTÍ 100 407 580 67 20	30	20	50	60	0	160	330	S 8:31 F 9:20 0:49	0 Altres 0 Temps	2	2	0	3	1	0	2	0	0	0	330
19	29	TARRÉS MARTRAT MARESM TROPICAL BIKE CLUB ESP	POL 100 078 986 29 26	40	30	30	0	20	120	330	S 8:31 F 9:26 0:55	0 Altres 0 Temps	1	2	1	3	2	0	1	0	0	0	330

25/04 Ripoll - 16/05 Torredembarra - 29/05 Trofeu Int. Ciutat de Barcelona - 06/06 St Antoni Vilamajor



The following equipment/material must be provided at the Trials Office:

- Electric power 220V-250V
- Power sockets x5: 1 unit
- Laptop: 1 unit
- High quality printer: 1 unit
- Replacement toner: 1 unit
- General office supplies: staplers, paper clips, pens, pencils, etc.
- Paper A4: 100 units
- Table (W 1,50 m x H 0,50 m): 2 units
- Chairs: 6 units
- Paper bin: 1 unit
- Heating system (when it foresees temperatures below 10º)
- Air conditioning system (when it foresees temperatures over 25º)
- Fast Wi-Fi connection must be available (optional)

Rider's material:

- Plate numbers: 60 units
- Colson (zip ties) to fix the plate number: 100 units
- Scorecards: 200 units

9.2. SCREEN AREA (RECOMMENDED)

The screen area is a place where the competition's score is displayed in live through LED screen. Is highly recommended locate this area with a good visibility for riders, teams and spectators. This area must be covered and fenced off to avoid any the access.

The following equipment must be provided:

- Electric power 220V-250V
- Power sockets x 2: 1 unit
- LED screen, minimum size 42": 1 unit
- Foot to fix the screen: 1 unit



9.3. PODIUM AREA

The podium area must be situated close to the Trials office and screen area. It should be accessible to riders and have to give good visibility to the spectators. This area is used for the riders starting and for the awards ceremony.

The awards podium (ideally in an elevated platform) must be stable, wind resistant and have to contain a backdrop (5 metres wide and 3 metres high) where the title of the competition and the logos sponsor(s) can be displayed. The numbers 2-1-3 (seen from the "front on" position) must be placed on the front side of the appropriate blocks.

The awards podium should preferably face the afternoon sun for optimal photography and television coverage.

A tent should be installed beside the podium area. A safety area of 3 metres between the podium and spectators must be provided for the photographers.



The following equipment must be provided:

- Electric power 220V-250V
- Power sockets x 5: 1
- Elevated platform size 6 m x 3 m: 1 (optional)
- Event's backdrop: 1

For the awards ceremony

- Podium blocks (1, 2, 3): 3
- Table (W 1,00 m x H 0,50 m): 1
- Event trophies*: 9 units
- Prize money (recommended): 9
- Bouquets of flowers (optional): 9

* Trophies' engraving:

- Title: **EVENT NAME**
- Category: **Men Elite 20" - Men Elite 26" - Women Elite**
- Place: **1st - 2nd - 3rd**
- Venue/date: **Venue name / DD-MM-YYYY**

9.4. SOUND SYSTEM

The sound system shall be of a professional quality and must be capable of projecting the announcer's voice to all sections. A person in charge must manage the sound system during all event days. Ensure that the sound system is of an adequate size and a good quality to entertain the spectators.

For security, sound system has to use a multidiffusion system, and not a frontal unidiffusion. It must be setup so that don not disturb the riders performance and the commissaires. **Is recommended set the speakers at 5 m high at least.**

9.5. COMPETITION AREA (SECTIONS)

The LOC is responsible to prepare all related the sections.

Sections can be placed individually or grouped taking in consideration the placement others facilities. Their placement will depend on the requirements of the space available. The sections shall be laid out in such a way that spectators can easily follow it without difficulty. A total of 5 have to be created.

All related the sections are described in the detailed guideline “*UCI Trials Event Setup and Section Building Guide*” is available at [UCI website](#):

Following points are described in the guide:

- General setup
- How carry out the inspection
- Section layouts
- Staff
- Types of sections
- Materials
- Tools
- Signage
- Decoration
- Recommendations
- Banned materials

9.5.1. SECTION LAYOUT

Sections have difficult stretches which group different obstacles. The sections are marked using plastic course tape.

Each section will include a maximum of 5 principal difficulties (obstacles). The main obstacle or the obstacles which are considered the most difficult have to be in the centre or at the end of the section. They should never be at the beginning.

In the following table are the general parameters regarding length and maximum drop-off height (regulated at the UCI Trials rulebook, articles 7.1.017 & 7.1025):

Category	Number of sections	Recommended length	Maximum drop-off height
Elite Men 26	5	60 metres	1,80 metres
Elite Men 20	5	60 metres	1,80 metres
Elite Women	5	60 metres	1,60 metres

9.6. COURSE MARKING TAPE

All sides of every section must be marked out by plastic course tape. The tape should be installed 20 to 30 cm above the ground. Plastic course tape can also be used inside the section to indicate different levels of difficulty or to close off some obstacles adding difficulty.

Note that the tape used to mark the section has to be a different colour to the tape used to mark out the neutral zone and the finish line.

Is recommended to use rolls 250m long, its handling is easier.

Material	Quantities (aprox.)	Size	Where to find
Plastic course tape (section)	3 rolls	250m long / 10cm wide	Partner
Plastic course tape (neutral zone)	1 roll	250m long / 10cm wide	Partner

9.7. ARROWS

The arrows are placed inside the section, to show the different categories the riders must go through. The arrows have to be fixed onto the stakes, never directly on the obstacle.


Arrows can indicate:

- Direction: one arrow indicating the rider’s sense
- Gates: two arrows (same colour and number) pointing at each other with a space between them indicating where the riders must go through

Directions and gates in the section must be numbered for easier understanding. Riders must follow the order of the gate numbers, going through gate n° 1 first, then gate n° 2 and so on.

Arrows must be as below features:

- Material: flexible waterproof polypropylene
- Printed: single sided
- Thickness: 800 microns (µm)
- Dimensions: W 12 x H 4 cm
- White circle: to write the number of direction or gate
- Black or white vertical line: to indicate the limit of the arrow
- Both models are allowed: white background or whole coloured
- Recommended quantity: 100 units per colour



white background

whole coloured

Pink	Yellow
Women Elite	Men Elite

9.8. START SIGNS

Each section shall have an entry and exit gate, marked by a start line and finish line. The start gate must be marked by the START sign. The starting gate shall also bear mention of the section number (START 1 for example). These signs have to display at right side and after the neutral zone.

10. BASIC SERVICES

The LOC must provide following services:

10.1. FIRST AID POST

There shall be a special area (ambulance/marquee/building) available during all competition day where injured riders can be treated. First aid shall be provided by an adequate number of medical trained personnel, for e.g. Red Cross. Besides, at least one doctor (licensed physicians) shall be present and available at the venue, as well as one ambulance.

10.2. POWER SUPPLY

Sufficient electric power, 220V 50-60Hz (through one or different source for all facilities), including emergency backup sources, to ensure the full and effective operation.

10.3. FOOD AND BEVERAGE SERVICE

Food and beverage for all personnel at the event during practice and competitions this includes:

- UCI official and commissaires
- LOC personnel
- Volunteers

10.4. COMMUNICATION SYSTEM

A communication system (radios) of professional quality and with a dedicated channel. The total of radios necessary is 9 and their distribution is as shown below:

- UCI PCP: 1
- Secretary: 1
- Sections' commissaires: 5
- Medics: 1
- Section builder and assistants: 1

11. SPECTATORS FACILITIES AND SERVICES

11.1. CAR PARK

Car park for a number of cars corresponding with the anticipated size of the event must be available in the vicinity of the competition. On competition day car park areas shall be adequately staffed to assure the orderly flow of traffic and the systematic car's park

This area must be well indicated.

11.2. FOOD AND BEVERAGE SERVICE

Drink and food service, such bars with capacities appropriate for 500 spectators.

11.3. PUBLIC' TOILETS

There shall be toilet facilities at the venue of a capacity to cope with a minimum of 500 persons on one day.

11.4. LITTER BINS

Sufficient litter bins must be placed around the site.

12. SIGNPOSTING

12.1. INFORMATION SIGNS


It's important to have a sufficient number of signs, to inform riders, media and spectators on the location of different facilities.

- Event place
- Trials office
- Riders' area and warm up
- Car park
- ...

13. RIDERS' COMPETITION MATERIAL

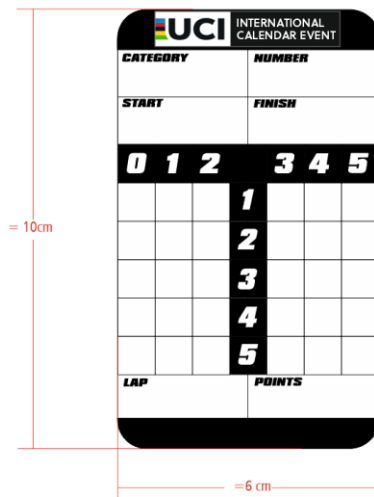
13.1. NUMBER PLATES

Number plate will be provided by the organiser (50 units). Riders may not cut or mutilate their number plate or put any other markings or stickers on the number plate. Number plates shall be placed as to be visible from the front. Organizer must provide colsons (zip ties), 2 for each rider (100 units approx.).

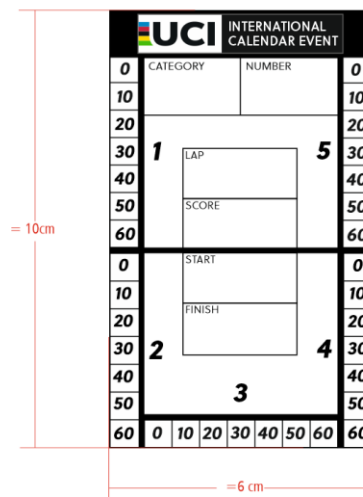


13.2. SCORECARD

The organiser has to provide sufficient number of scorecards for the event (200 approx.). The scorecard should be produced in a water resistant material. Below an example of a layout for the scorecard.



Old format scorecard



New format scorecard

SPORTING ASPECTS

14. CATEGORIES

14.1. DISCIPLINES

The disciplines and their relative categories are indicated in the table hereafter:

Category	Categories	Age	Course
Men Elite 20"	Combined Men Elite, Juniors and 2 nd year of Cadets	16 years and up	Yellow
Men Elite 26"	Combined Men Elite, Juniors and 2 nd year of Cadets	16 years and up	Yellow
Women Elite	Women Elite	15 years and up	Pink

Categories depend on age. The age class a rider is eligible to ride is determined by his/her age, which shall be calculated by deducting the year of birth from the current year.

15. REGISTRATIONS AND RIDERS CONFIRMATION

15.1. ENTRIES

Riders wishing to compete in the HC and C1 events may register directly to the organiser, respecting the opening and closing dates. All competition entry dates must be adhered to. Registrations on site are not allowed.

UCI strongly recommend set the registration deadline 10 days before the event.

15.2. RIDERS CONFIRMATION

The organiser is responsible for organising the complete riders' registration process, number plates and all info packages for each rider containing up-to-date information on the event. The Trials office must be open the same day of the competition.

16. COMPETITION FORMAT

16.1. C1 EVENTS FORMAT

International events Class 1 (C1) shall be run in one day with a single round of 5 sections and 2 laps.

16.2. HC EVENTS FORMAT

International events Hors Class (HC) shall be run in one or two days. One qualification round of 5 sections and 2 laps and one final round of 5 sections and 1 lap will be run.

At the final run, the six by six system can be apply bearing in mind following situations:

- If the category has less than 4 riders there will be no Finals.
- If the category has between 5 and 6 riders, the best 3 riders in the qualification round will be eligible to compete in the Final.
- If the category has between 7 and 8 riders, the best 4 riders in the qualification round will be eligible to compete in the Final.
- If the category has more than 9 riders, the best 6 riders in the qualification round will be eligible to compete in the Final.

17. UCI POINTS

The following points will be awarded in the following classes:

- Men Elite 20"
- Men Elite 26"
- Women Elite

Rank	UCI WORLD CHAMPIONSHIPS (CM)		UCI WORLD CUP (CDM) All classes	CONTINENTAL CHAMPIONSHIPS (CC)		NATIONAL CHAMPIONSHIPS (CN)		INTERNATIONAL EVENTS	
	Men / Women elite	Men juniors		Men / Women elite	Men juniors	Men / Women elite	Men juniors	HORS CLASS (HC)	CLASS 1 (C1)
								Men / Women elite	Men / Women elite
1	300	125	200	100	70	50	25	50	40
2	250	110	160	90	60	40	20	40	30
3	200	105	140	80	50	35	18	35	25
4	180	100	125	70	45	30	16	30	20
5	160	95	110	65	40	28	14	28	19
6	140	90	100	60	38	26	12	26	18
7	130	85	95	58	36	24	10	24	17
8	120	80	90	56	34	22	9	22	16
9	110	75	85	54	32	20	8	20	15
10	100	70	80	52	30	19	6	19	14
11	98	65	75	50	29	18	5	18	13
12	96	64	70	49	28	17	4	17	12
13	94	63	65	48	27	16	3	16	11
14	92	62	64	47	26	15	2	15	10
15	90	61	63	46	25	14	1	14	9
16	88	60	62	45	24	13		13	8
17	86	59	61	44	23	12		12	7
18	84	58	60	43	22	11		11	6
19	83	57	59	42	21	10		10	5
20	82	56	58	41	20	9		9	4
21	81	55	57	40	19	8		8	3
22	80	54	56	39	18	7		7	2
23	79	53	55	38	17	6		6	1
24	78	52	54	37	16	5		5	
25	77	51	53	36	15	4		4	
26	76	50	52	35	14	3		3	
27	75	49	51	34	13	2		2	
28	74	48	50	33	12	1		1	
29	73	47	49	32	11				
30	72	46	48	31	10				
31	71	45	47	30	9				
32	70	44	46						
33	69	43	45						
34	68	42	44						
35	67	41	43						
36	66	40	42						
37	65	39	41						
38	64	38	40						
39	63	37	39						
40	62	36	38						
41	61	35	37						
42	60	34	36						
43	59	33	35						
44	58	32	34						
45	57	31	33						
46	56	30	32						
47	55	29	31						
48	54	28	30						
49	53	27	29						
50	52	26	28						