

CREATE YOUR OWN INSECT

STEP-BY-STEP

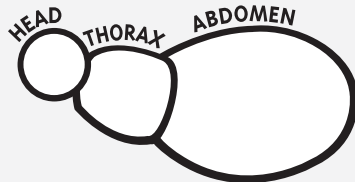
Step 1:

Draw a circle for a head.



Step 2:

Add two more body regions; a thorax and an abdomen.



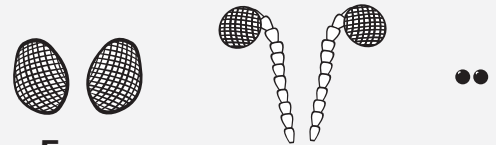
Step 3:

Add your choice of mouthparts to the head.



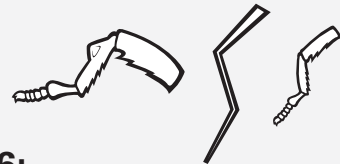
Step 4:

Add your choice of a pair of eyes to the head.



Step 5:

Add your choice of six legs to the thorax.



Step 6:

Add two antennae of the same kind to the head.



Step 7:

Add two or four wings to the thorax.



Draw a picture of your insect here: