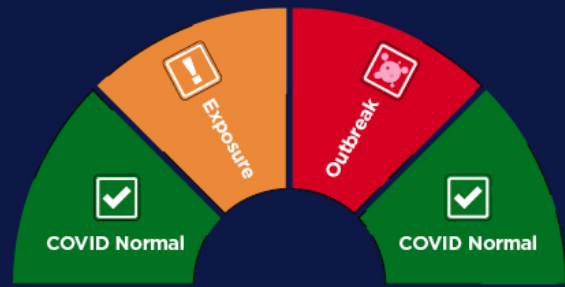


COVID Safe Plan






BUPA'S CARE HOME OPEN/CLOSED STATUS and VISITATION DETAILS

Visitors please note: Each Australian Bupa care home is listed on pages 4-5, showing what phase they are currently operating in. This was updated on **5th March 2025**.

- Refer to the visiting limitations and requirements for each phase on pages 2-3.
- Due to the changing nature of the COVID-19 situation, we recommend you contact the individual care home to verify visitor access and requirements prior to visiting.

WHAT ARE THE THREE OPERATING PHASES?

Bupa's COVID Safe Plan outlines how we'll operate during a COVID-19 outbreak and also during non-outbreak conditions throughout our care homes across Australia, to ensure that we operate in a COVID-safe environment and protect the health and safety of our residents, staff and care home visitors. The COVID Safe Plan has three phases of operation that a care home may experience and operate within.

PHASE	DESCRIPTION
 <p>COVID Normal</p>	<p>COVID Normal applies whenever a care home is not in Exposure or Outbreak. This phase guides a care home's daily operations and supports prevention of COVID-19.</p>
 <p>Exposure</p>	<p>Exposure A care home moves into Exposure phase when there is any COVID-19 positive case that is not considered an outbreak. For example, when one resident test positive to COVID-19.</p> <p>In this phase, the affected resident is isolated in their room and Outbreak requirements apply to that resident, all team members coming into contact with that resident, and that resident's visitors. Any affected team members are furloughed and isolate at their own home.</p>
 <p>Outbreak</p>	<p>Outbreak A care home is declared in Outbreak when two or more residents test positive to COVID-19 within 72hr of each other.</p> <p>At this time an entire care home may be in Outbreak, or just part of the home may be in Outbreak, for example: one community or wing within the home.</p>

VISITING DURING COVID NORMAL



COVID Normal

BUPA AGED CARE HOME VISITOR ENTRY REQUIREMENTS

Visitors are welcome at any time, unless restricted by the local Public Health Unit or State directions.

Note that to ensure resident and employee safety, care homes have discretion to limit visitors during extenuating circumstances based on a risk assessment. This may include the need to restrict visits to business hours.

Anyone entering a care home must comply with the requirements set out below:

- Sanitise your hands on entry to and exit from the care home.
- Sign in when entering the home using Sine system or sign the health declaration form.
- Maintain 1.5m physical distance when not providing direct care, physical or emotional support.
- You must not entry if you are unwell, including with a fever or symptoms of acute respiratory illness (such as a cough, sore throat, runny nose, shortness of breath).
- Anyone entering a care home must comply with the standard guidelines, [Sector Code for Visiting in Aged Care Homes - COTA Australia](#)
- “The advice strongly recommends all visitors to a residential aged care home be vaccinated up-to-date against influenza and COVID-19.”

RAT TESTING AND MASKS DURING EXPOSURE AND OUTBREAK

Adults

- Rapid Antigen Test (RAT) on entry.
- You don't need to undertake a RAT if you have been diagnosed with COVID-19 in the last 4 weeks, have completed isolation, and are currently asymptomatic.
- Wear a Face mask as indicated by the outbreak management team

Children

- We strongly advise older children undertake a RAT test at their own home prior to attending the care home.
- For all children, where testing may cause distress or is refused, we encourage the child to Wear a mask if able. If not, we encourage the resident they're visiting to wear a mask, and for the child to minimise movements within the home.

Volunteers

- Volunteers can be nominated as essential visitor

VISITORS DURING OUTBREAK



Outbreak

BUPA AGED CARE HOME 'OUTBREAK' VISITOR ENTRY REQUIREMENTS

Where an entire Bupa care home, or care home community/wing, is in Outbreak phase, the home or the community/wing is temporarily closed to visitors. While closed, identified Essential Visitors may still visit their loved one once a day in collaboration with the care home Management team.

**'OUTBREAK'
IS WHEN TWO
OR MORE RESIDENTS
TEST POSITIVE TO
COVID-19 WITHIN
72HRS OF EACH
OTHER**

The Council of The Aging (COTA) Code defines essential visitors as either:

Partners-in-Care:

- Provide a role in the daily care of a resident such as helping with meals, and emotional support. These visitors are particularly important for residents with dementia and those diagnosed with a mental health issue who are at risk of psychological impacts associated with visitor restrictions, including loneliness, anxiety, boredom, fear, and depression.

or

Named Visitors:

- If a resident does not have a Partner-in-Care, they may nominate one person to be a Named Visitor to help fulfil the role in the daily care of a resident such as helping with meals, and emotional support. A Named Visitor may include a volunteer. It is also advisable to nominate a backup Named Visitor.

CONDITIONS APPLY FOR ESSENTIAL VISITORS DURING OUTBREAK

Prior to entry each Essential Visitor must:

- Register as the resident's essential visitor with the care home
- Book your visit in advance, by calling the home between 9am and 5pm Monday-Friday
- Complete all entry screening protocols, including returning a negative Rapid Antigen Test result
- Correctly wear all required Personal Protective Equipment (mask, face shield, gown etc) as requested while in the home.
- Only visit in your loved one's room or in an outside area of the home.
- Where possible, time your visit between 9am-5pm.
- Communicate with care home team where you may need to access services outside of the resident's room e.g. coffee or tea making facilities, toilet, to ensure staff support with correct safety measures.

We strongly recommend that you are up to date with vaccinations.

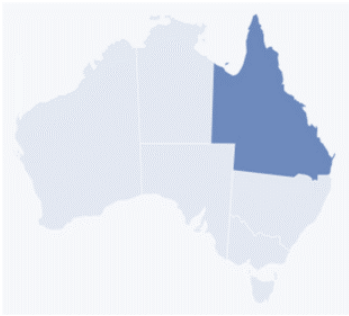
It's important to note:

- Some jurisdictions require Public Health Unit approval for visitors entering a closed care home. Please contact your care home General Manager to confirm visitor requirements that apply to your loved one's care home.
- Essential visitors may not enter the care home if they have COVID-19, are a close contact, are symptomatic, or awaiting the result of a COVID-19 test. The only exemption is for end-of-life visits – this must be discussed with the GM, and the essential visitor must test negative via a RAT prior to entry, and wear a N95/P2 mask while in the home.

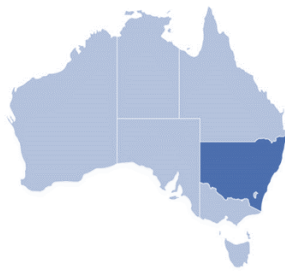
We encourage to complete the infection prevention and control online learning modules developed by the Aged Care Quality and Safety Commission

BUPA AUSTRALIA AGED CARE HOMES

QUEENSLAND



NSW




VICTORIA



SOUTH AUSTRALIA



Home	Status	Home	Status	Home	Status	Home	Status
Cairns	 COVID Normal	Armidale	 COVID Normal	Ballarat	 COVID Normal	Campbelltown	 COVID Normal
Glenvale	 COVID Normal	Ashbury	 COVID Normal	Barrabool	 COVID Normal	Enfield	 COVID Normal
Merrimac	 COVID Normal	Ashfield	 COVID Normal	Bellarine Lakes	 COVID Normal	Morphettville	 COVID Normal
Mt Sheridan	 COVID Normal	Ballina	 COVID Normal	Bendigo	 COVID Normal	Woodville	 COVID Normal
New Farm	 COVID Normal	Bankstown	 COVID Normal	Berwick	 COVID Normal		
Rangeville	 COVID Normal	Banora Point	 COVID Normal	Bonbeach	 COVID Normal		
Runaway Bay	 Outbreak	Bateau Bay	 COVID Normal	Caulfield	 COVID Normal		
Tugun	 COVID Normal	Baulkham Hills	 COVID Normal	Clayton	 COVID Normal		
		Bexley	 COVID Normal	Coburg	 COVID Normal		
		Clemtown Park	 COVID Normal	Croydon	 COVID Normal		
		Dural	 COVID Normal	Eastwood	 COVID Normal		

NSW		VICTORIA	
			
Greenacre	 COVID Normal	Echuca	 COVID Normal
Kempsey	 COVID Normal	Greensborough	 COVID Normal
Maroubra	 COVID Normal	Kyneton	 COVID Normal
Mosman	 COVID Normal	Mildura	 Outbreak
North Rocks	 COVID Normal	South Morang	 COVID Normal
Pottsville	 COVID Normal	Templestowe	 Outbreak
Queens Park	 COVID Normal	Traralgon	 COVID Normal
Seaforth	 COVID Normal	Windsor	 COVID Normal
St Ives	 COVID Normal	Wodonga	 Exposure
Sutherland	 Exposure	Woodend	 COVID Normal
Tamworth	 COVID Normal		
Waratah	 COVID Normal		
Willoughby	 COVID Normal		