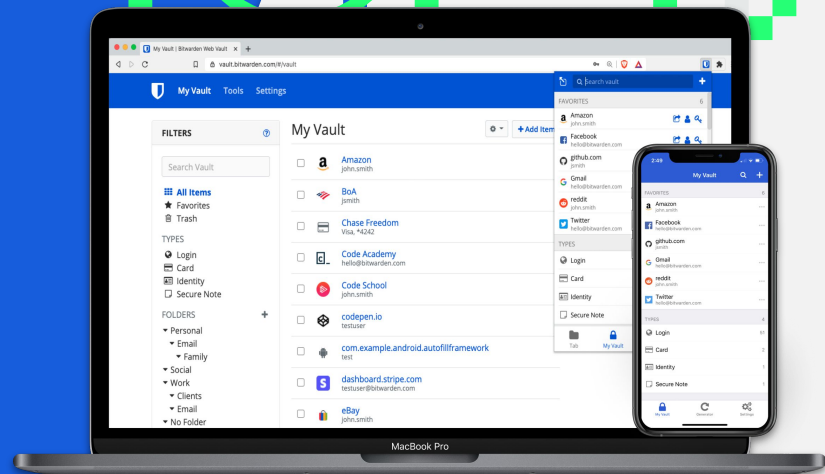




Two-Step Login

Bitwarden Essential Series



Two-Step Login Approaches

Bitwarden Master Password


Two-Step login requirement



Choice for website logins using Bitwarden

Separate Authentication

Integrated Authentication



The screenshot shows the Bitwarden web interface for configuring two-step login. A green arrow points to the 'Settings' link in the top navigation bar. Another green arrow points to the 'Two-step Login' item in the left sidebar. A third green arrow points to the 'Providers' list on the right. The page includes a warning about account security, a recovery code link, and a list of authentication providers with 'Manage' buttons for each.

Two-step Login | Bitwarden Web

vault.bitwarden.com/#/settings/two-factor

Settings

SETTINGS

- My Account
- Options
- Organizations
- Go Premium
- Billing
- Two-step Login**
- Domain Rules

Two-step Login

Secure your account by requiring an additional step when logging in.

WARNING

Enabling two-step login can permanently lock you out of your Bitwarden account. A recovery code allows you to access your account in the event that you can no longer use your normal two-step login provider (ex. you lose your device). Bitwarden support will not be able to assist you if you lose access to your account. We recommend you write down or print the recovery code and keep it in a safe place.

[View Recovery Code](#)

Providers

	Authenticator App Use an authenticator app (such as Authy or Google Authenticator) to generate time-based verification codes.	Manage
	YubiKey OTP Security Key Premium Use a YubiKey to access your account. Works with YubiKey 4 series, 5 series, and NEO devices.	Manage
	Duo Premium Verify with Duo Security using the Duo Mobile app, SMS, phone call, or U2F security key.	Manage
	FIDO U2F Security Key Premium Use any FIDO U2F enabled security key to access your account.	Manage
	Email Verification codes will be emailed to you.	Manage

© 2020, Bitwarden Inc. Version 2.15.1

Two-step Login | Bitwarden Web x +

vault.bitwarden.com/#/settings/two-factor

My Vault Tools Settings


SETTINGS

- My Account
- Options
- Organizations
- Go Premium
- Billing
- Domain Rules


TWO-STEP LOGIN Authenticator App

Follow these steps to set up two-step login with an authenticator app:

- 1. Download a two-step authenticator app**
 - iOS devices: [Authy](#)
 - Android devices: [Authy](#)
 - Windows devices: [Microsoft Authenticator](#)

These apps are recommended, however, other authenticator apps will also work.
- 2. Scan this QR code with your authenticator app**

MFTDNMQJJKFSPSOA6RCUVUNLVYBT00FW
- 3. Enter the resulting 6 digit verification code from the app**

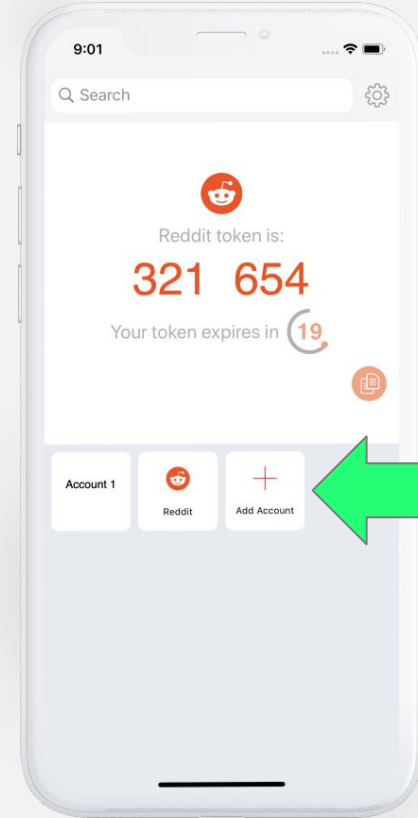
Enable **Close**

 Email
Verification codes will be emailed to you.

© 2020, Bitwarden Inc. Version 2.15.1

Two-Step Login: Set Up

- Open Authy App
- +Add Account



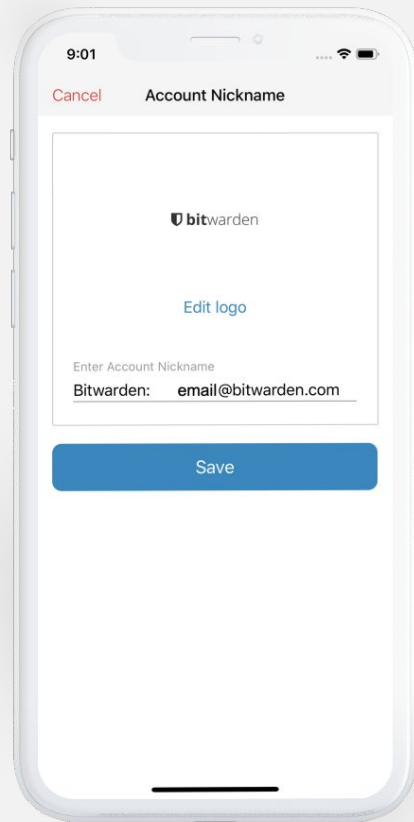
Two-Step Login: Set Up

- Scan QR Code
or
- Enter key manually



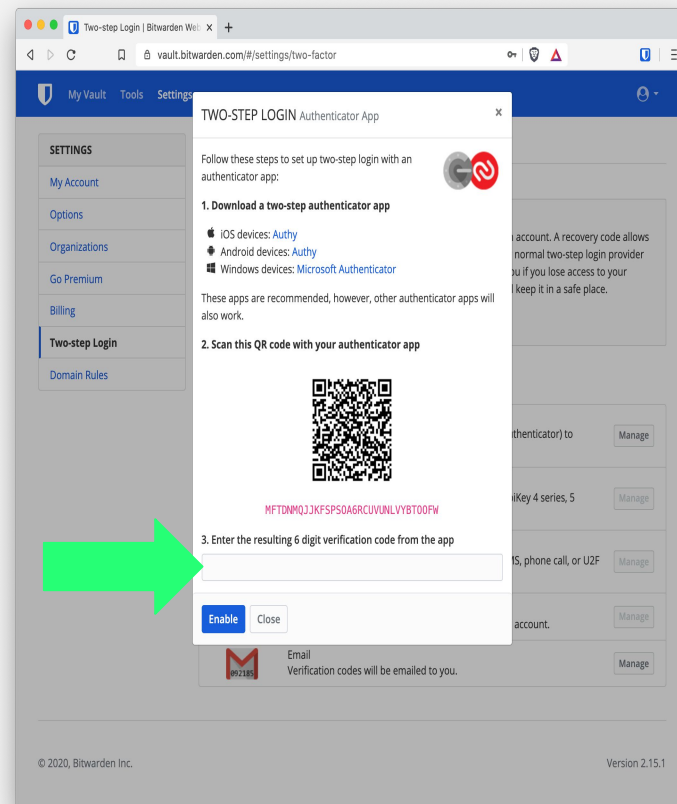
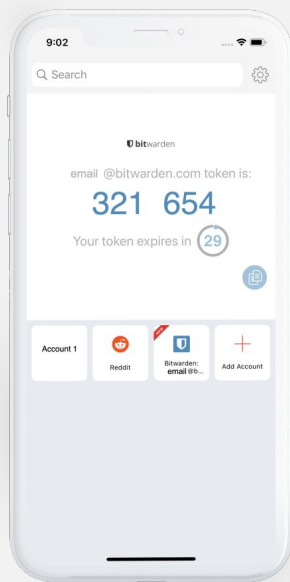
Two-Step Login: Set Up

- Enter account nickname
- Save



Two-Step Login: Set Up

- Enter code into Bitwarden



Two-step Login | Bitwarden Web

vault.bitwarden.com/#/settings/two-factor

My VaultToolsSettings

SETTINGS

[My Account](#)

[Options](#)

[Organizations](#)

[Go Premium](#)

[Billing](#)

Two-step Login

[Domain Rules](#)


Two-step Login

Secure your account by requiring an additional step when logging in.


WARNING

Enabling two-step login can permanently lock you out of your Bitwarden account. A recovery code allows you to access your account in the event that you can no longer use your normal two-step login provider (ex. you lose your device). Bitwarden support will not be able to assist you if you lose access to your account. We recommend you write down or print the recovery code and keep it in a safe place.

View Recovery Code




Authenticator App ✓
Use an authenticator app (such as Authy or Google Authenticator) to generate time-based verification codes.




Duo **Premium**
Verify with Duo Security using the Duo Mobile app, SMS, phone call, or U2F security key.

Manage



FIDO U2F Security Key **Premium**
Use any FIDO U2F enabled security key to access your account.

Manage




Email
Verification codes will be emailed to you.

Manage

© 2020, Bitwarden Inc.

Version 2.15.1



Two-step Login | Bitwarden Web x +

vault.bitwarden.com/#/settings/two-factor

My Vault Tools Settings

SETTINGS

- My Account
- Options
- Organizations

Two-step Login






Secure your account by requiring an additional step when logging in.

WARNING

Enabling two-step login can permanently lock you out of your Bitwarden account. A recovery code allows you to access your account in the event that you can no longer use your normal two-step login provider (ex. you lose your device). Bitwarden support will not be able to assist you if you lose access to your account. We recommend you write down or print the recovery code and keep it in a safe place.

[View Recovery Code](#)

Providers

	Authenticator App ✓ Use an authenticator app (such as Authy or Google Authenticator) to generate time-based verification codes.	Manage
	YubiKey OTP Security Key Premium Use a YubiKey to access your account. Works with YubiKey 4 series, 5 series, and NEO devices.	Manage
	Duo Premium Verify with Duo Security using the Duo Mobile app, SMS, phone call, or U2F security key.	Manage
	FIDO U2F Security Key Premium Use any FIDO U2F enabled security key to access your account.	Manage
	Email Verification codes will be emailed to you.	Manage

© 2020, Bitwarden Inc. Version 2.15.1

Visit [Bitwarden.com/help](https://bitwarden.com/help)
for more information

