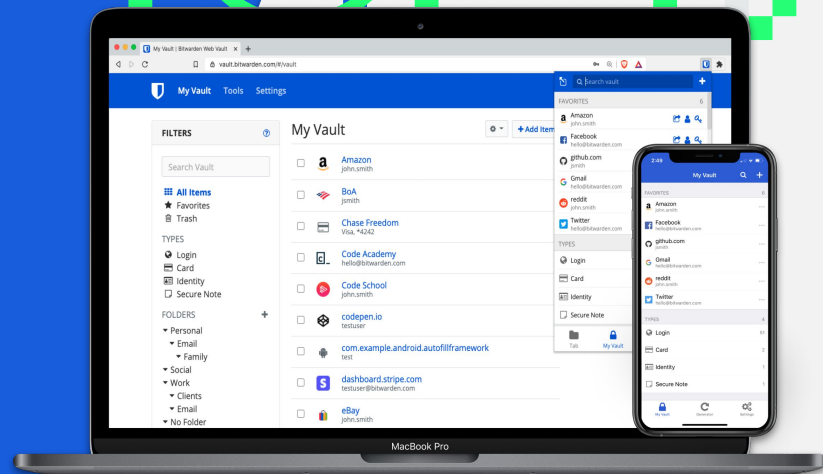




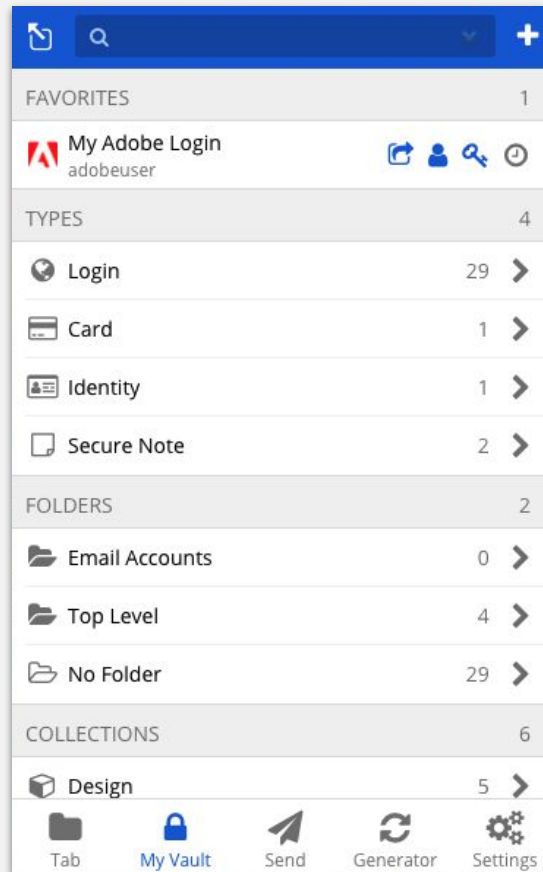
# Bitwarden Browser Extension

Bitwarden Essential Series



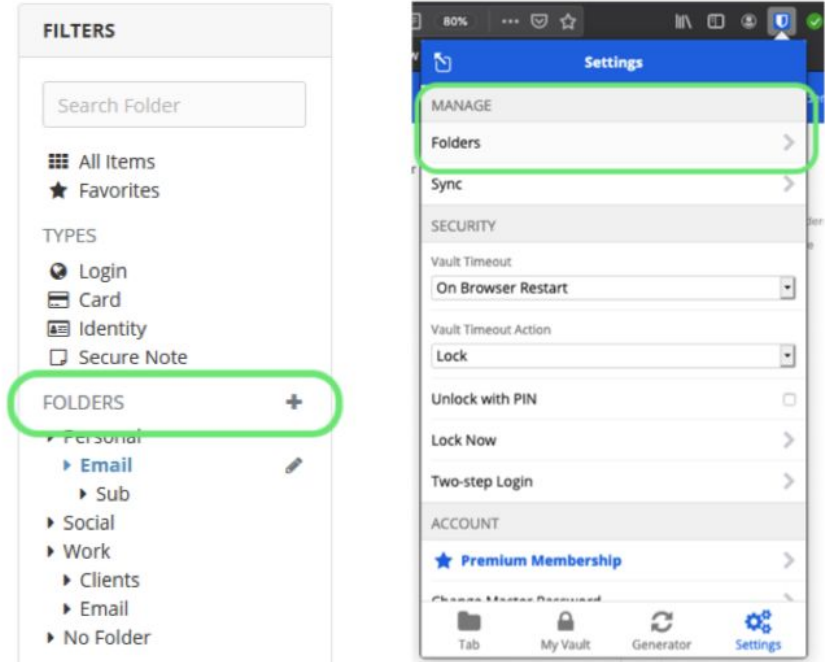
# Browser Extension

- Access items by type:
  - Login
  - Card
  - Identity
  - Secure Note
- Folders for your Personal Vault
- Assigned Collections for Organization Vault
  - Admins/Owners can access other collections via the Web Vault.
- Trash (items stay for 30 days)



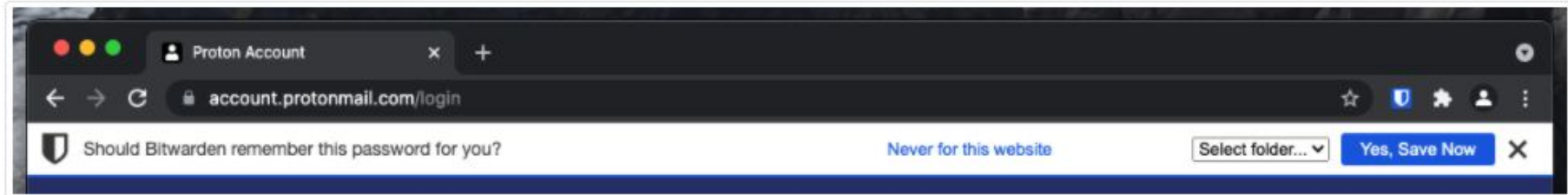
# Folders

- Folders can help organize your Personal Vault by gathering together
- Using Folders is a great way to make all Vault items easy to find
- Folders can be created, renamed, and deleted from any Bitwarden client app
- To view more information:  
<https://bitwarden.com/help/article/folders/>



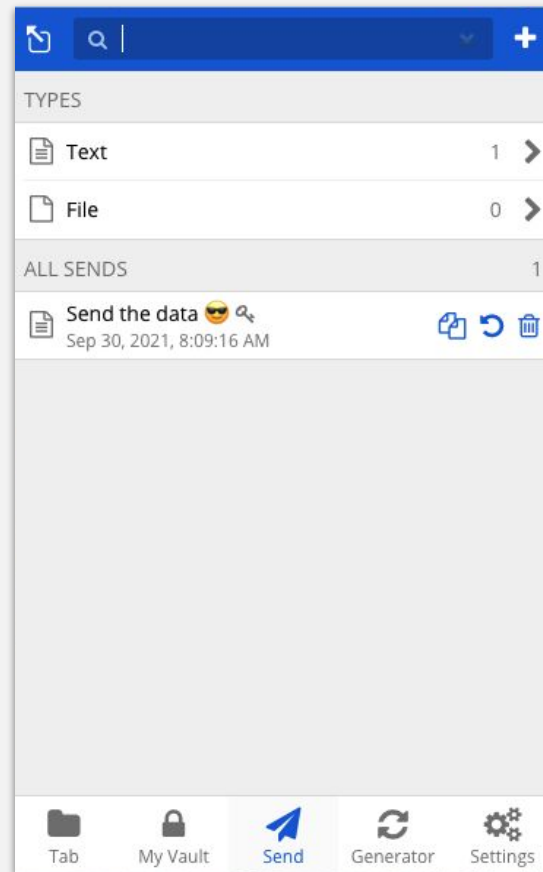
# Select Folder from Save Bar

- When saving a new item:
  - Select > **Yes, Save Now**
  - Select > **Select Folder** dropdown
  - Choose Folder > Save to Folder



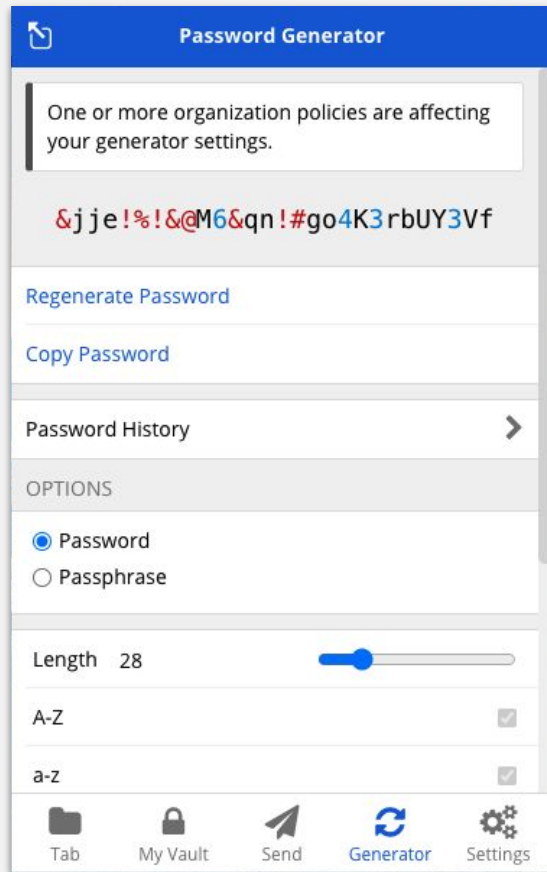
# Bitwarden Send

- Bitwarden Send allows you to upload and share encrypted text or files securely.



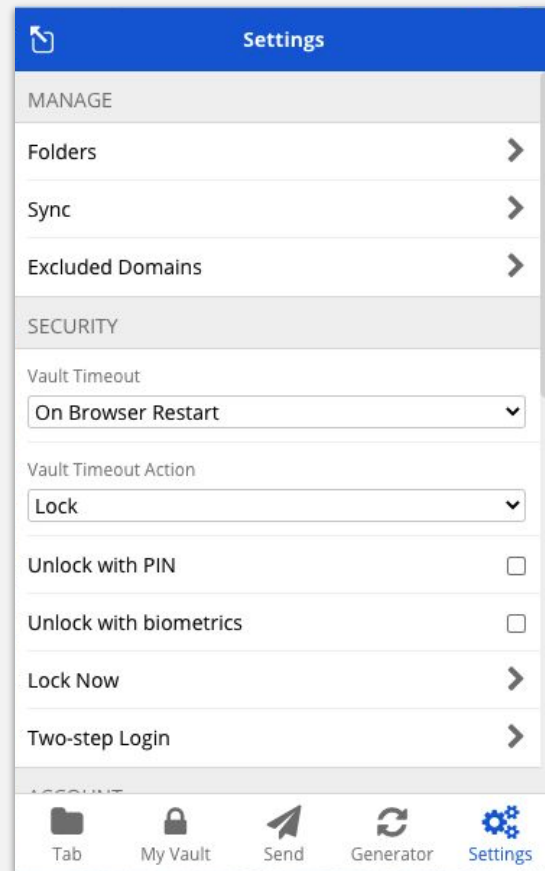
# Password Generator

- Bitwarden can generate passwords for you that are:
  - Long
  - Complex
  - Random
  - Unique per login



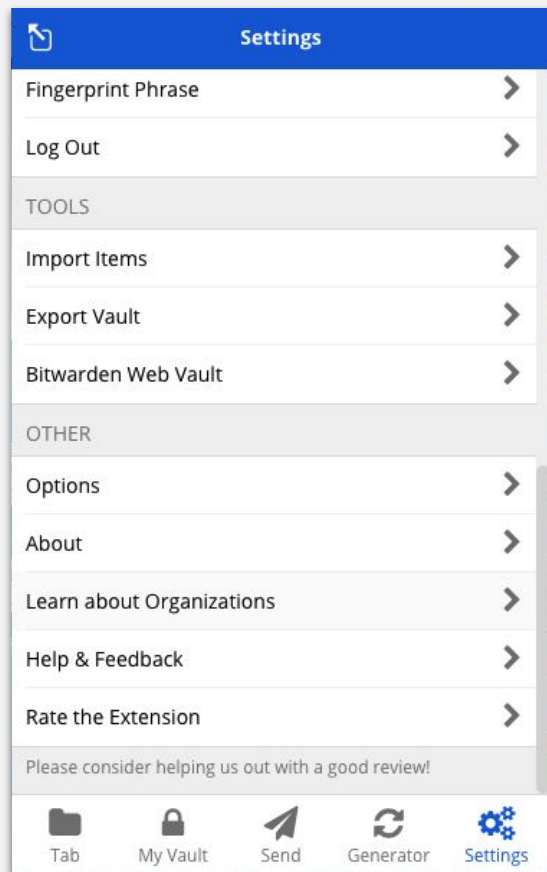
# Vault Settings

- Manage your Folders and Sync
- Additional Security Features:
  - Vault Timeout
    - Lock
    - Log Out
  - Vault Timeout Action
    - Lock
    - Log Out



# Settings

Scroll down to Options





# Options

- General
  - Default URI Match Detection
  - Fine tuning can assist with autofill
  - Clear Clipboard
  - Additional security options

The screenshot shows the 'Options' screen in the Bitwarden application, specifically the 'GENERAL' section. At the top, there is a blue header bar with a back arrow and the word 'Options'. Below the header, the 'GENERAL' section is expanded, indicated by an upward arrow. The first option is 'Default URI Match Detection', which is set to 'Exact'. A descriptive text below it states: 'Choose the default way that URI match detection is handled for logins when performing actions such as auto-fill.' The second option is 'Clear Clipboard', set to 'Never'. A descriptive text below it states: 'Automatically clear copied values from your clipboard.' The third option is 'Disable Automatic TOTP Copy', which is unchecked. A descriptive text below it states: 'If your login has an authenticator key attached to it, the TOTP verification code is automatically copied to your clipboard whenever you auto-fill the login.' The fourth option is 'Disable Add Login Notification', which is unchecked. A descriptive text below it states: 'The "Add Login Notification" automatically prompts you to save new logins to your vault whenever you log into them for the first time.' The fifth option is 'Disable Changed Password Notification', which is unchecked. A descriptive text below it states: 'The "Changed Password Notification" automatically prompts you to update a login's password in your vault whenever it'.

Options

GENERAL ^

Default URI Match Detection

Exact

Choose the default way that URI match detection is handled for logins when performing actions such as auto-fill.

Clear Clipboard

Never

Automatically clear copied values from your clipboard.

Disable Automatic TOTP Copy

If your login has an authenticator key attached to it, the TOTP verification code is automatically copied to your clipboard whenever you auto-fill the login.

Disable Add Login Notification

The "Add Login Notification" automatically prompts you to save new logins to your vault whenever you log into them for the first time.

Disable Changed Password Notification

The "Changed Password Notification" automatically prompts you to update a login's password in your vault whenever it

# Options

## Display and themes

← BackOptions

DISPLAY ^

Don't Show Cards on Tab Page

☐

Card items from your vault are listed on the 'Current Tab' page for easy auto-fill access.

Don't Show Identities on Tab Page

☐

Identity items from your vault are listed on the 'Current Tab' page for easy auto-fill access.

Disable Website Icons

☐

Website Icons provide a recognizable image next to each login item in your vault.

Disable Badge Counter

☐

Badge counter indicates how many logins you have for the current page in your vault.

Theme

Light

Change the application's color theme.

AUTOFILL ^

# Options

## Additional autofill options

< BackOptions

GENERAL ▾

DISPLAY ▾

AUTOFILL ▲

Enable Auto-fill on Page Load ☒

If a login form is detected, automatically perform an auto-fill when the web page loads. **WARNING:** This is currently an experimental feature. Use at your own risk.

Default autofill setting for login items

Auto-fill on page load ▾

After enabling Auto-fill on Page Load, you can enable or disable the feature for individual login items. This is the default setting for login items that are not separately configured.

Visit [Bitwarden.com/help](https://bitwarden.com/help)  
for more information

