

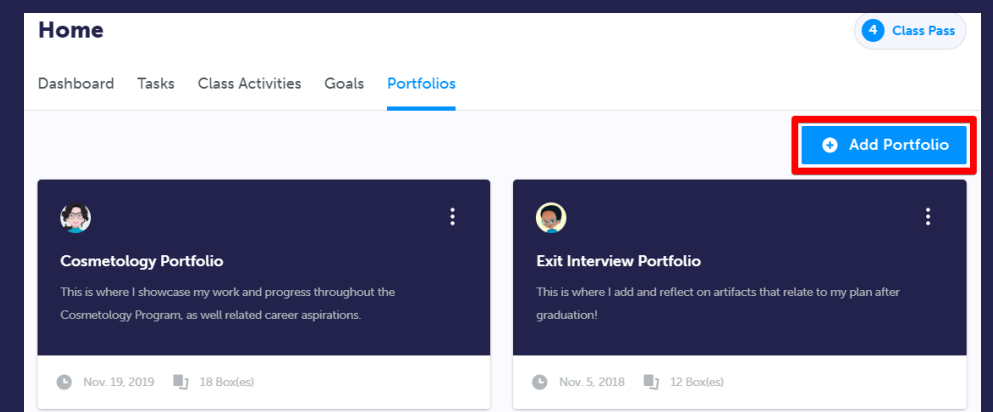


How To Create A Portfolio

Create

Create a new portfolio. Make sure to give it a clear name and a description.

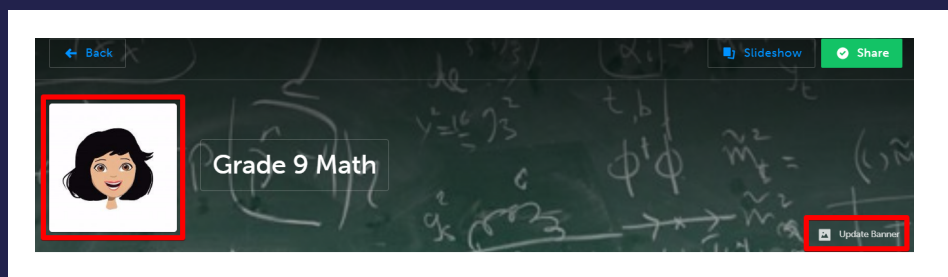
STEP
01



Personalize

Add an avatar and banner image to make your portfolio your own!

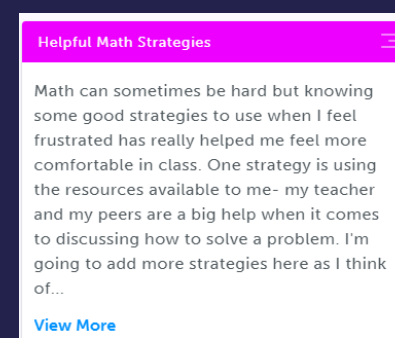
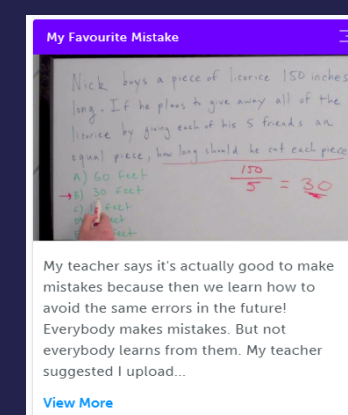
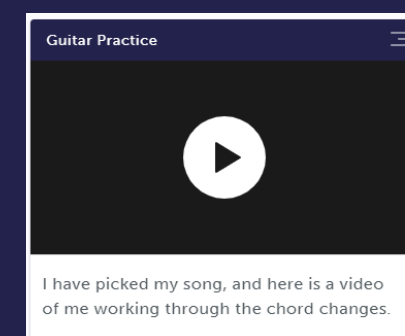
STEP
02



Capture

Add examples of your school work to show your learning (ex. a video of you solving a math problem, an audio recording of you practicing a monologue, etc.)

+ Add Box

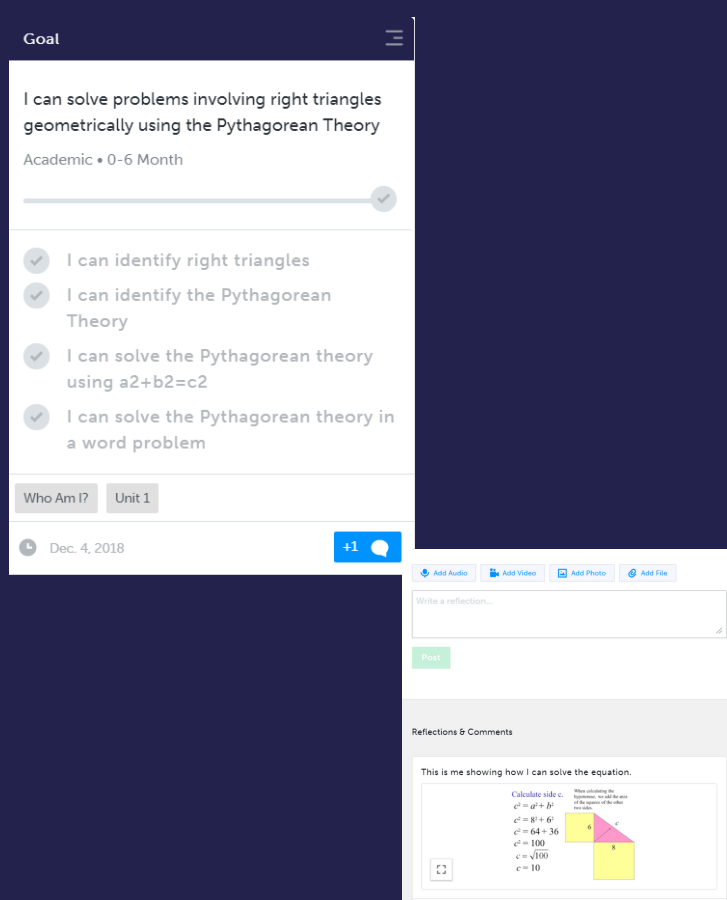


STEP
03

Reflect

Add a reflection to expand on and think critically about your learning.

STEP
04



How to Reflect

Ask yourself the following questions when reflecting on your learning.

- What was the most important thing I learned from doing this activity/project? Why did I choose this as my most important takeaway?
- What was the most challenging part of this activity/project? Why do I think this was?
- If I were to do this activity/project again, what would I do differently?
- What competencies did I use/develop while completing this activity/project? (Communication, critical thinking, etc.)
- Did I meet my goals for this activity/project or did my goals change throughout?
- What am I most proud of after having completed the activity/project?
- How can I use the skills/knowledge/competencies I've learned in the future?

Looking for a more detailed lesson? Check out our [subject-specific portfolio lesson plan](#)