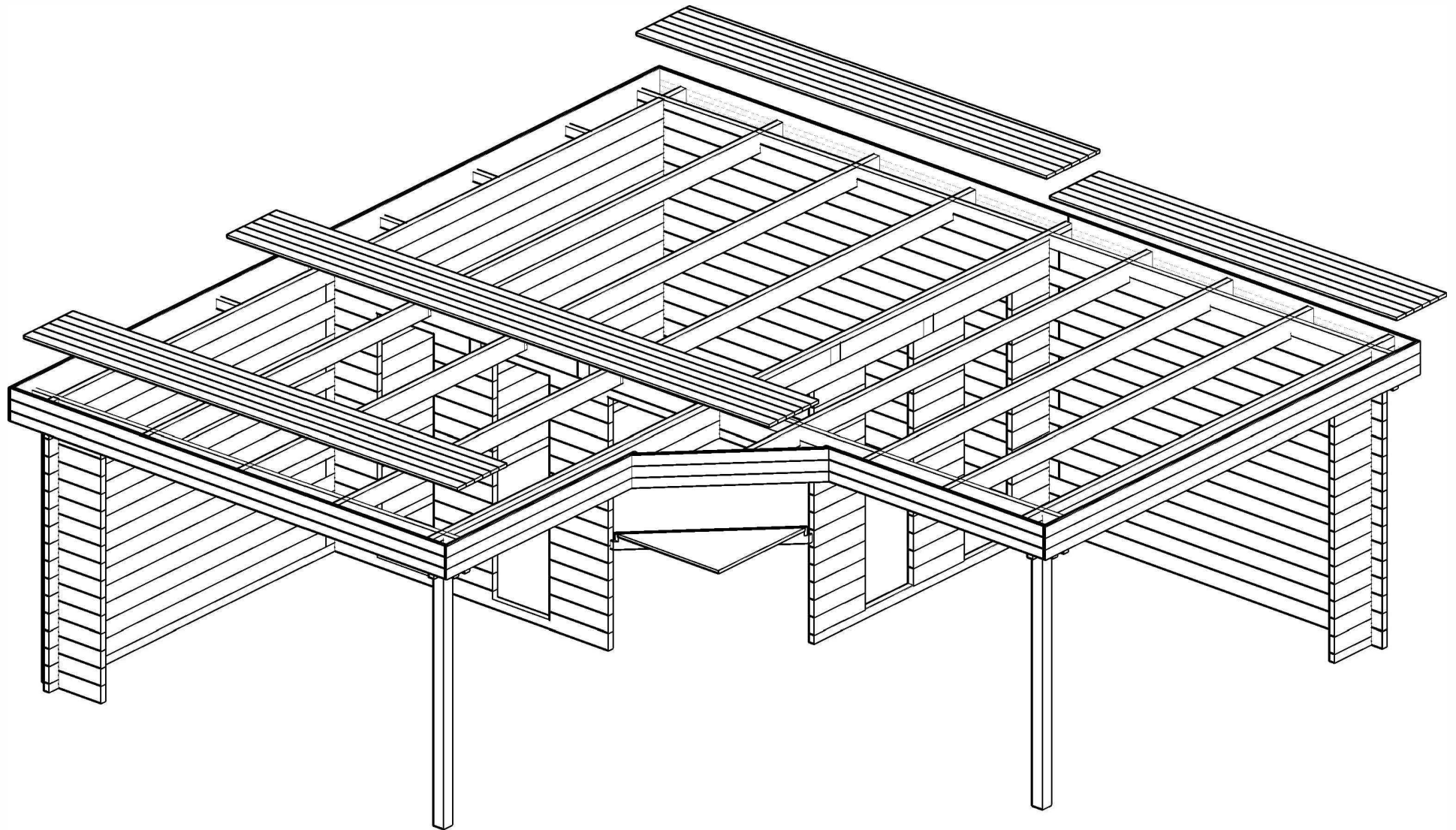

























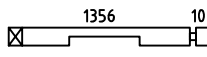

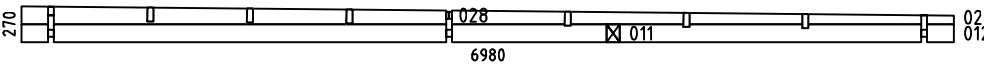
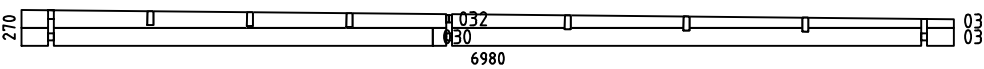


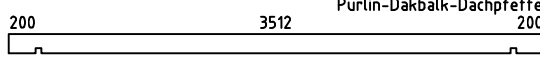
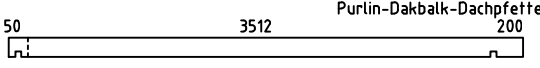








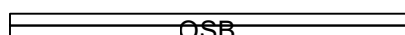
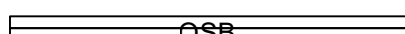









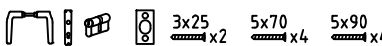


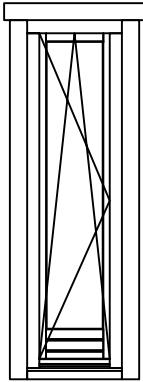
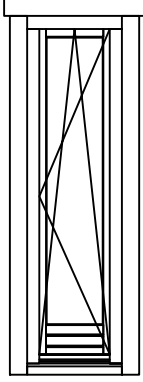
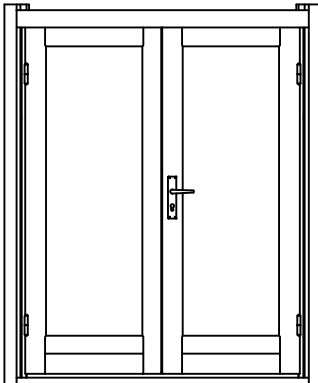






Model Aslak






BYGNORDIC
by XL-BYG



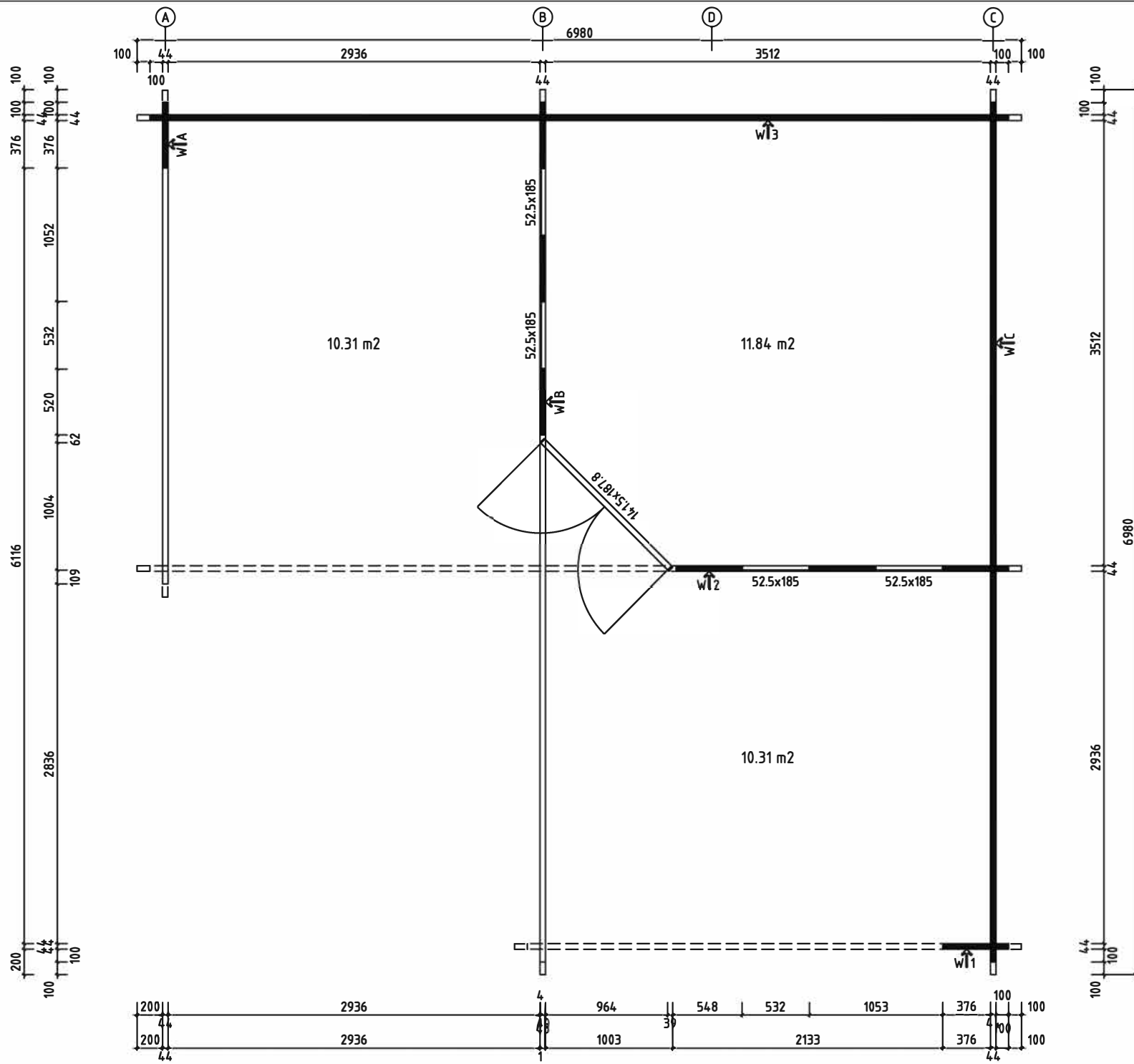
Pos	Specification-Spezifikation-Specificatie	St.	Profile (mm)	Length (mm)
001		1	44x68	520
002		55	44x135	520
003		1	44x135	3800
004		1	44x135	4000
005		1	44x65	4000
006		1	44x68	2625
007		27	44x135	520
008		27	44x135	520
009		1	44x135	5380
010		1	44x135	1500
011		1	44x135	4480
012		1	44x135	2600
013		1	44x36	3202
014		1	44x36	3778
015		1	44x68	3102
016		1	44x68	3678
017		15	44x135	2980
018		15	44x135	3800
019		15	44x135	3102
020		15	44x135	3678
021		1	44x135	3202
022		1	44x135	3778
023		1	44x135	3800
025		1	44x135	2625
026		1	44x135	5380
Kood	Materjal	File	Aslak 44ISO.dwg	Leht 1/4

Pos	Specification-Spezifikation-Specificatie	St.	Profile (mm)	Length (mm)
027		1	44x135	1500
WA-1		1		
WB-1		1		
WC-1		1		
CS1	CORNICE SUPPORT-TRAGELEISTE FÜR GESIMSE-KROONLIJST STEUNEN BAR 	5	44x70	200
PR3	Purlin-Dakbalk-Dachpfette 	1	44x144	4550
PR4	Purlin-Dakbalk-Dachpfette 	2	44x144	4000
PR2	Purlin-Dakbalk-Dachpfette 	3	44x144	3850
PR1	Purlin-Dakbalk-Dachpfette 	3	44x144	3274
DP-1	Roof board-Dachbrett-Dakplank 	12	88x18	5000
DP-2	Roof board-Dachbrett-Dakplank 	23	88x18	4000
DP-3	Roof board-Dachbrett-Dakplank 	46	88x18	3780
DP-4	Roof board-Dachbrett-Dakplank 	46	88x18	3200
	+POST 85x85 	2		2250
L-1	Cornice-Gesimse-Kroonlijst 	1	20x250	1390
L-2	Cornice-Gesimse-Kroonlijst 	1	20x250	2028
L-3	Cornice-Gesimse-Kroonlijst 	1	20x250	2050
L-4	Cornice-Gesimse-Kroonlijst 	1	20x250	3210
L-5	Cornice-Gesimse-Kroonlijst 	1	20x250	3222
L-6	Cornice-Gesimse-Kroonlijst 	1	20x250	3786
L-7	Cornice-Gesimse-Kroonlijst 	1	20x250	3798
L-8	Cornice-Gesimse-Kroonlijst 	1	20x250	4016
L-9	Cornice-Gesimse-Kroonlijst 	1	20x250	4040
	Adjustable foot-Stellfuß+Schrauben 4x50 4stück für Post 	2		
PE1	Ceiling Element-Deckenelement-Plafond Element 1 	1	931x1316	

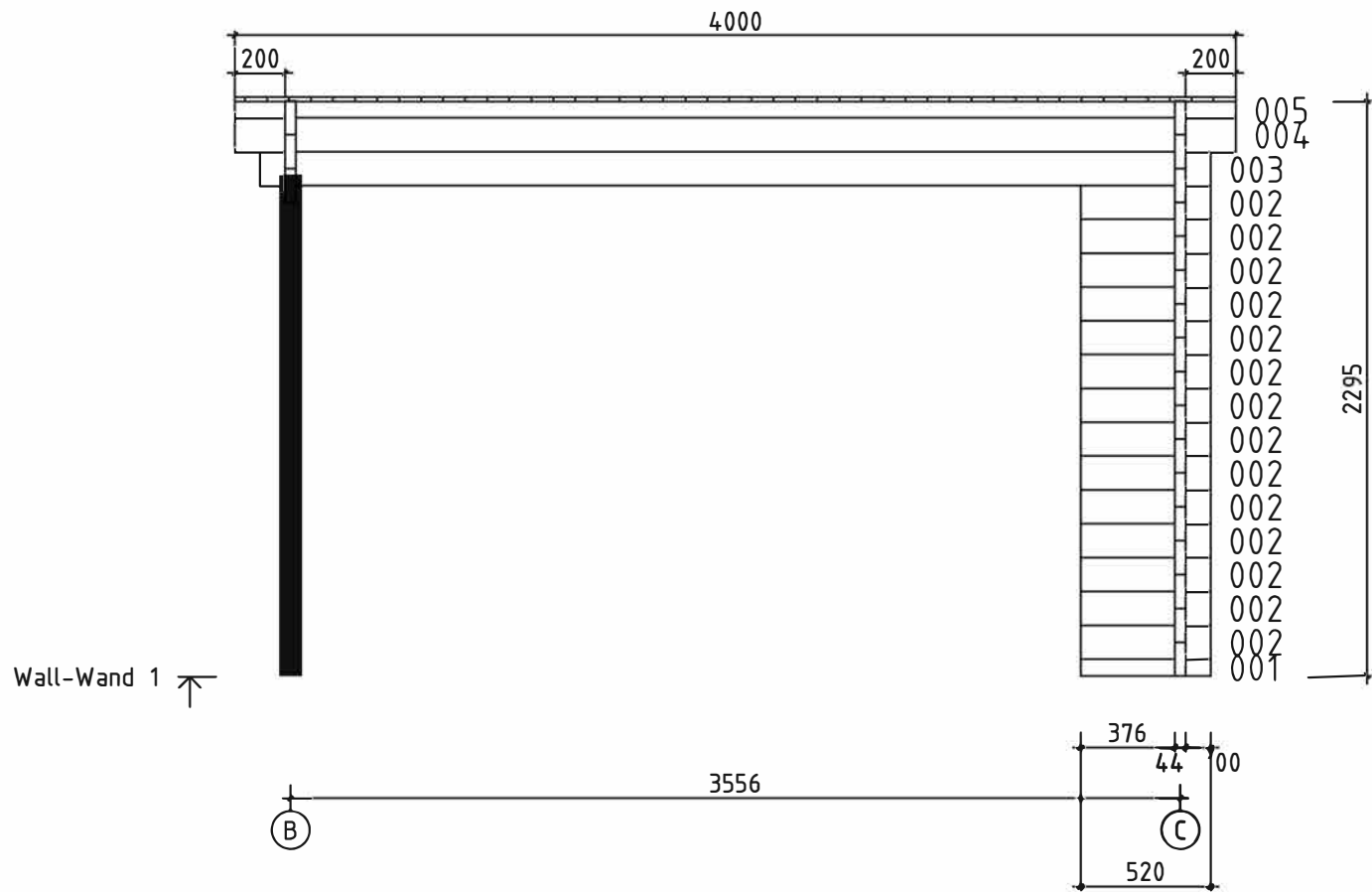
Pos	Specification-Spezifikation-Specificatie	St.	Profile (mm)	Length (mm)
	Double Door Set ISO-Doppeltür Satz-Dubbele Deur Set 	1		
WD1	Wall Dowel-Wanddübel-Muurplug 	105		
	Window Handle Set-Fenstergriff Satz-Raamgreep Set 	4		
W08DK 52.5x185 ISO L	WINDOW 525x1850 ISO 	2		
W08DK 52.5x185 ISO R	WINDOW 525x1850 ISO 	2		
DD08P 1 41.5x1878 ISO	DOOR 1415x1878 ISO 	1		
	CORNER DOOR SET			
1	Top Jamb  	1	58x42	1415
2	Threshold  	1	52x42	1415
3-4	Vertical Jamb  	2	58x42	1878
Kood	Materjal	File	LL 50 J	Leht 3/4

Pos	Specification-Spezifikation-Specificatie	St.	Profile (mm)	Length (mm)
5-6	Post Set 	1+1	62x69	2020
7-8	Cover Slat 	2	40x18	1848
9-10	Casting 	2	18x95	1500
	Screw-Schraube-Schroef 4x60 	16		
	Screw-Schraube-Schroef 5x90 	16		
Kood	Materjal		Leht	4/4

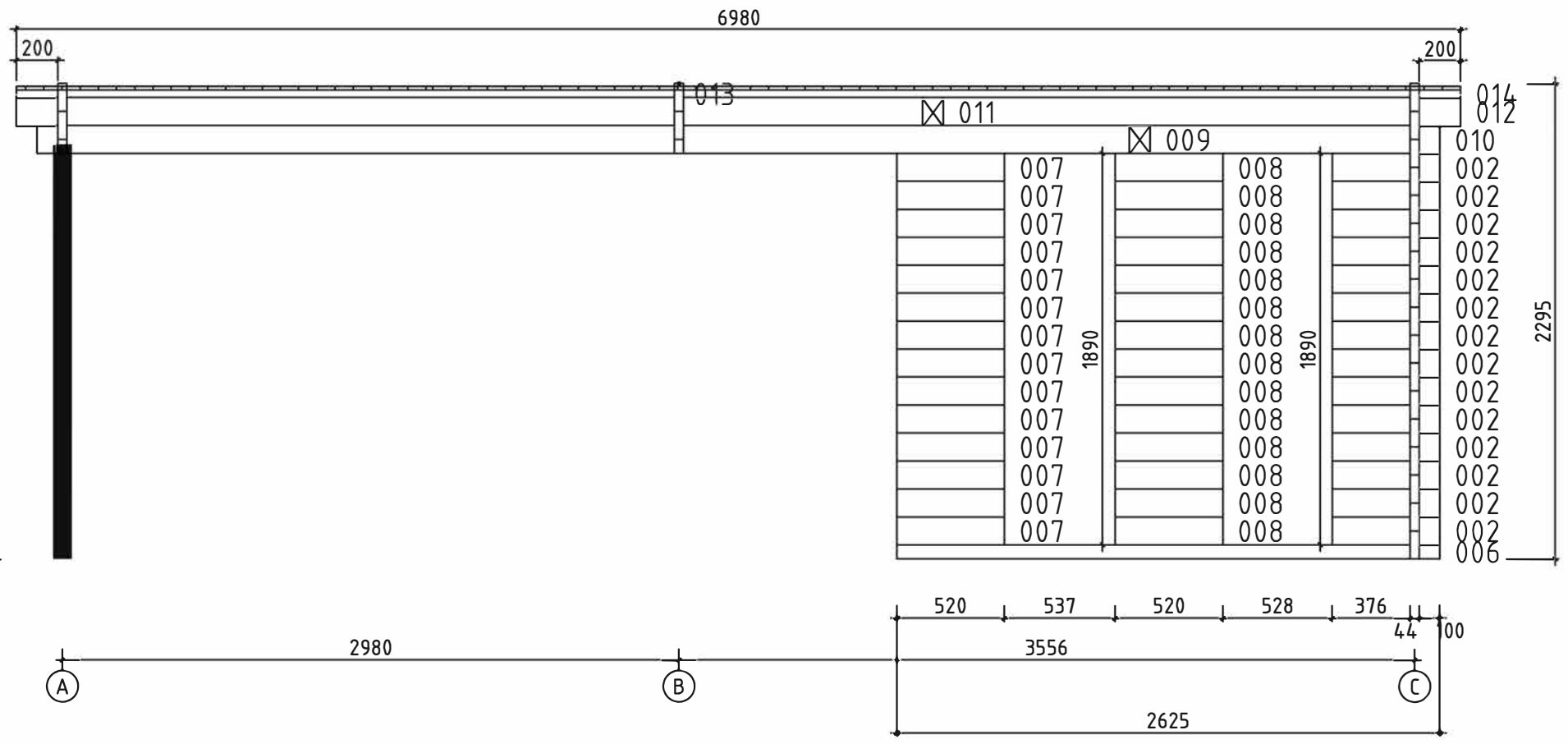
H = 1.700 m
TOTAL: 32.47 m²



①		Model	Aslak	Page	PLAN
		Client		Scale	1:30
		Material	44x135	Date	05.12.2018
		Company		File	




Model	Aslak	Page	6
Client		Scale	1:30
Material	4.4x13.5	Date	05.12.2018
Company		File	

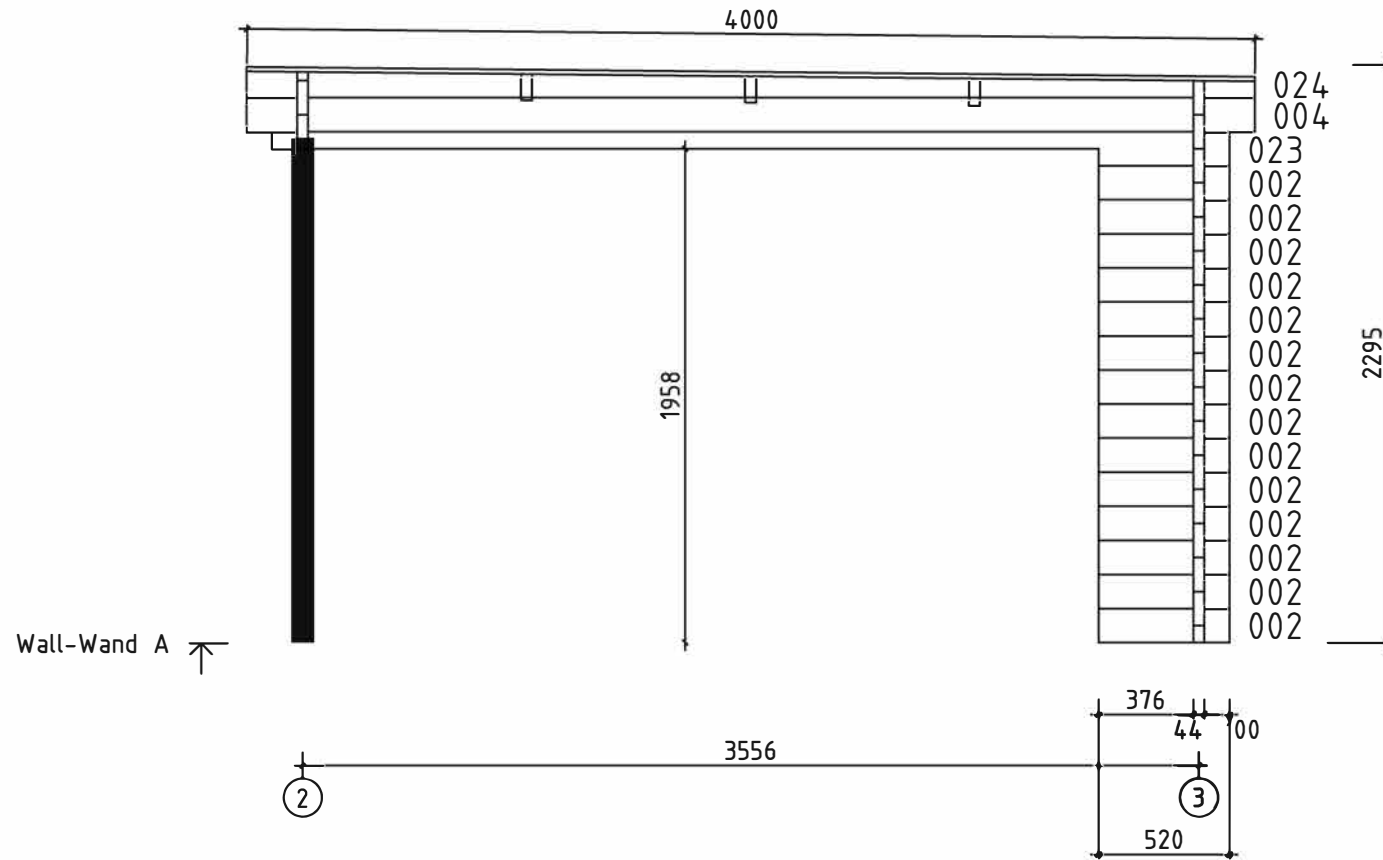


Wall-Wand 2 ↑

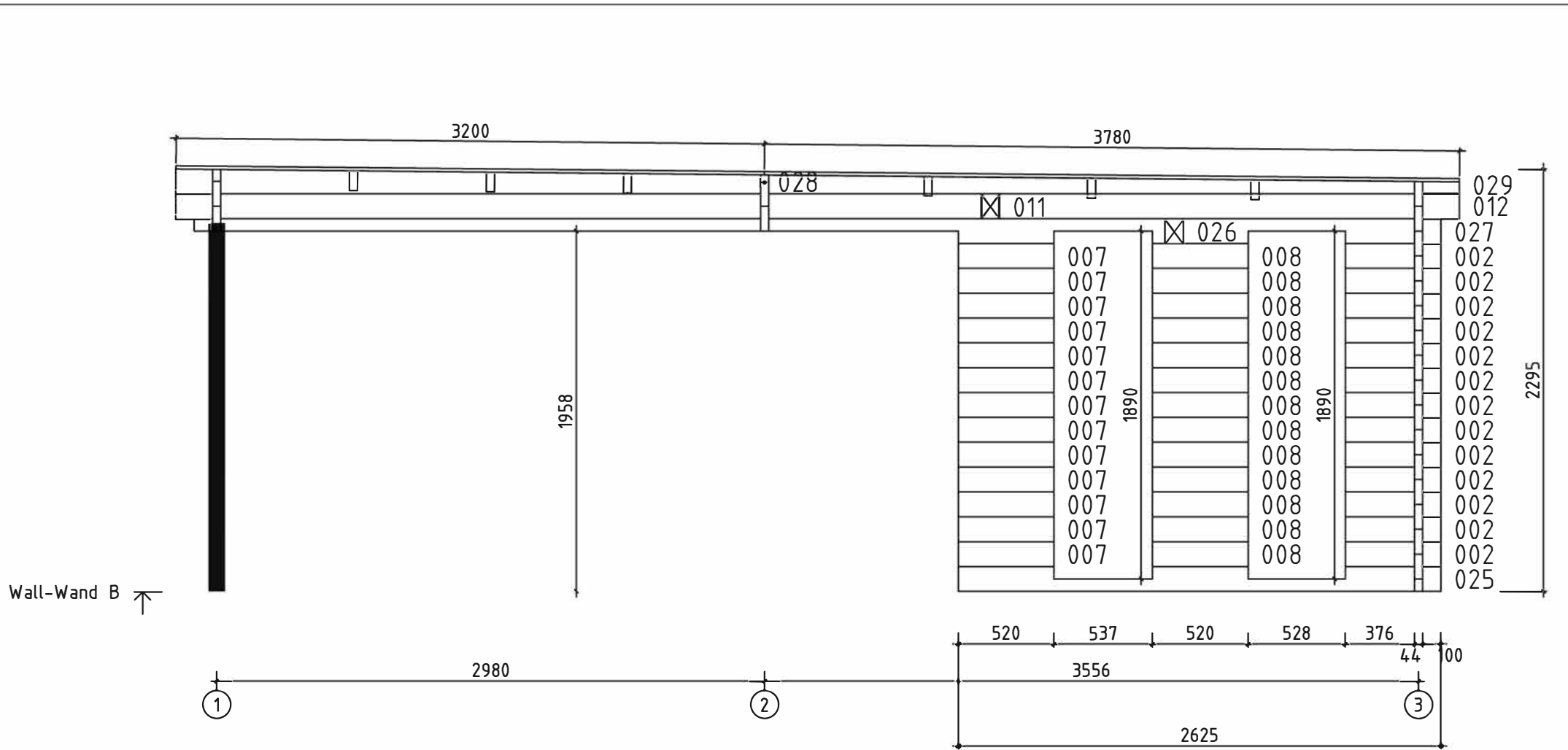
Model	Astak	Page	7
Client		Scale	1:30
Material	4.4x13.5	Date	05.12.2018
Company		File	




Model	Page 8
Client	Scale 1:30
Material 4.4x13.5	Date 05.12.2018
Company	File

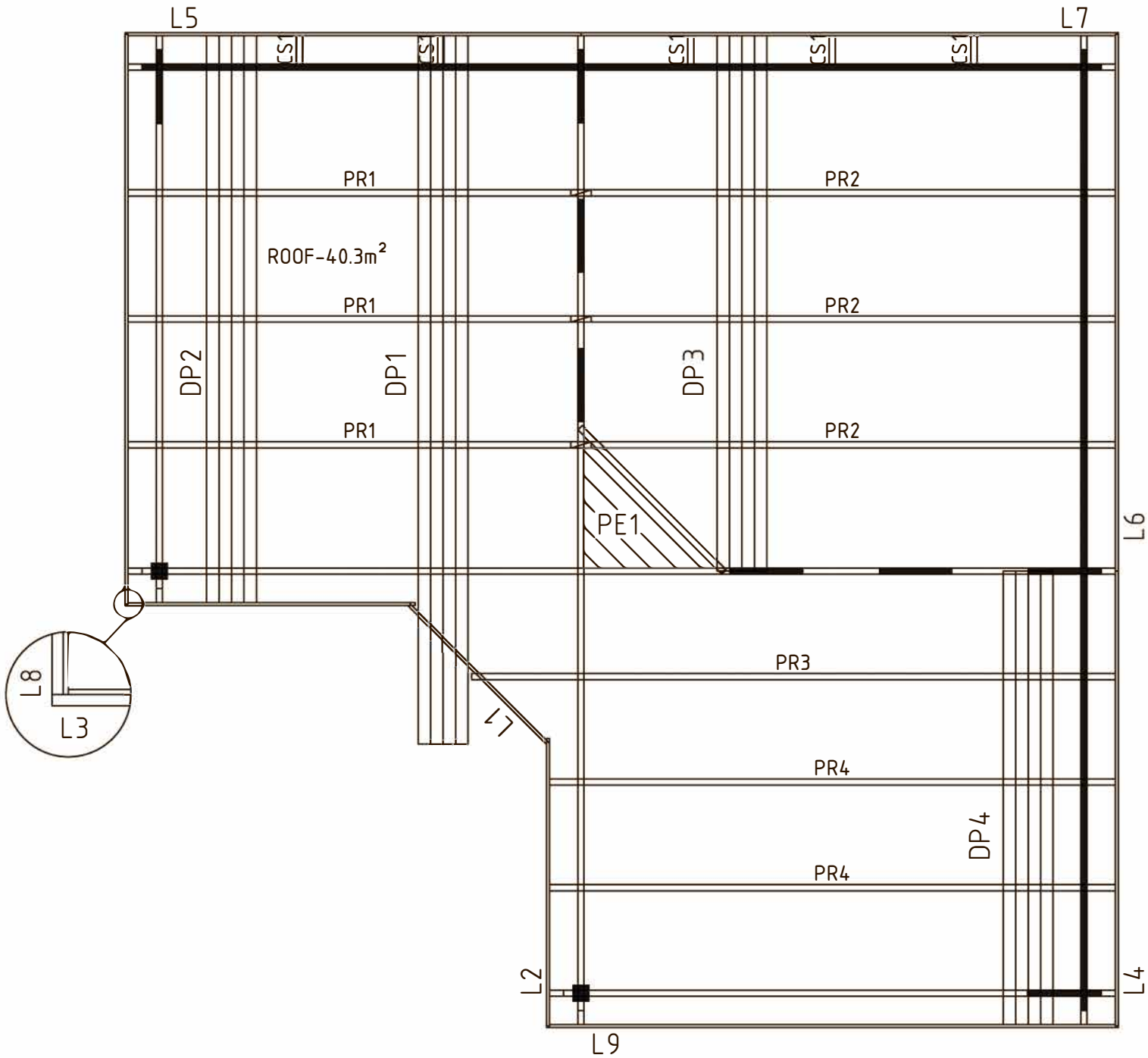


Model	Page	2	
Client	Scale	1:30	
Material	4.4x13.5	Date	05.12.2018
Company	File		



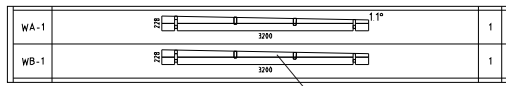
Model	Aslak	Page	3
Client		Scale	1:30
Material	4.4x13.5	Date	05.12.2018
Company		File	



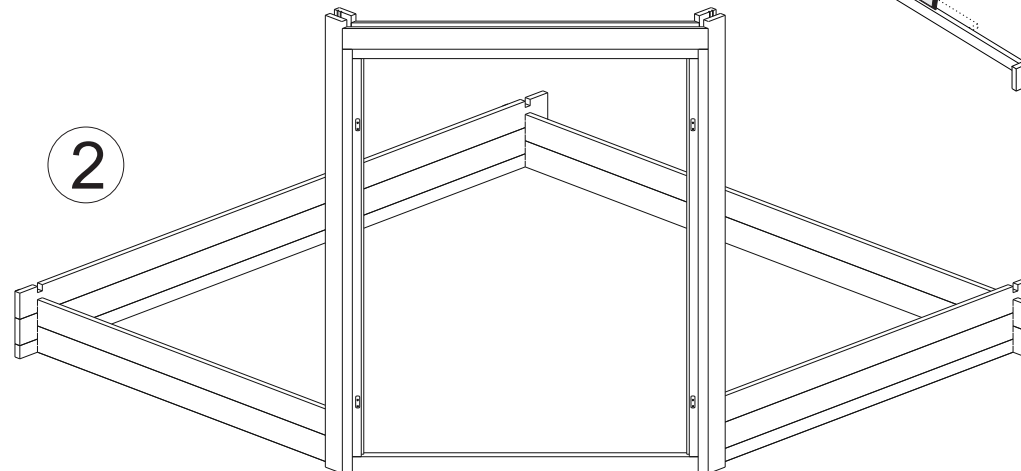
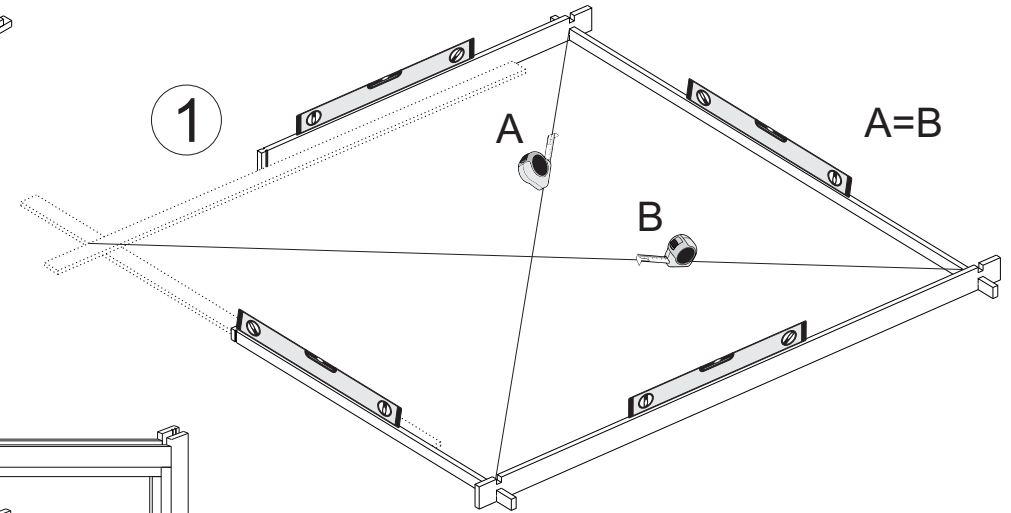
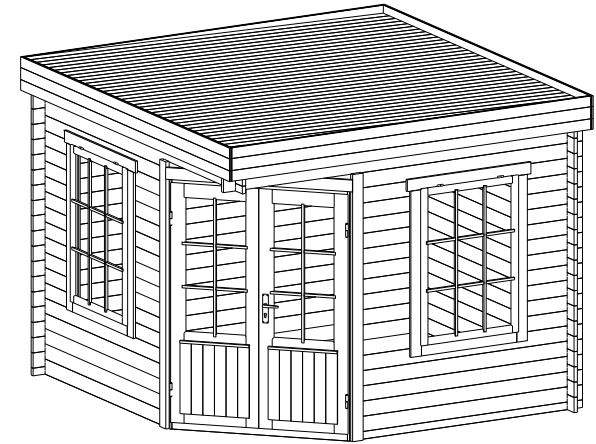
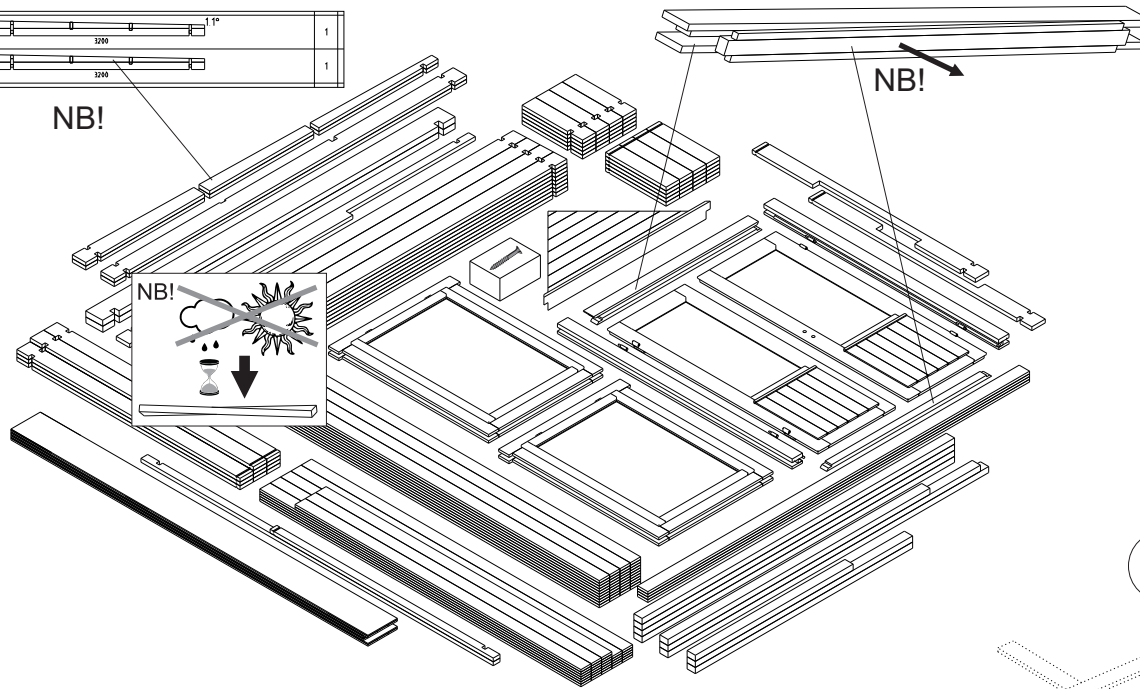


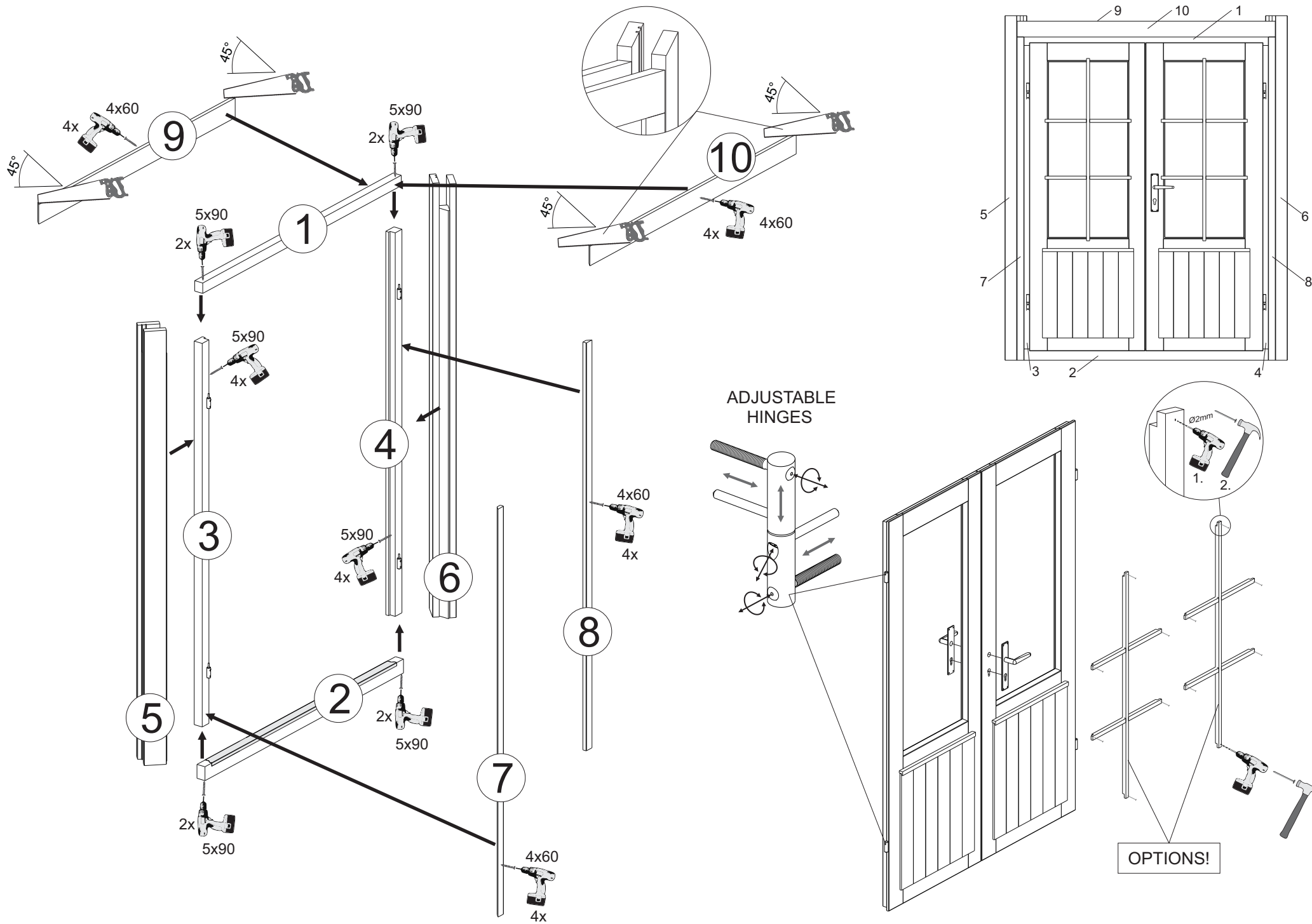
Model	Page	ROOF
Client	Scale	1:30
Material	Date	05.12.2018
Company		

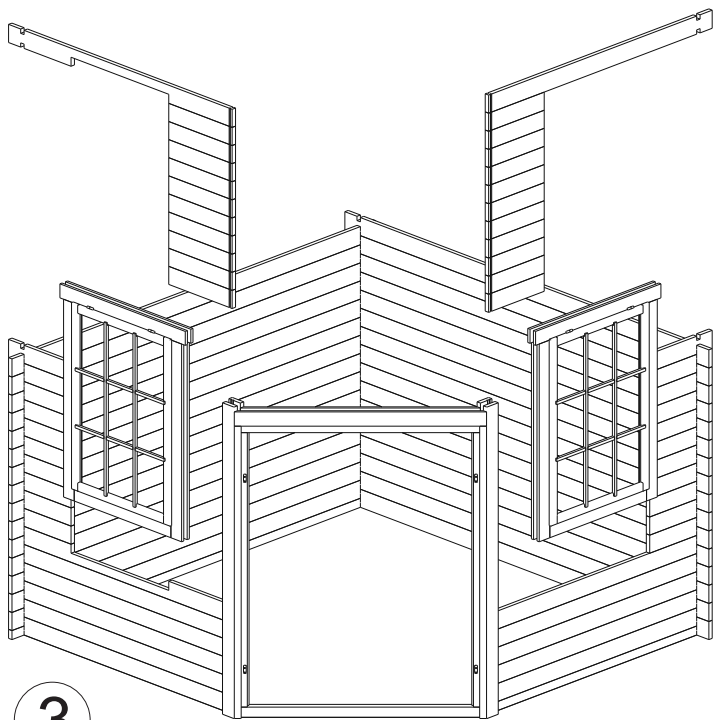
The guide is illustrative. This guide is not project specification.
Der Leitfaden ist illustrativ. Dieser Leitfaden ist keine Projektspezifikation.
De gids is illustratief. Deze gids is geen projectspecificatie.



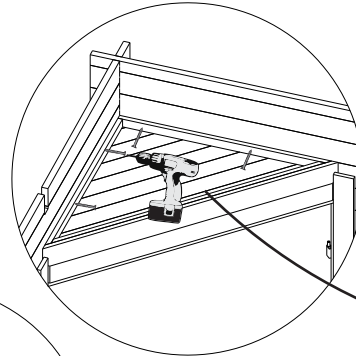
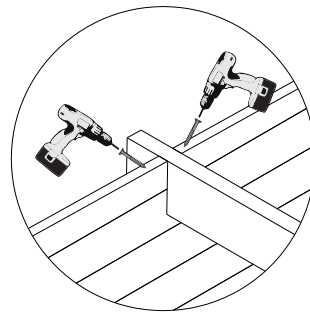
NB!



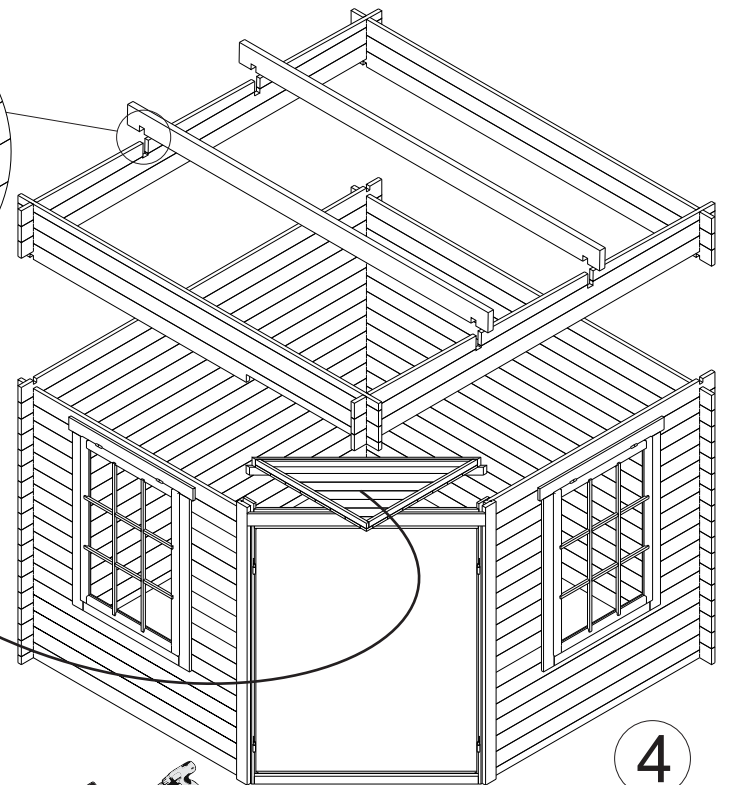
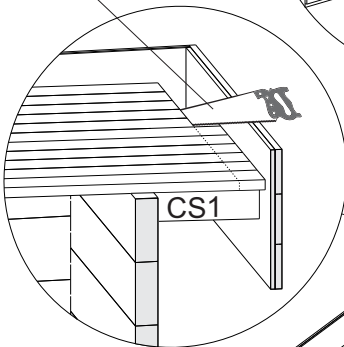




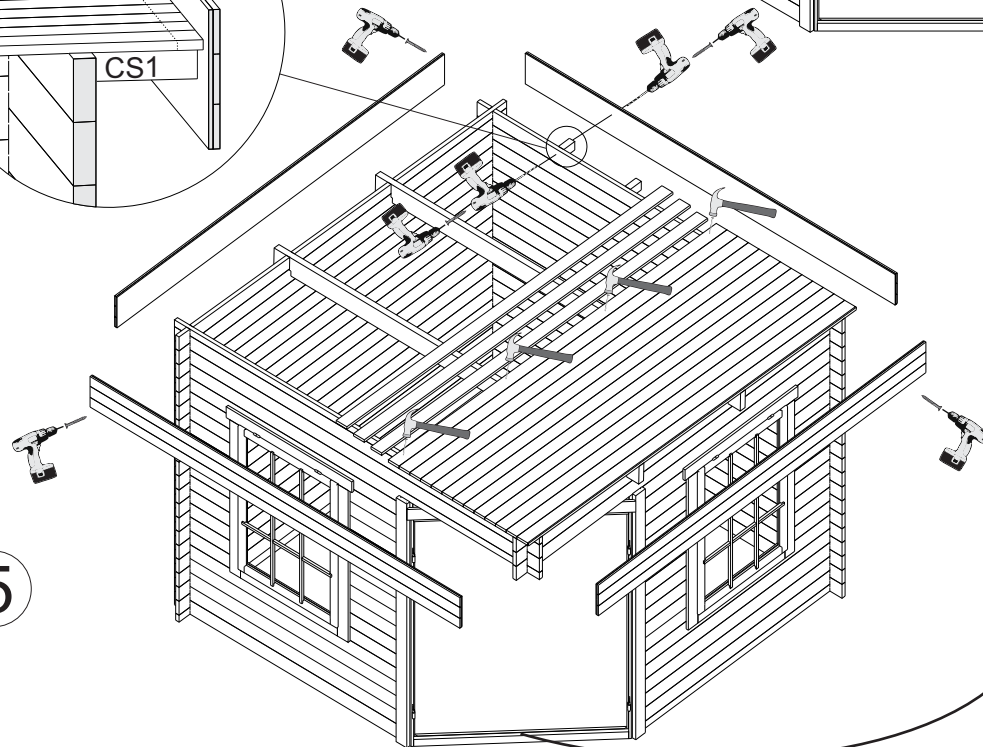
3



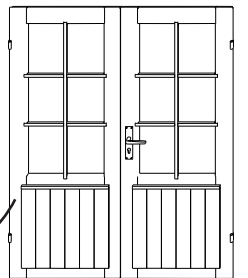
OPTIONS!




4



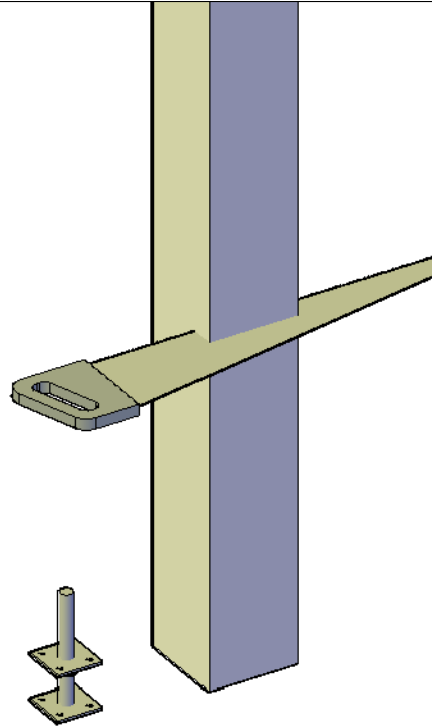
5




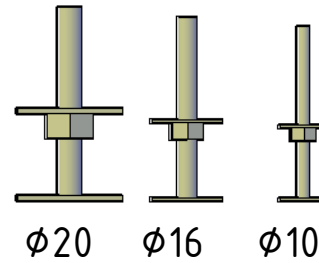
Cutting support post / Schneiden der Stützpfeiler



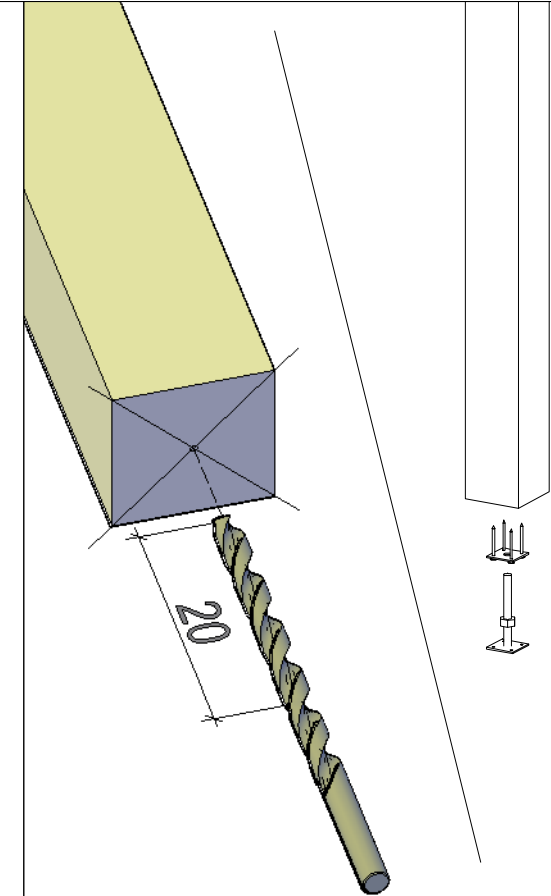
- * Adjustment space for post support should be at least 50mm.
- * Einstellraum für die Pfostenstütze muss mindestens 50mm sein.



- * Support post has extra length for various conditions. Must be sawn to suitable length on spot considering local conditions.
- * Stützpfeiler hat extra Länge für verschiedene Bedingungen. Muss vor Ort unter Berücksichtigung der örtlichen Gegebenheiten zu einer geeigneten Länge gesägt werden.



- * In some cases you need to drill a new hole for a post support. Find a matching drill bit.
- * In einigen Fällen müssen Sie ein neues Loch für die Pfostenstütze bohren. Finden Sie hier den passenden Bohrer.



- * Mark the center of the post and drill a new 20cm deep hole. Continue building.
- * Markieren Sie die Mitte des Pfeilers und bohren Sie ein neues 20cm tiefes Loch. Danach mit Aufbau weiter machen.