

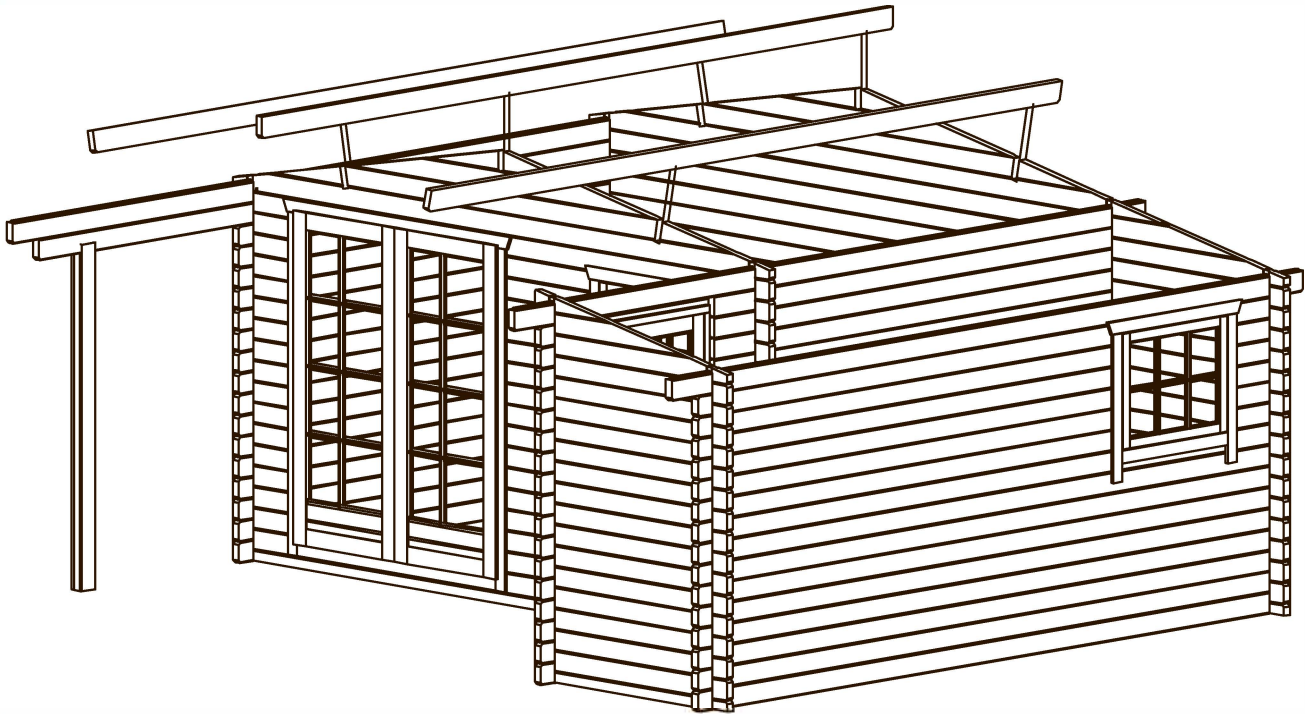
Model Tormod

WALL LOG (mm): 45

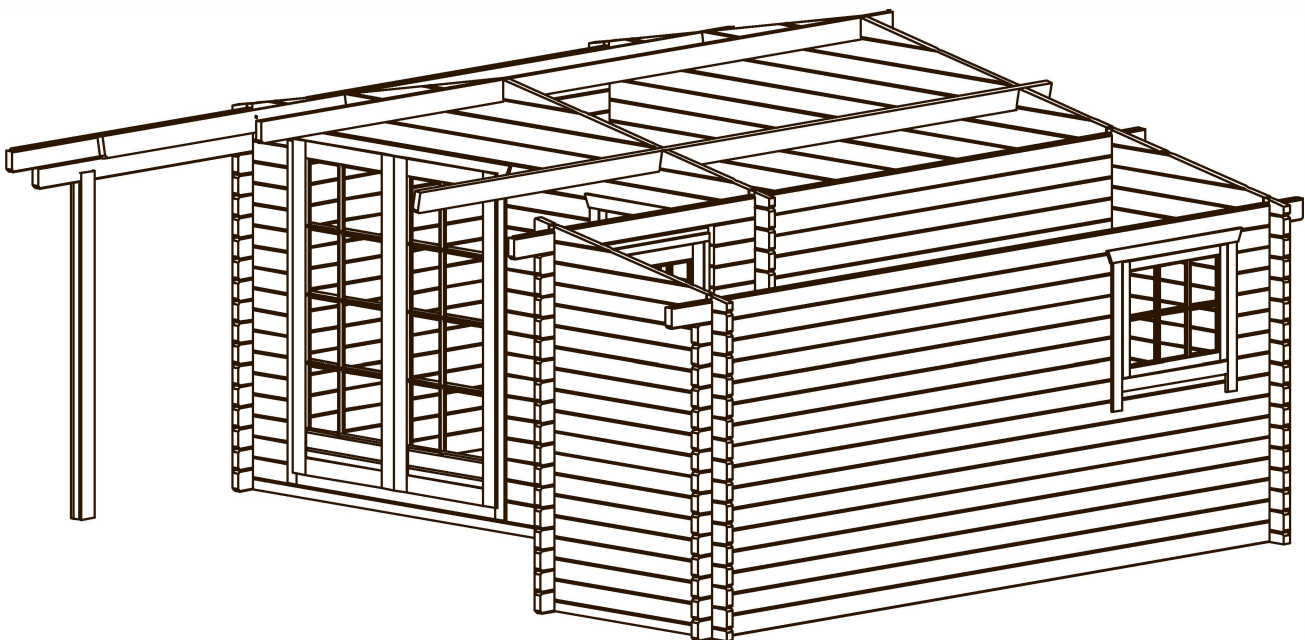
SIZE (mm):5300x3000/4500

CONSTRUCCION 3

BYGNORDIC
by XL-BYG



CONSTRUCCION 4



PACKAGE NR.:

MNFCT. ORDER NR.:

CONTROL 1

CONTROL 2

PAGE/PAGES:

6/6

SIGNATURE


SIGNATURE

Model Tormod

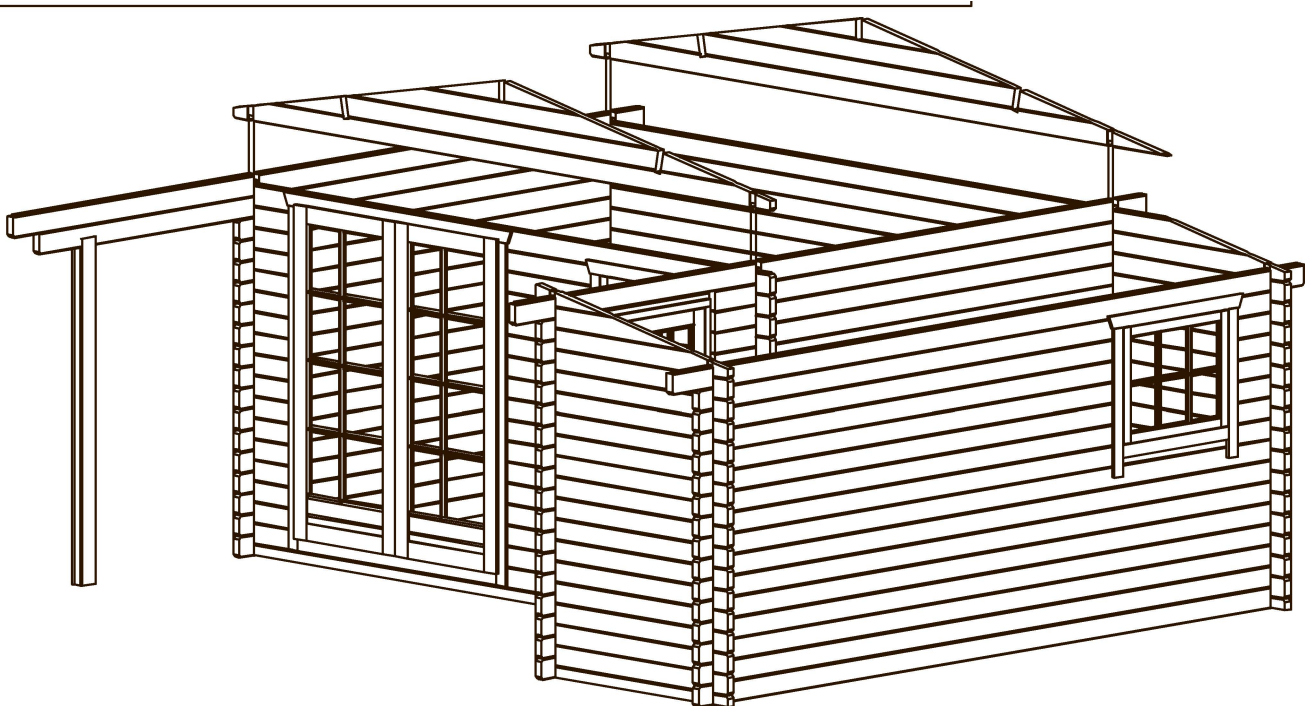
WALL LOG (mm): 45

SIZE (mm):5300x3000/4500

CONSTRUCCION 1



CONSTRUCCION 2



PACKAGE NR.:

MNFCT. ORDER NR.:

CONTROL 1

CONTROL 2

PAGE/PAGES:

5/6

SIGNATURE

SIGNATURE

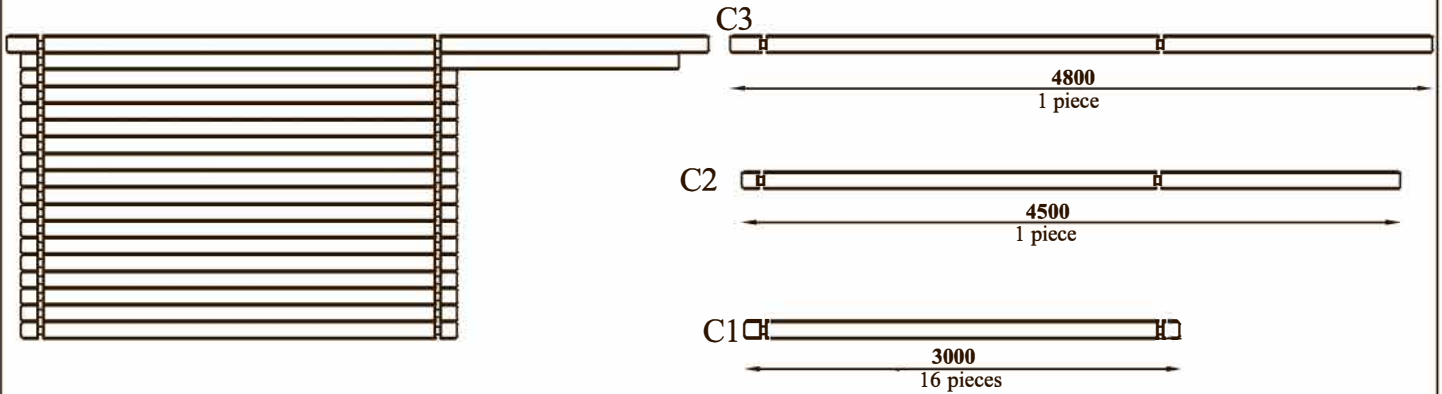
Model Tormod

WALL LOG (mm): 45

SIZE (mm): 5300x3000/4500

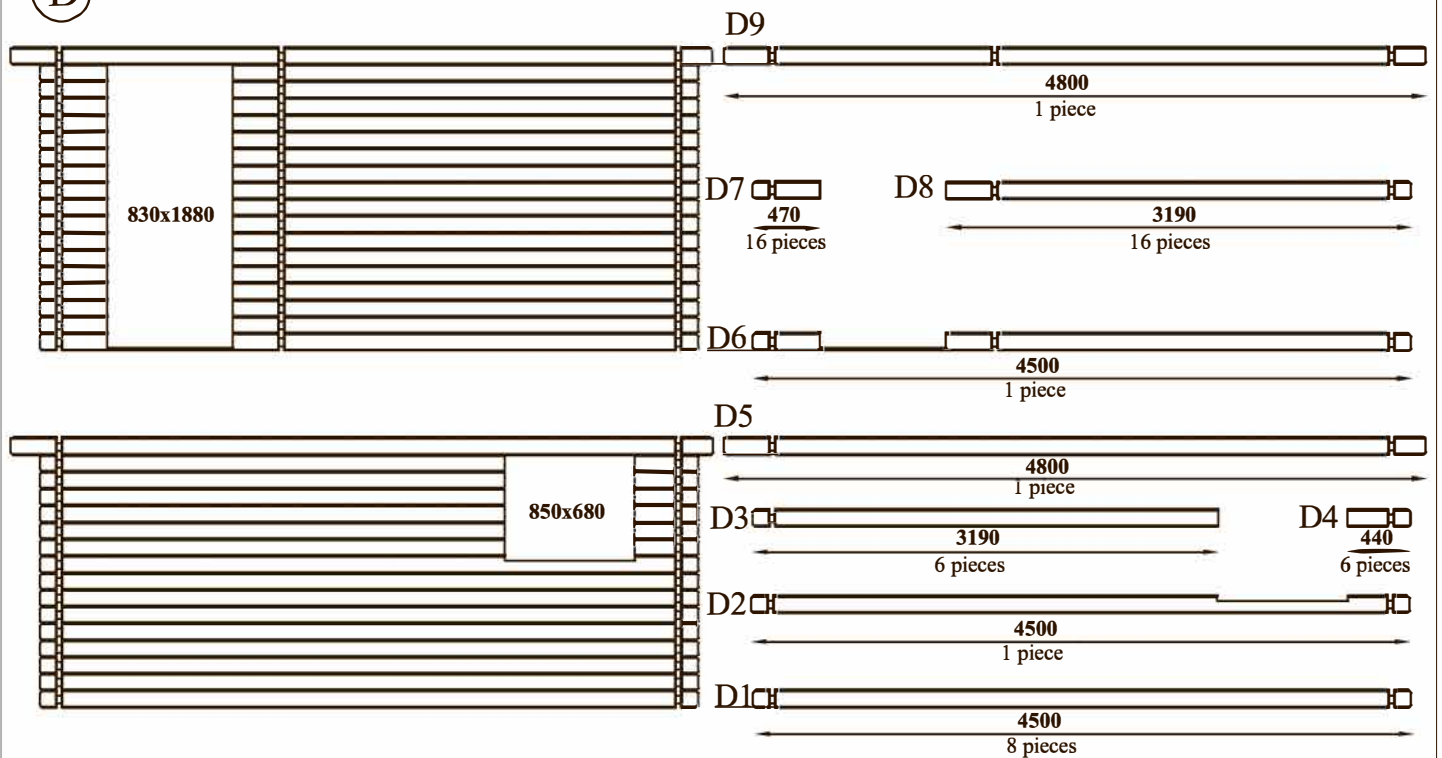
LEFT VIEW

(C)



RIGHT VIEW

(D)



PACKAGE NR.:

MNFCT. ORDER NR.:

CONTROL 1

CONTROL 2

SIGNATURE

SIGNATURE

PAGE/PAGES: **4/6**


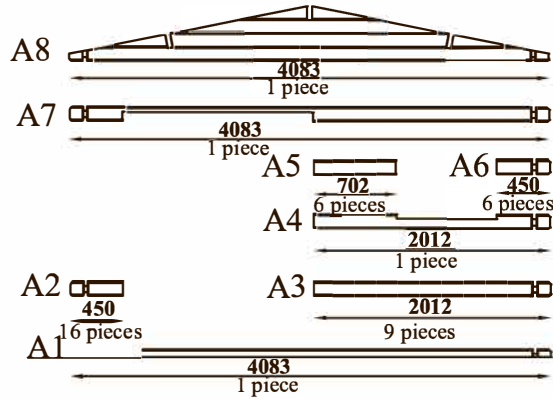
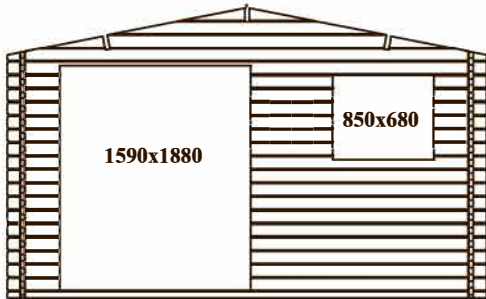
Model Tormod

WALL LOG (mm): 45

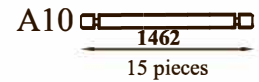
SIZE (mm): 5300x3000/4500

FRONT VIEW

(A)

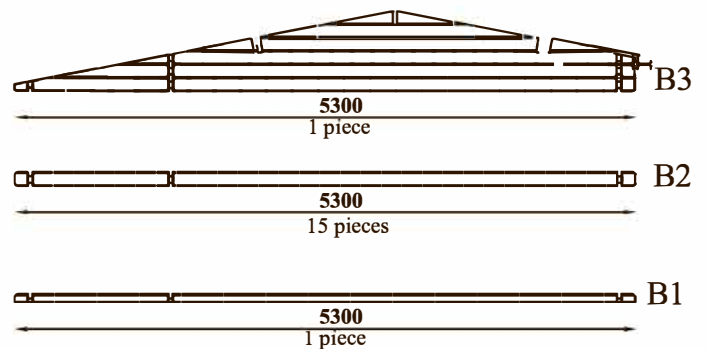



A12
1890
1 piece



BACK VIEW

(B)



PACKAGE NR.:

MNFCT. ORDER NR.:

CONTROL 1

CONTROL 2

PAGE/PAGES:

3/6

SIGNATURE


SIGNATURE

Model Tormod

WALL LOG (mm): 45

SIZE (mm): 5300x3000/4500

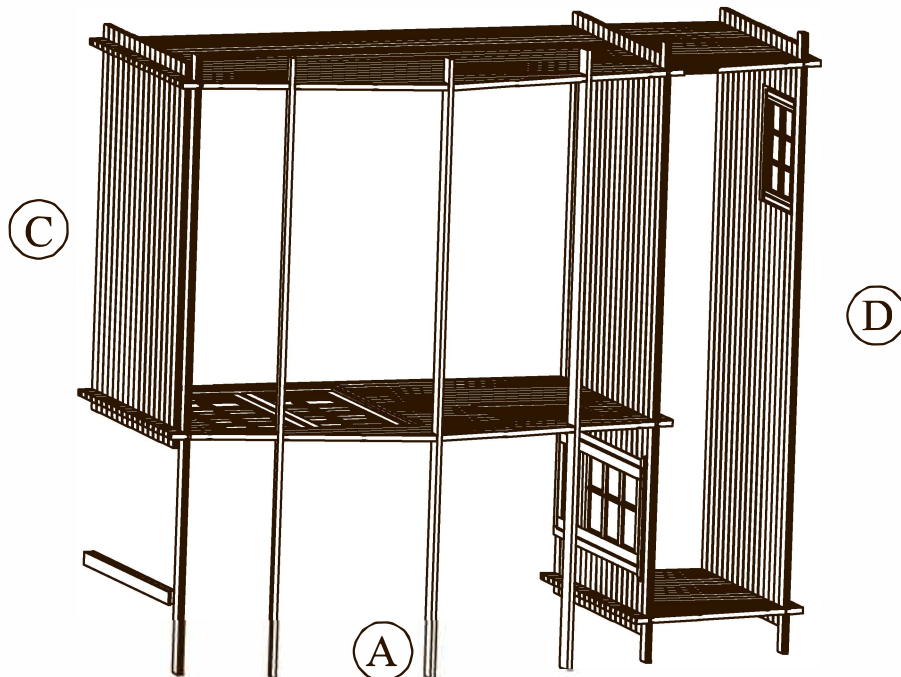
ISOMETRIC VIEW



TOP VIEW

(B)

A-FRONT
B-BACK
C-LEFT
D-RIGHT



PACKAGE NR.:

MNFCT. ORDER NR.:

CONTROL 1

CONTROL 2

PAGE/PAGES: **2/6**

SIGNATURE

SIGNATURE

Model Tormod

WALL LOG (mm): 45

SIZE (mm):5300x3000/4500

COMPONENT SPECIFICATION

| NUMBER | COMPONENT FUNCTION | COMPONENT CODE | VIEW | SIDE VIEW | DIMENSIONS (mm) | | | QUANTITY (psc.) | |
|--------|--------------------|----------------|------|-----------|-----------------|-------|-----------|-----------------|---|
| | | | | | LENGHT | WIDTH | THICKNESS | | |
| 1 | Wall board | A2,A6 | | | 450 | 115 | 45 | 22 | |
| 2 | Wall board | A3 | | | 2012 | 115 | 45 | 9 | |
| 3 | Wall board | A4 | | | 2012 | 115 | 45 | 1 | |
| 4 | Wall board | A5 | | | 702 | 115 | 45 | 6 | |
| 5 | Wall board | A7 | | | 4083 | 115 | 45 | 1 | |
| 6 | Wall board | A10 | | | 1462 | 115 | 45 | 15 | |
| 7 | Wall board | A11 | | | 1462 | | 45 | 1 | |
| 8 | Wall board | B2 | | | 5300 | 115 | 45 | 15 | |
| 9 | Wall board | C1 | | | 3000 | 115 | 45 | 16 | |
| 10 | Wall board | C2 | | | 4500 | 115 | 45 | 1 | |
| 11 | Wall board | C3 | | | 4800 | 115 | 45 | 1 | |
| 12 | Wall board | D1 | | | 4500 | 115 | 45 | 8 | |
| 13 | Wall board | D2 | | | 4500 | 115 | 45 | 1 | |
| 14 | Wall board | D3 | | | 3190 | 115 | 45 | 6 | |
| 15 | Wall board | D4 | | | 440 | 115 | 45 | 6 | |
| 16 | Wall board | D5 | | | 4800 | 115 | 45 | 1 | |
| 17 | Wall board | D6 | | | 4500 | 115 | 45 | 1 | |
| 18 | Wall board | D7 | | | 470 | 115 | 45 | 16 | |
| 19 | Wall board | D8 | | | 3190 | 115 | 45 | 16 | |
| 20 | Wall board | D9 | | | 4800 | 115 | 45 | 1 | |
| 21 | Wall board | A1 | | | | 4083 | 60 | 45 | 1 |
| 22 | Wall board | A8 | | | | 1462 | 60 | 45 | 1 |
| 23 | Wall board | B1 | | | | 5300 | 60 | 45 | 1 |
| 24 | Apex | A8 | | | 4083 | | 45 | 1 | |
| 25 | Apex | B3 | | | 5300 | | 45 | 1 | |
| 26 | Door | D-2 | | | 1880 | 1590 | | 1 | |
| 27 | Door | D-6 | | | 1880 | 830 | | 1 | |
| 28 | Window | | | | 680 | 850 | | 2 | |
| 29 | Roof board | | | | 3510/2190 | 110 | 19 | 45/45 | |
| 30 | Fascia board | | | | 3550/2230 | 120 | 16 | 2/2 | |
| 31 | Roof cover fixture | | | | 2400 | 50/38 | 16 | 4 | |
| 32 | Roof cover fixture | | | | 2150 | 50/38 | 16 | 6 | |
| 33 | Roof cover fixture | | | | 3550/2230 | 50/38 | 16 | 4/4 | |
| 34 | Beam | | | | 4800 | 120 | 40 | 3 | |
| 35 | Column A12 | | | | 1890 | 100 | 77 | 1 | |
| 36 | Diamond | | | | | | | 2 | |
| 37 | | | | | | | | | |

PACKAGE NR.:

MNFCT. ORDER NR.:

CONTROL 1

CONTROL 2

PAGE/PAGES:

1/6

SIGNATURE

SIGNATURE

