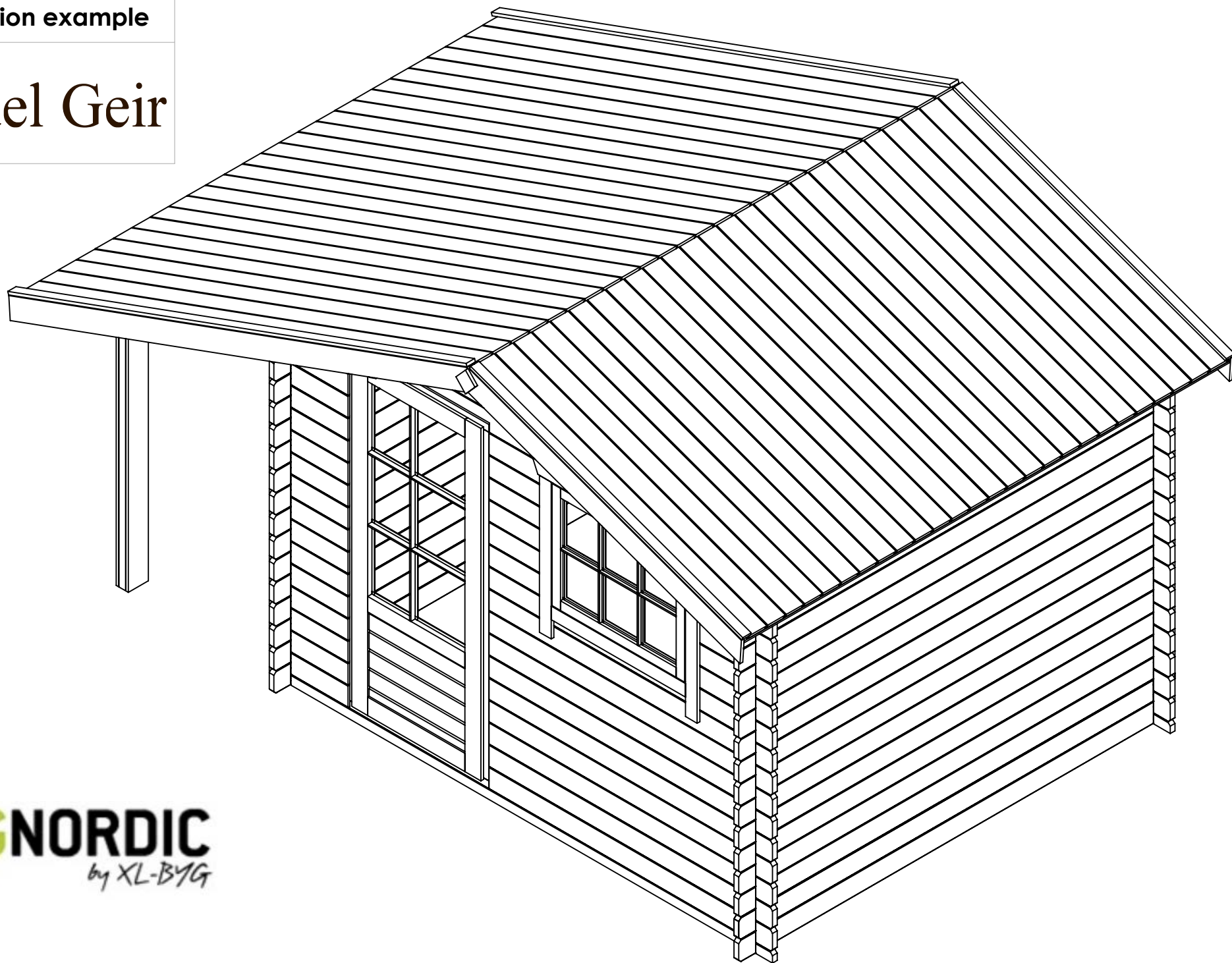


Installation example

Model Geir



BYGNORDIC
by XL-BYG

Always keep the package number saved! Without package number there is no guarantee.
 Package number:

WALL LOG (mm): 28

BUILDING CODE

Geir

SIZE (mm): 3000x2600

COMPONENT SPECIFICATION

NUMBER	COMPONENT FUNCTION	COMPONENT CODE	VIEW	SIDE VIEW	DIMENSIONS (mm)			QUANTITY (psc.)
					LENGTH	WIDTH	THICKNESS	
1	Wall board	A2			1690	115	28	9
2	Wall board	A3			1690	115	28	1
3	Wall board	A4			470	115	28	16
4	Wall board	A5			350	115	28	6
5	Wall board	A6			470	115	28	6
6	Wall board	B2			3000	115	28	16
7	Wall board	C1, D1			2600	115	28	32
8	Wall board	C2, D2			2900	115	28	2
9	Wall board	A1, B1				3000	60	28
10	Apex	A7			3000		28	1
11	Apex	B3			3000		28	1
12	Door	D-3			1880	830		1
13	Window	W-3			850	680		1
14	Roof board				2874	110	19	28
15	Roof board				1730	110	19	28
16	Fascia board				1760	120	16	2
17	Fascia board				2940	120	16	2
18	Roof cover fixture				2900	50/38	16	2
19	Roof cover fixture				1760	50/38	16	6
20	Roof cover fixture				2900	50/38	16	2
21	Roof cover fixture				2400	50/38	16	2
22	Beam				2900	120	40	3
23	Beam				2900	120	40	1
24	Column				1486	120	72	2
25	Diamond							2

PACKAGE NR.:

MNFCT. ORDER NR.:

CONTROL 1

CONTROL 2

SIGNATURE

SIGNATURE

BUILDING CODE

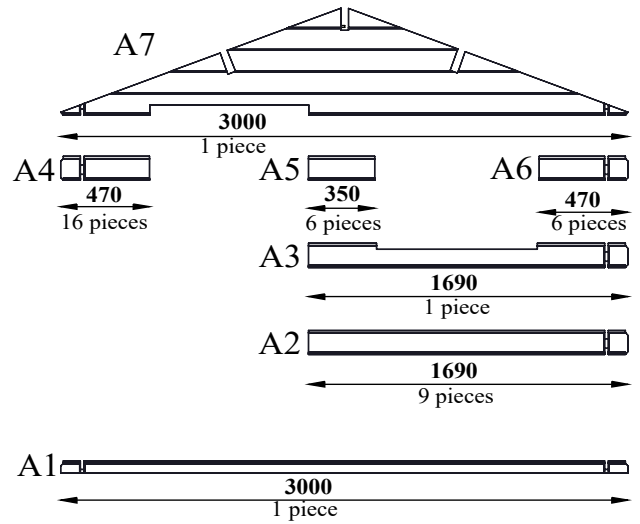
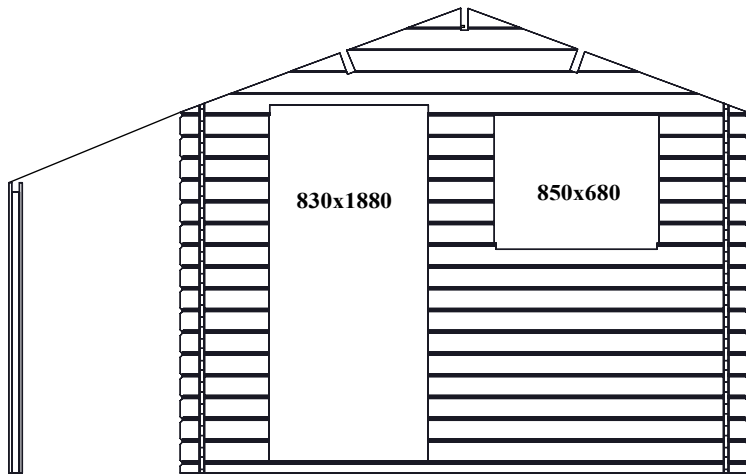
Geir

WALL LOG (mm): 28

SIZE (mm): 3000x2600

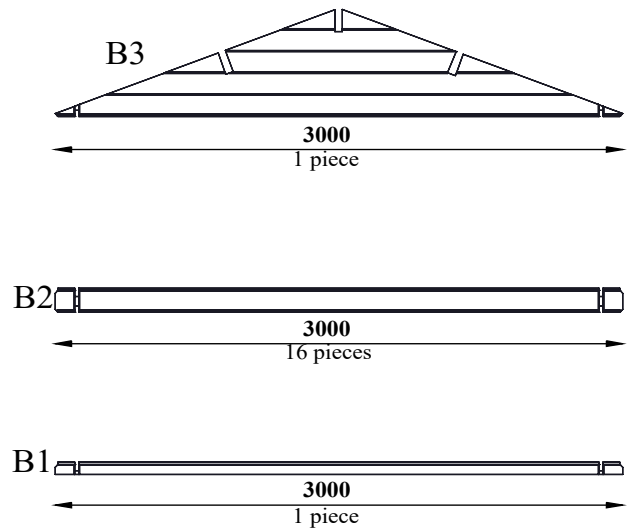
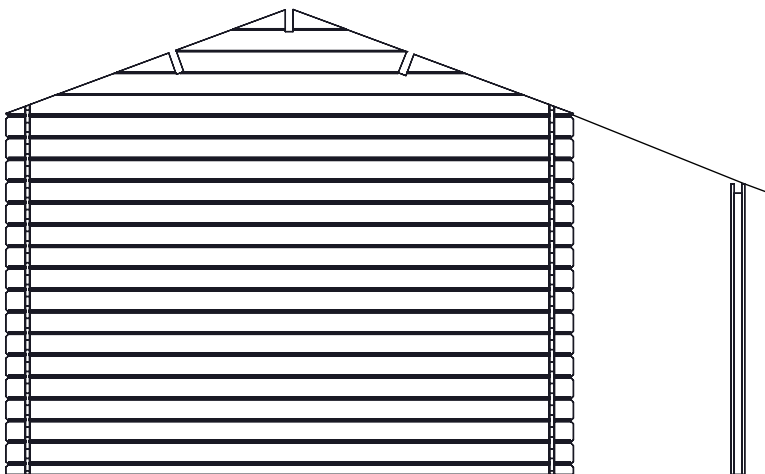
FRONT VIEW

(A)



BACK VIEW

(B)



PACKAGE NR.:

MNFACT. ORDER NR.:

CONTROL 1

CONTROL 2

SIGNATURE

SIGNATURE

BUILDING CODE

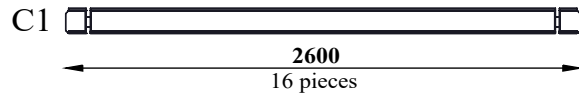
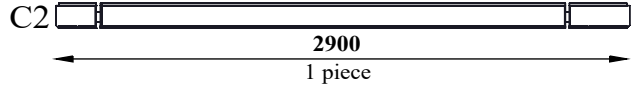
Geir

WALL LOG (mm): 28

SIZE (mm): 3000x2600

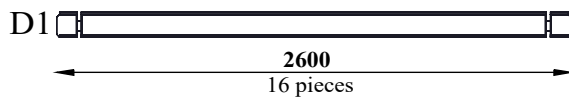
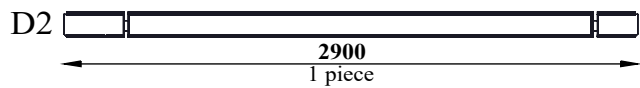

LEFT VIEW

Ⓒ



RIGHT VIEW

Ⓓ



PACKAGE NR.:

MNFCT. ORDER NR.:

CONTROL 1

CONTROL 2

SIGNATURE

SIGNATURE

