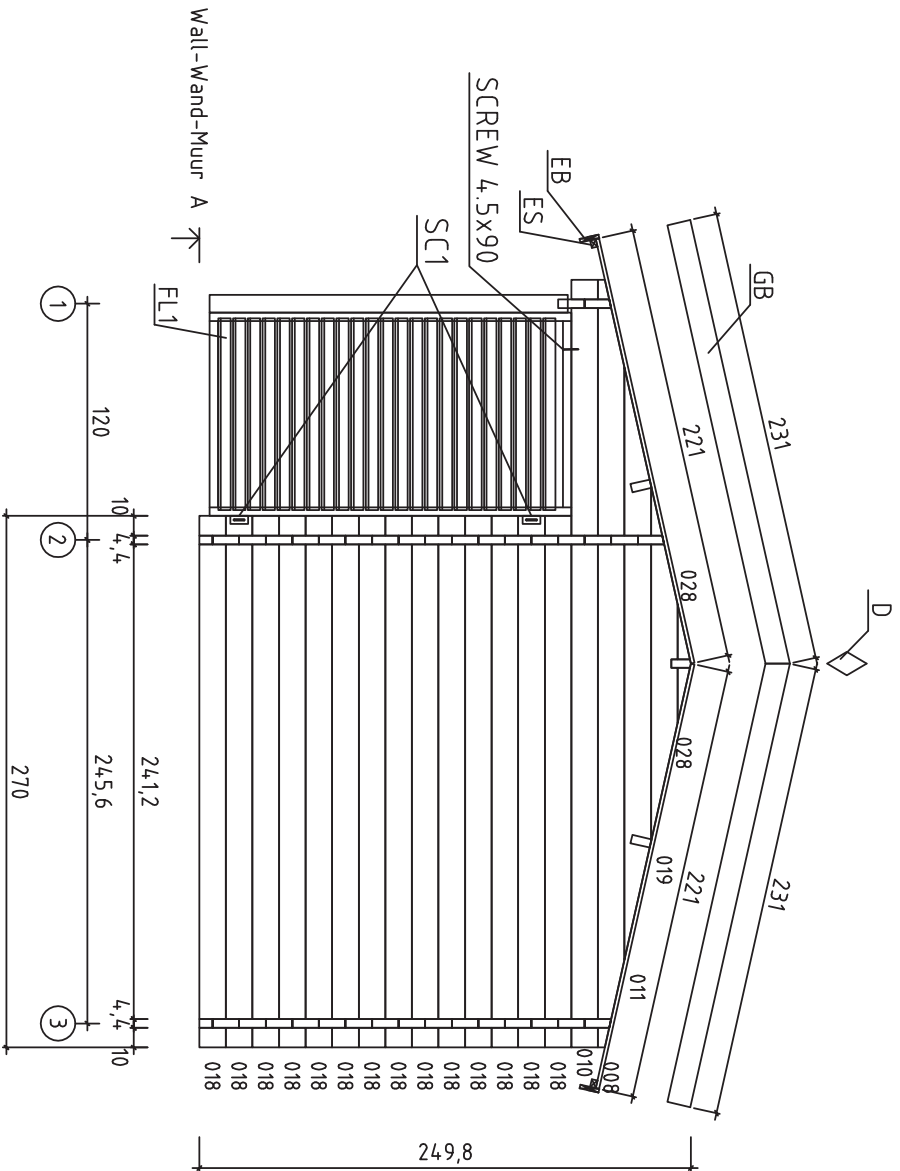
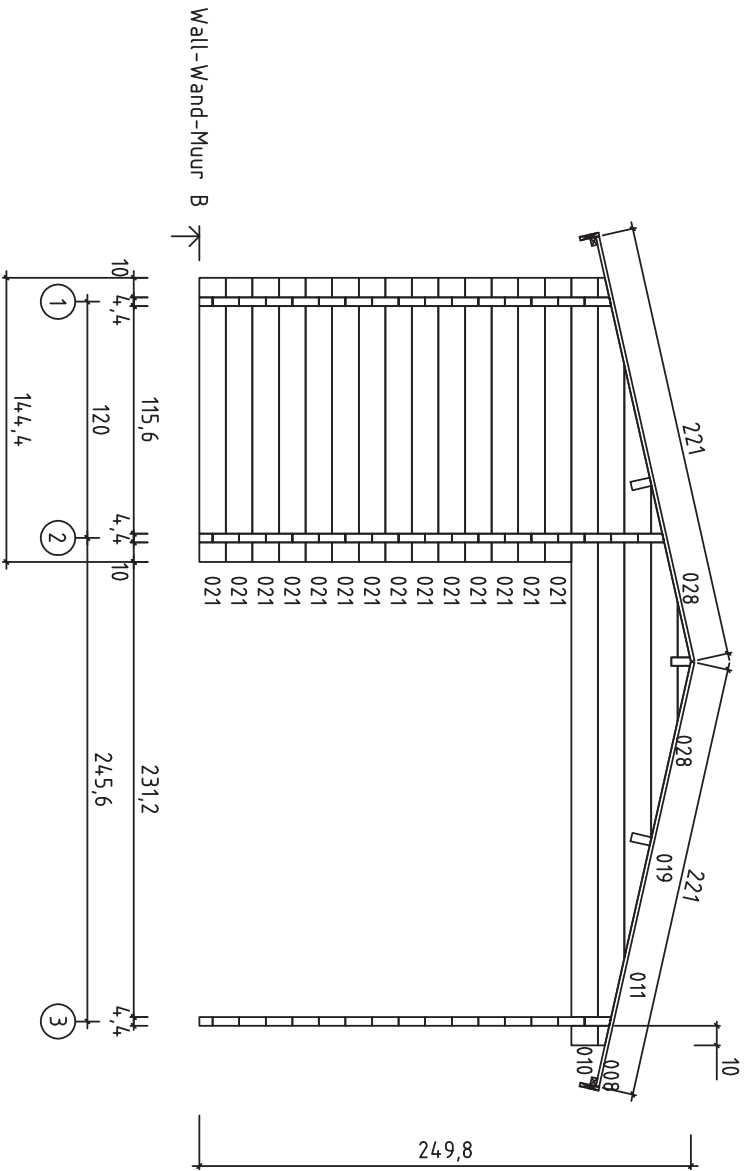


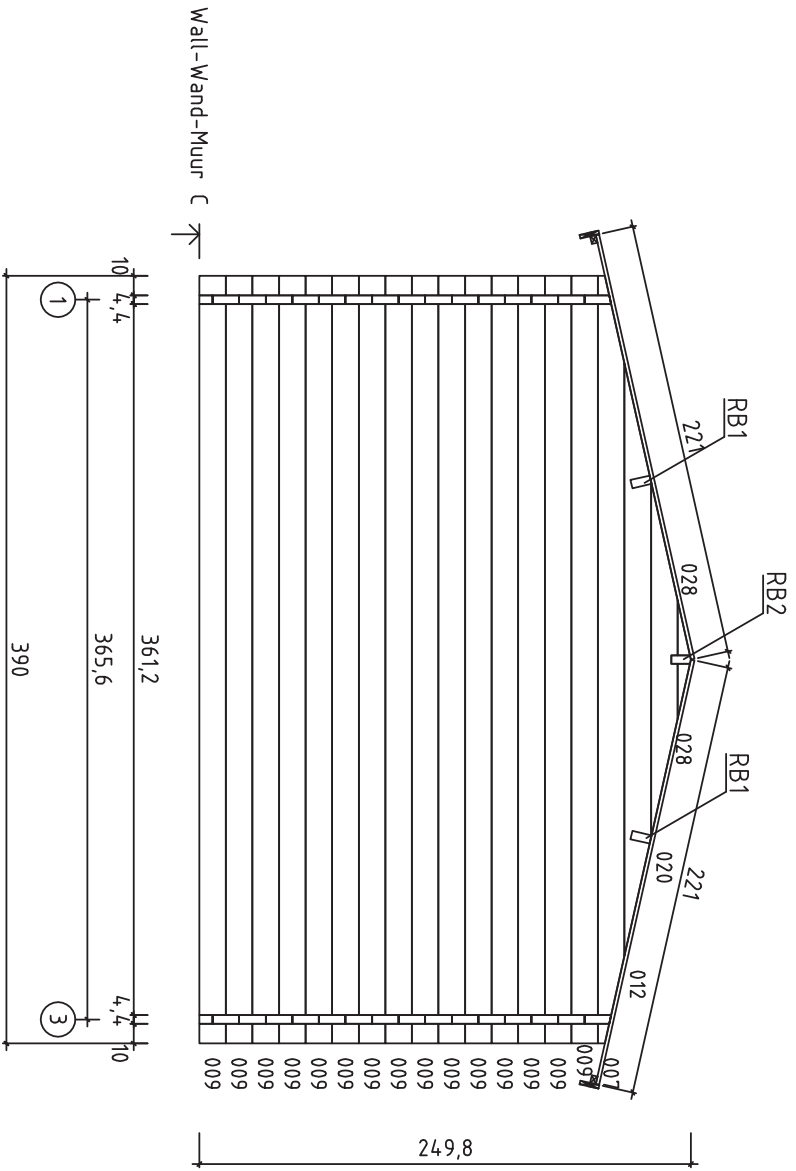
House	Mimer-4,4	Sheet	2
Drawing	Plan	Scale	1:35
Material	4,4x135	Date	25.10.2019
Drawer	K.K.	File	Mimer-4,4.dwg



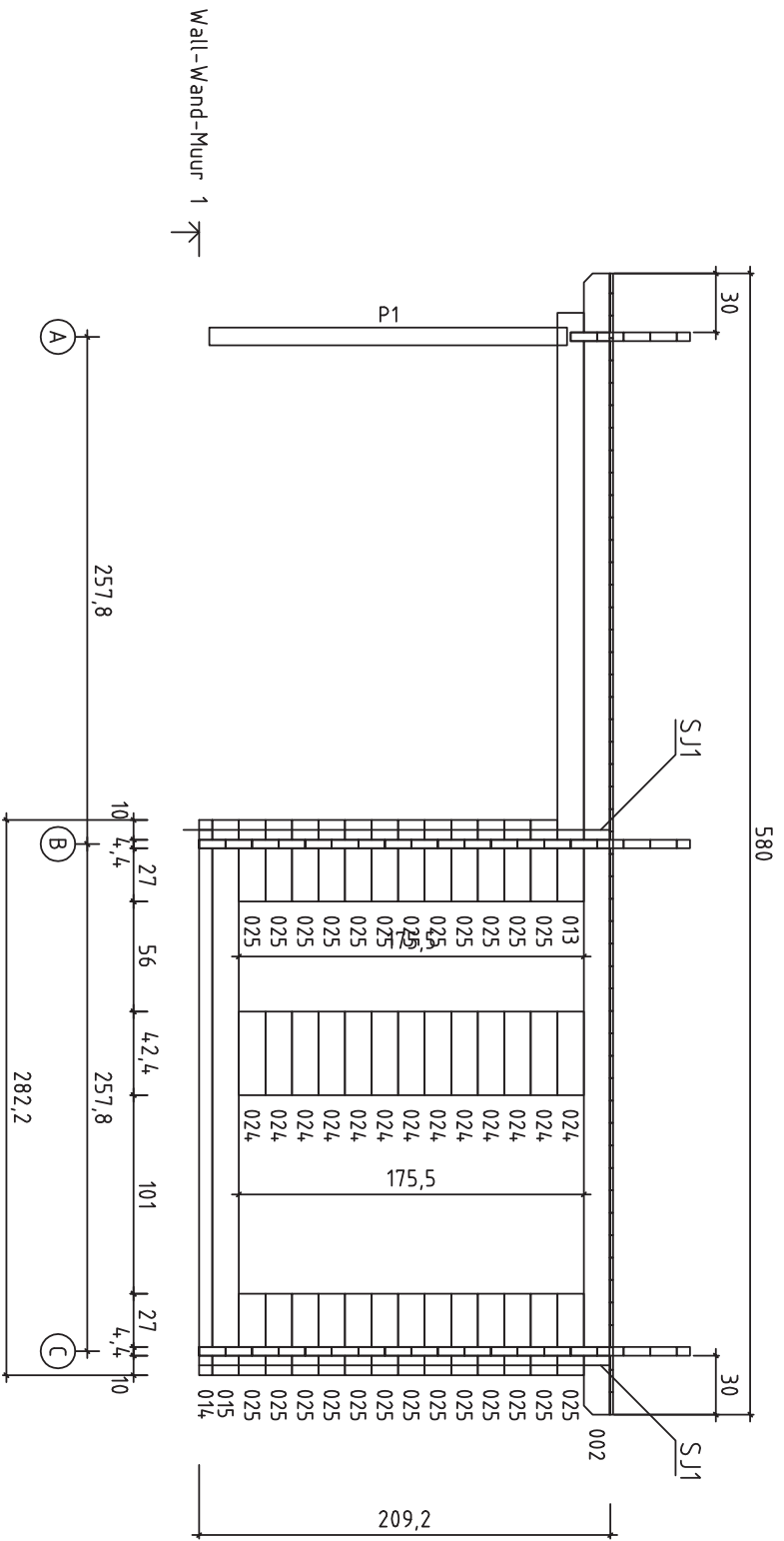
House	Mimer-4,4	Sheet	3
Drawing	WALL-WAND-MUUR A	Scale	1:35
Material	4,4x13,5	Date	25.10.2019
Drawer	K.K.	File	Mimer-4,4.dwg



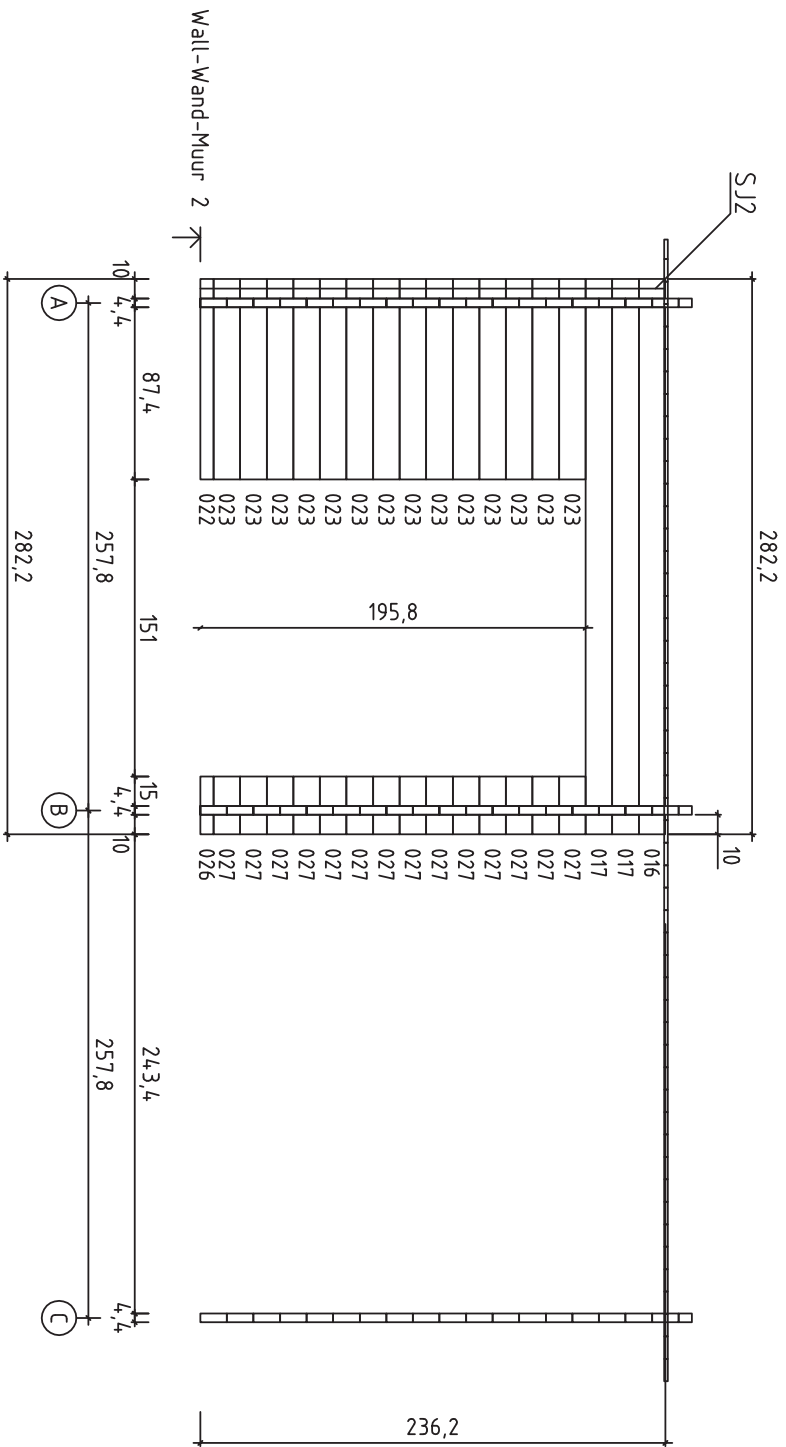
House	Mimer-4,4	Sheet	4
Drawing	WALL-WAND-MUUR B	Scale	1:35
Material	4,4 x 13,5	Date	25.10.2019
Drawer	K.K.	File	Mimer-4,4.dwg



House	Mimer-4,4	Sheet	5
Drawing	WALL-WAND-MUUR C	Scale	1:35
Material	4,4 x 13,5	Date	25.10.2019
Drawer	K.K.	File	Mimer-4,4.dwg

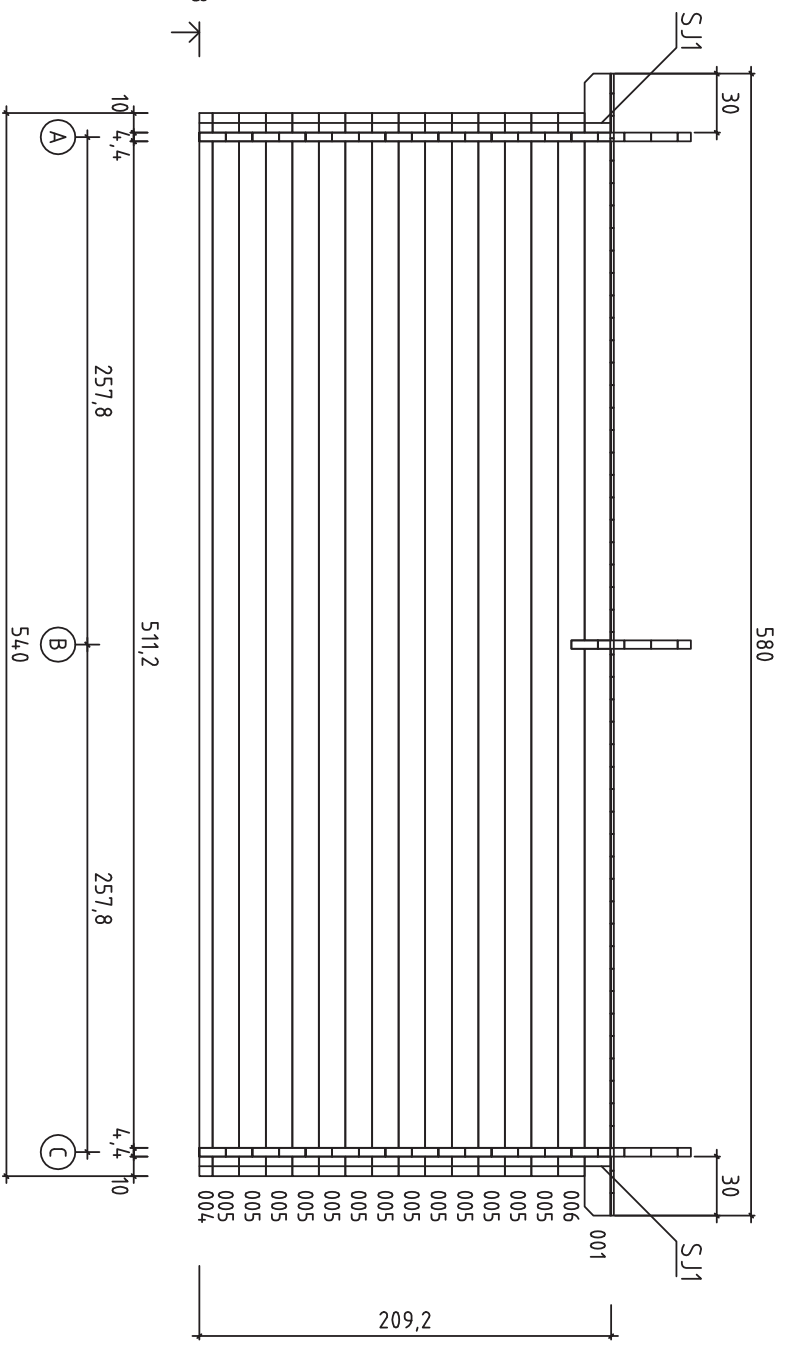


House	Mimer-4,4	Sheet	6
Drawing	WALL-WAND-MUUR 1	Scale	1:35
Material	4,4 x 13,5	Date	25.10.2019
Drawer	K.K.	File	Mimer-4,4.dwg

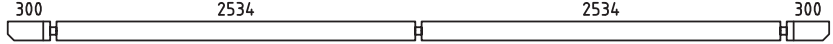
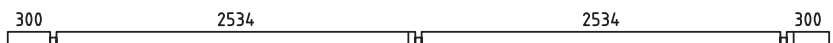



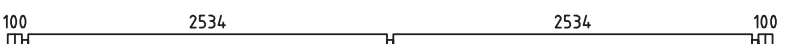















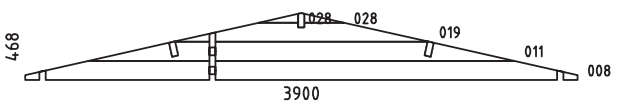
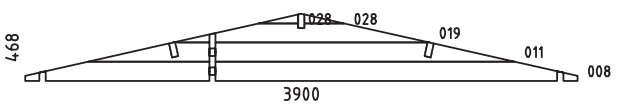


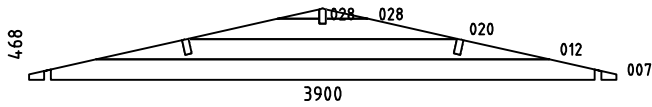


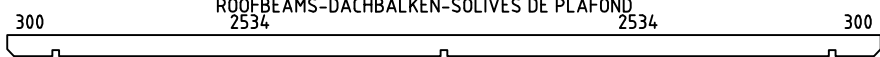
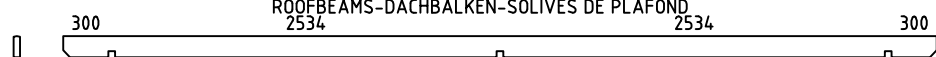












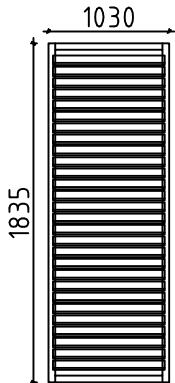
House	Mimer-4,4	Sheet	7
Drawing	WALL-WAND-MUUR 2	Scale	1:35
Material	4,4x13,5	Date	25.10.2019
Drawer	K.K.	File	Mimer-4,4.dwg

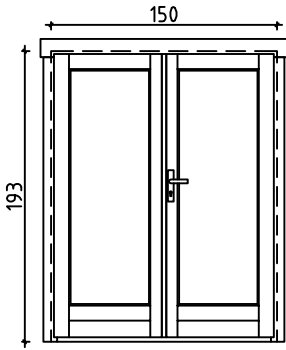
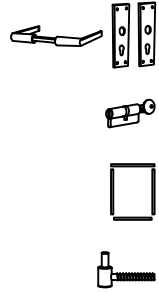
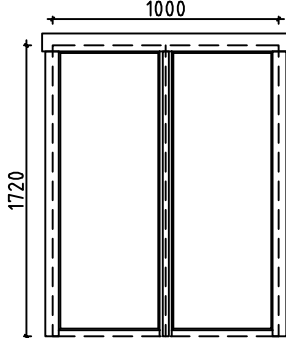
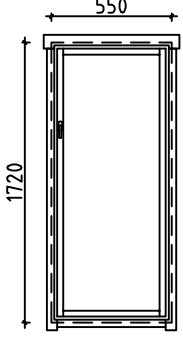
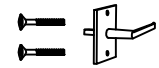
Wall-Wand-Muur 3 ↗



House	Mimer-4,4	Sheet	8
Drawing	WALL-WAND-MUUR 3	Scale	1:35
Material	4,4 x 13,5	Date	25.10.2019
Drawer	K.K.	File	Mimer-4,4.dwg

Pos	Specification-Bestimmung-Omschrijving Mimer-44	Pcs	Profile (mm)	L (mm)
001		1	44x135	5800
002		1	44x135	5800
003	SPARE BEAM-ERZATZBOHLE-VOORRAADPLANK 	1	44x135	5800
004		1	44x68	5400
005		13	44x135	5400
006		1	44x135	5400
009		15	44x135	3900
010		2	44x135	3900
013		1	44x135	2992
014		1	44x68	2822
015		1	44x135	2822
016		1	44x134	2822
017		2	44x135	2822
018		14	44x135	2700
021		14	44x135	1444
022		1	44x68	1018
023		14	44x135	1018
024		13	44x135	424
025		25	44x135	414
026		1	44x68	294
027		14	44x135	294
WA-1		1	44x468	3900
WB-1		1	44x468	3900
Kood	Mimer-44	Materjal	File Mimer-44.dwg	Leht 9

Pos	Specification-Bestimmung-Omschrijving Mimer-44	Pcs	Profile (mm)	L (mm)
WC-1		1	44x468	3900
SH	HIT BLOCK-SCHLAGHÖLZER-MADRIERS D'ASSEMBLAGE 	2	44x135	300
P1	POST-PFOSTEN-POTEAU 	1	90x90	1820
RB1	ROOFBEAMS-DACHBALKEN-SOLIVES DE PLAFOND 	2	43x140	5800
RB2	ROOFBEAMS-DACHBALKEN-SOLIVES DE PLAFOND 	1	43x140	5800
R1	ROOFBOARD/DACHBRETTER/KATTOLAUTA  88mm or-oder-ou 114mm	133+1 102+1	18x88 18x114	2210
GB	GABLE BOARD-GIEBELBLENDE-PLANCHE DE RIVE 	4	18x120	2310
EB	EAVE BOARD-TRAUFBRETT-LATTES SOUS VOLIGES 	4	18x120	2900
ES	EAVE SLAT-TRAUFELEISTE- Baguettes pour fixer les lattes sous voliges 	4	30x40	2900
RFF	ROOF FELT FILLET-GIEBELLEISTE- Baguettes pour fixer les planches de rive 	4	18x70	2310
D	DIAMOND-RAUTE-ELEMENT DE DECORATION 	2	18x90	200
SJ1	SCREW JOINT-GEWINDESTANGE -STELSCHROEF 	4	M10	2130
SJ2	SCREW JOINT-GEWINDESTANGE -STELSCHROEF 	1	M10	2400
SC1	STEEL CORNER-STAHL ECKE-STALEN HOEK 	2	35x130	35
	SCREWS-SCHRAUBEN-SCHROEF FOR-FÜR-VOOR SC1 	2	ø6.0	40
	WASHER-SCHEIBE-SCHIJF FOR-FÜR-VOOR SC1 	2	ø6.0	18
PR	REGULATING BOLT-REGULIERUNGSBOLZEN-Elément de fixation pour poteau 	1		
FL1	FRAME-ZARGEN-FRAME 	1	1030	1835

Pos	Specification-Bestimmung-Omschrijving Mimer-44	Pcs	Profile (mm)	L (mm)
	<p>DOUBLEDOOR-DOPPELTÜR-DUBBELE DEUR (right-rechts-rechts)</p>  <p>AST_ISO_PL_KAR</p>	<p>P</p> <p>1</p> <p>1</p> <p>1</p> <p>1</p> <p>6</p> 	<p>1500</p>	<p>1930</p>
	<p>WINDOW-FENSTER-VENSTER (closed-feststehend-gesloten) AST_ISO_KAR</p> 	<p>1</p>	<p>1000</p>	<p>1720</p>
	<p>WINDOW-FENSTER-VENSTER (right-rechts-rechts)</p>  <p>AST_ISO_KAR</p>	<p>P</p> <p>1</p> <p>1</p> 	<p>550</p>	<p>1720</p>
Kood	Mimer-44	Materjal	File	Mimer-44.dwg
Leht	11			