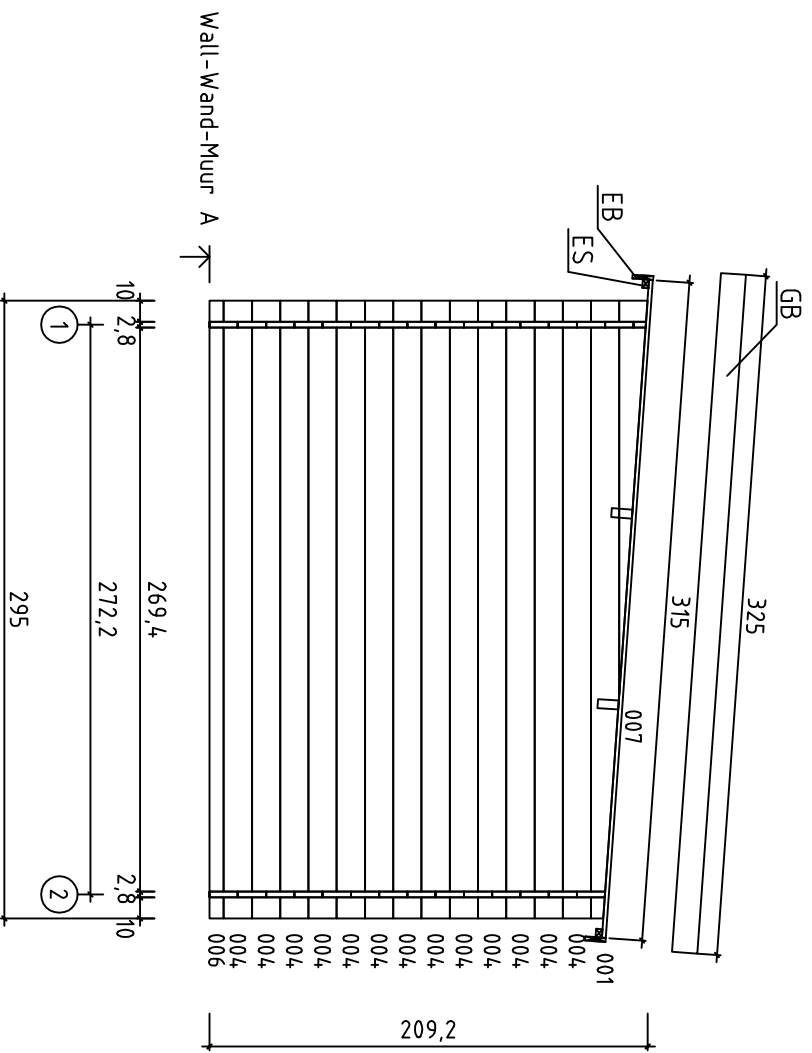
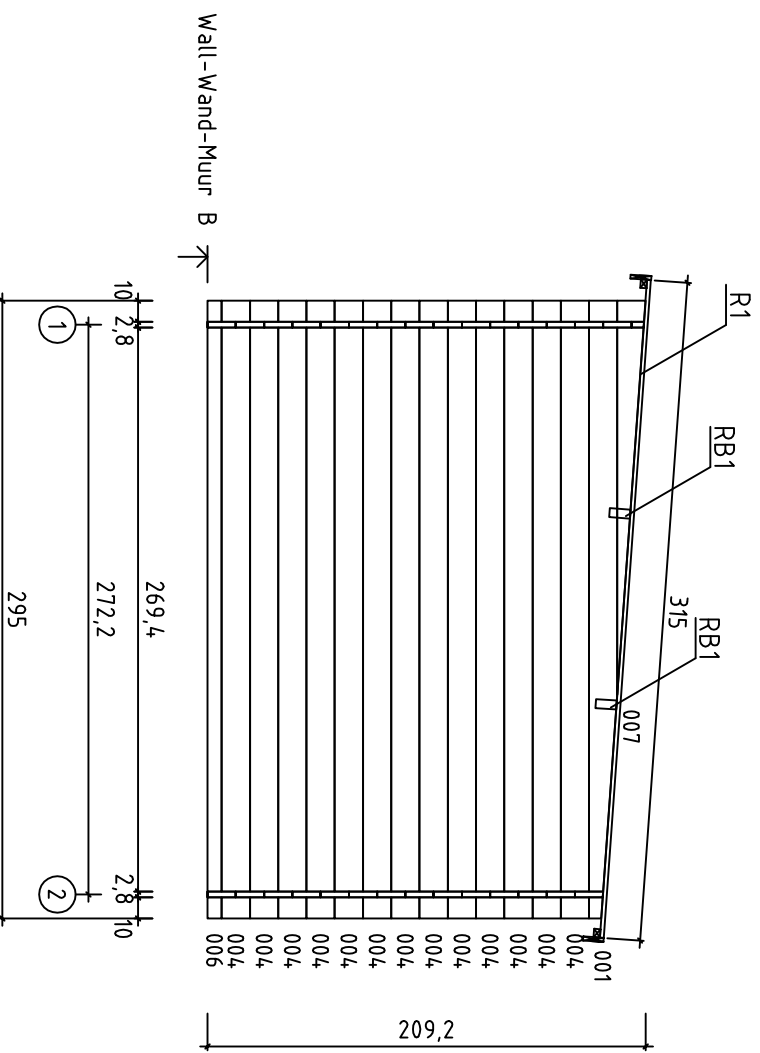


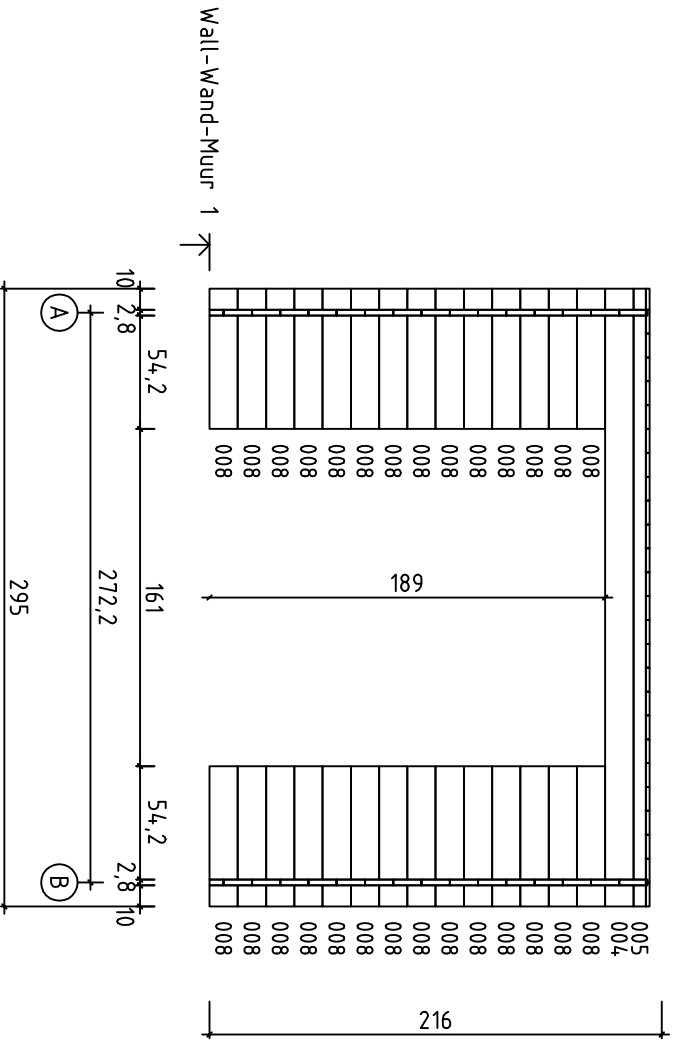
House	Heimdal-28	Sheet	2
Drawing	Plan	Scale	1:35
Material	28x135	Date	22.10.2019
Drawer	K.K.	File	Heimdal-28.dwg



House	Heimdal-28	Sheet	3
Drawing	WALL - WAND - MUUR A	Scale	1:35
Material	2.8x13.5	Date	22.10.2019
Drawer	K.K.	File	Heimdal-28.dwg

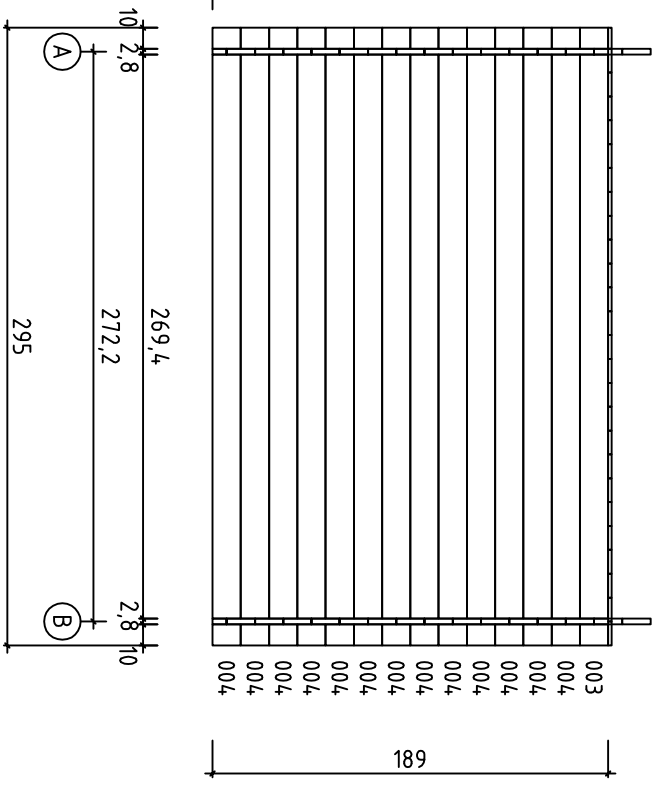


House	Heimdal-28	Sheet	4
Drawing	WALL - WAND - MUUR B	Scale	1:35
Material	2.8x13.5	Date	22.10.2019
Drawer	K.K.	File	Heimdal-28.dwg


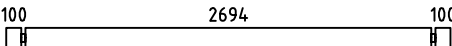
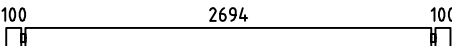
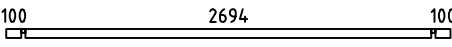
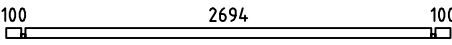
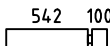

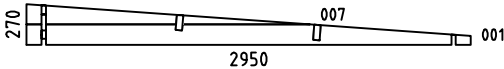
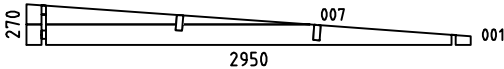
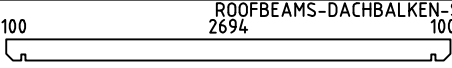







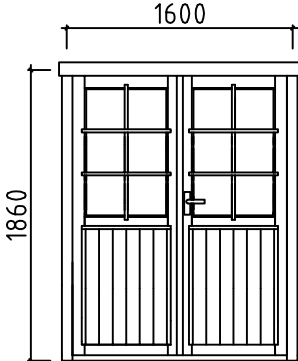








House	Heimdal-28	Sheet	5
Drawing	WALL - WAND - MUUR 1	Scale	1:35
Material	2.8x13.5	Date	22.10.2019
Drawer	K.K.	File	Heimdal-28.dwg

Wall-Wand-Muur 2 ↗



House	Heimdal-28	Sheet	6
Drawing	WALL - WAND - MUUR 2	Scale	1:35
Material	2.8x13.5	Date	22.10.2019
Drawer	K.K.	File	Heimdal-28.dwg

Pos	Specification-Bestimmung-Omschrijving Heimdal-28	Pcs	Profile (mm)	L (mm)		
002	SPARE BEAM-ERZATZBOHLE-VOORRAADPLANK 	1	28x135	2950		
003		1	28x135	2950		
004		40	28x135	2950		
005		1	28x60	2950		
006		2	28x68	2950		
008		28	28x135	670		
SH	HIT BLOCK-SCHLAGHÖLZER-MADRIERS D'ASSEMBLAGE 	2	28x135	300		
WA-1		1	28x270	2950		
WB-1		1	28x270	2950		
RB1	ROOFBEAMS-DACHBALKEN-SOLIVES DE PLAFOND 	2	43x140	2950		
R1	ROOFBOARD/DACHBRETTER/KATTOLAUTA  88mm or-oder-ou 114mm	34+1 26+1	18x88 18x114	3150		
GB	GABLE BOARD-GIEBELBLENDE-PLANCHE DE RIVE	2	18x120	3250		
EB	EAVE BOARD-TRAUFBRETT-LATTES SOUS VOLIGES 	2	18x120	2950		
ES	EAVE SLAT-TRAUFFENLEISTE- Baguettes pour fixer les lattes sous voliges 	2	30x40	2950		
RFF	ROOF FELT FILLET-GIEBELLEISTE- Baguettes pour fixer les planches de rive 	1 2	18x70	2950 3250		
SS1 SS2	STORM SLAT-STURMLEISTE-STORMLIJST 	2 2	35x18	2050 1900		
	SCREWS-SCHRAUBEN-SCHROEF (FOR-FÜR-VOOR STORM SLAT-STURMLEISTE-STORMLIJST) 	12	∅6	50		
	WASHER-SCHEIBE-SCHIJF (FOR-FÜR-VOOR STORM SLAT-STURMLEISTE-STORMLIJST) 	12	∅6			
	DOUBLEDOR-DOPELTÜR-DUBBELE DEUR (right-rechts-rechts)  AST_PL  P.P.     	6 1 1 1 1 2	1600	1860		
Kood	Heimdal-28	Materjal	File	Heimdal-28.dwg	Leht	7