

AMERICAN *vs* BRITISH:

How Weddings Differ Across the Pond

The most anticipated wedding of 2018, Meghan Markle and Prince Harry's nuptials will be undoubtedly 'royal' but also personalized to reflect their passions, cultures and traditions – think lemon elderflower wedding cake over the traditional British fruit cake.

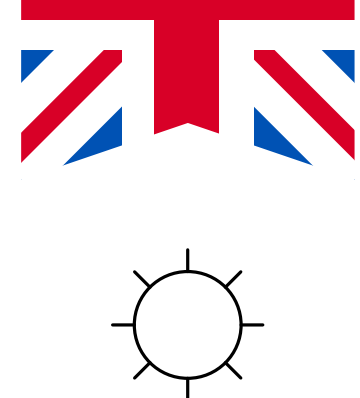
Since Meghan and Harry hail from opposite sides of the Atlantic, WeddingWire took a look at our U.S and U.K couples to compare differences and identify similarities when it comes to engagement happenings, planning behaviors and celebration trends – hint: the U.S might 'win' when it comes to traditions like proposing on one knee, but the U.K pulls ahead in pre-wedding celebrations like hen parties and stags dos (known as bachelor and bachelorette parties in the U.S).

WEDDING BASICS



Fall

15% October
15% September



Summer

19% August
17% September

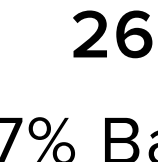
Most popular months to marry

67%




Married on Saturday

57%



16% Historic home/building
15% Private club (golf, country)
10% Hotel



Top 3 reception locations

26% Hotel
17% Banquet Hall
16% Restaurant



31 Bride 33 Groom




Age of bride/groom

33 Bride 34 Groom



127




Average # of guests

85



\$27,000



Average cost (excluding engagement ring and honeymoon)


£16,000
(US \$ = \$23,000)



ENGAGEMENT & PRE-WEDDING



67%




Parents approached ahead of engagement

49%



76%




One person got on one knee to propose

65%



73% diamond




Types of stones

83% diamond




86%




Announced engagement via social media

65%




54%



Setup a wedding hashtag

18%

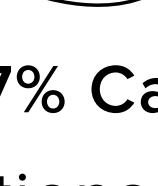


61% National Retailer
48% Online-only Retailer
35% Cash
30% Honeymoon
6% Charity



Type of Registry

57% Cash
27% National Retailer
19% Online-only retailer
18% Honeymoon
10% Charity

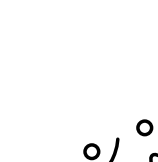


73%




Had a Bachelorette / Bachelor Stag Do / Hen Party


86%



WEDDING DAY TRADITIONS & HONEYMOON




24%



Ceremony held in place of worship

27%



72%



Father of one/both of the couple escorted down the aisle

72%




19%



Had a unique entrance or exit to the reception (fireworks, getaway on motorcycle, etc)

9%




87%

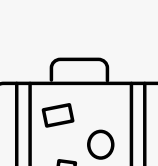


Couple performed first-dance

85%



67%




DJ performed at the reception

51%



80%

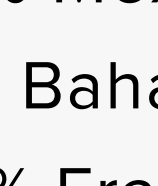


Went on a honeymoon

73%

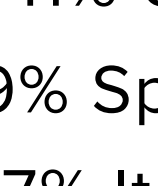


56% within U.S.
8% Mexico
6% Bahamas
3% France




Top destinations for honeymoon

15% within UK
11% US
9% Spain
7% Italy



16%




Destination weddings

6%



FOOD & DRINK



75%



Served wedding cake

84%




20%




Served a late-night snack

64%




51%



Had a champagne toast

77%



82%



Had a cake cutting ceremony

76%



68%




Provided an open bar

18%




23%




Had a signature cocktail

10%



56%




Provided guests with dessert other than wedding cake

78%



WEDDING ATTIRE / DRESS



80%

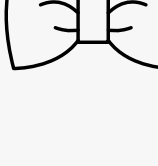


At least one of the couple wore white

74%




12%



Wore multiple outfits / gowns during day

7%



63%



Groom(s) dressed in a suit or more casual than a tuxedo

73%



59%




Bridesmaid dresses: different dress / styles

26%




31%

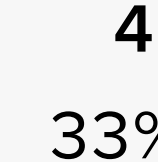


Bridesmaid dresses: different colors

16%

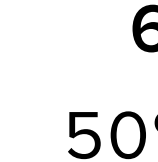


7%

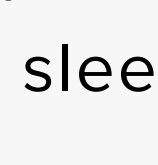


Wore a tiara

22%



44% lace
33% beading
27% sexy back detail
16% sleeves



Dress details

66% lace
50% beading
30% sexy back details
17% sleeves

