

AWS CloudUp

Registration process

Digital Product Team
digital@lumifygroup.com

SYDNEY CAMPUS
Level 24, 477 Pitt Street
Sydney NSW 2000

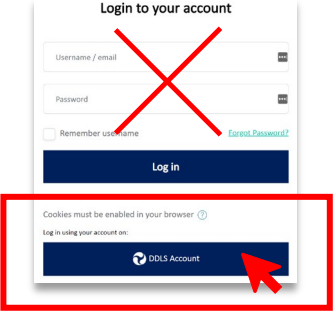

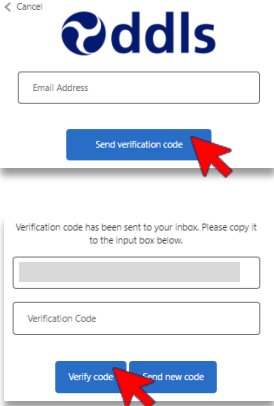
POSTAL
PO BOX K975 Haymarket
NSW 1240

DDL5 AUSTRALIA PTY LTD
TRADING AS LUMIFY GROUP
ABN 55 133 222 241
ACN 133 222 241

LUMIFYGROUP.COM
1800 853 276

This guide will provide you with the instructions required to register to the AWS CloudUp – Cloud Practitioner Essentials Program. If you have any questions or issues, please contact our team at digital@lumifygroup.com.

STEP 1: CREATE YOUR ACCOUNT

<p>A. Go to this link to access our learning management system, Digital Hub.</p> <p>Click on DDLS Account at the bottom of the image below.</p> <p>! IMPORTANT: Note that you will always access Digital Hub by clicking on the DDLS Account button.</p>	
<p>B. If you already have a DDLS account, please add your details and click on Sign in. You can skip to Step 2 below.</p> <p>C. If you don't have a DDLS account, click on Sign up now at the bottom of the page to create your account.</p>	
<p>D. To create a new account, please add your email address and click on Send verification code.</p> <p>You will receive an email with your DDLS account email verification code. Please insert the code in the field and click on Verify code.</p>	

<p>E. Insert your details and click on Create to generate your account.</p>	
--	--

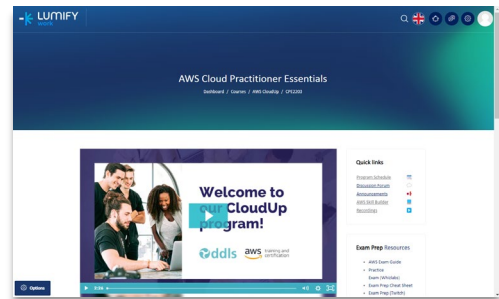
STEP 2: COMPLETE THE PAYMENT VIA CREDIT CARD

<p>A. After your account is created, go to this link: https://digitalhub.lumifywork.com/course/view.php?id=31.</p> <p>In the Payment section, click on Buy Now.</p>	
---	--

<p>B. Complete the payment via credit card and click on Pay.</p>	
---	--

- C. You should now be enrolled to your AWS Cloud Practitioner Essentials course!

Please note: The content of your course will only be available on the start date of the program.



See you on Day 1 of the program,

AWS & Lumify Work CloudUp Team

digital@lumifygroup.com