

Anchor[®]



Contemporary Doily wall decor



AnchorCrafts.com

[f](#) [@](#) [p](#) @anchorcrafting

Designed by Anchor Studio

Design No.: 0022421-00001-12

MEZ Needlecraft GmbH, 2022. All Rights Reserved.



Anchor Freccia 6 – 50 g – Art. N° 4771012 - * (Colour n°)

Expert 



80 x 130cm



1x *00666; 1x *00632; 1x *00128; 1x *00671; 1x *00875; 1x *00582



2 mm



N° 20

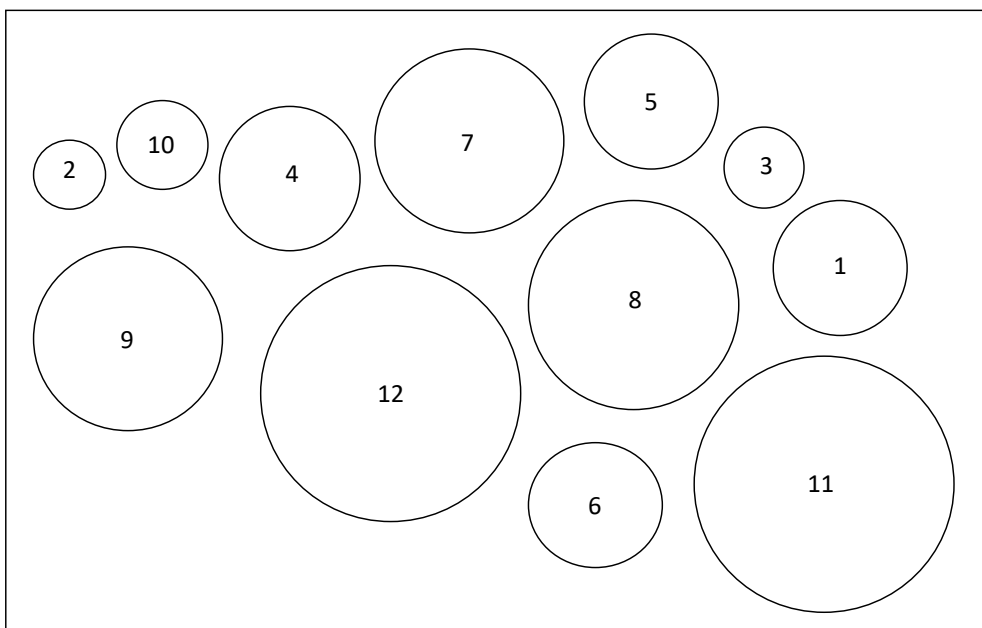
Contemporary Doily wall decor


INSTRUCTIONS

Work the doilies according to the charts using the colour of your choice.

FINISHING OFF

Paste them on a panel using spray glue by arranging them as you like.





Ø 19 cm



1x *00875



N° 1,25



Sewing needle no.7
Needle with ball point no.18

CHART 1 - DOILY 1












CHART KEY

-  begin
-  end
-  chain
-  slip stitch
-  double crochet
-  treble
-  2 treble crochet in the same stitch
-  3 treble crochet in the same stitch



Ø 9 cm



1x *00632



N° 1,25



Sewing needle no.7
Needle with ball point no.18

CHART 2 - DOILY 2

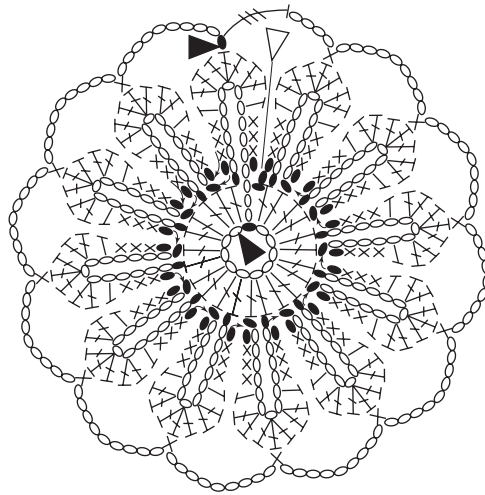










CHART KEY

-  begin
-  end
-  chain
-  slip stitch
-  double crochet
-  treble
-  2 treble crochet in the same stitch
-  3 treble crochet in the same stitch



Ø 20,5 cm



1x *00666



N° 1,25



Sewing needle no.7
Needle with ball point no.18

CHART 3 - DOILY 3

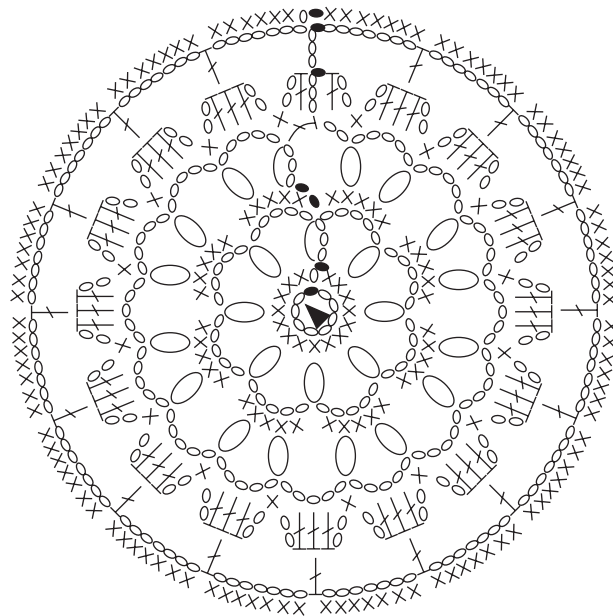










CHART KEY

-  begin
-  end
-  chain
-  slip stitch
-  double crochet
-  treble
-  bobble : 5 treble crochet at the same stitch. Leave the last loop on hold and remove the hook. Insert the hook from front to back through top of first treble, place dropped loop on hook, yarn over and pull through stitches over hook and close with 1chain



Ø 20,5 cm



1x *00632



N° 1,25



Sewing needle no.7
Needle with ball point no.18

CHART 4 - DOILY 4













CHART KEY

-  begin
-  end
-  chain
-  slip stitch
-  double crochet
-  treble
-  double treble
-  bobble: 3 treble crochet off together in the same stitch



Ø 19,5 cm



1x *00128



N° 1,25



Sewing needle no.7
Needle with ball point no.18

CHART 5 - DOILY 5

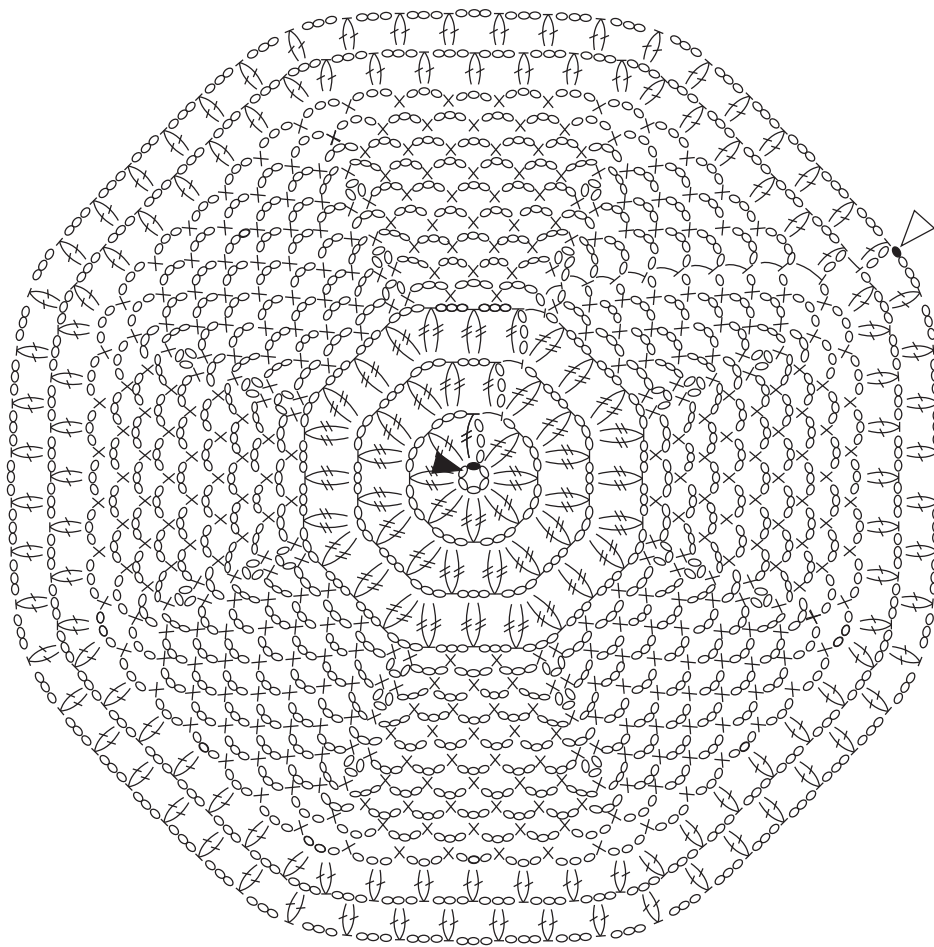












CHART KEY

-  begin
-  end
-  chain
-  slip stitch
-  double crochet
-  treble
-  2 treble crochet off together
-  double treble
-  2 double treble crochet off together



Ø 19,5 cm



1x *00875



N° 1,25



Sewing needle no.7
Needle with ball point no.18

CHART 6 - DOILY 6

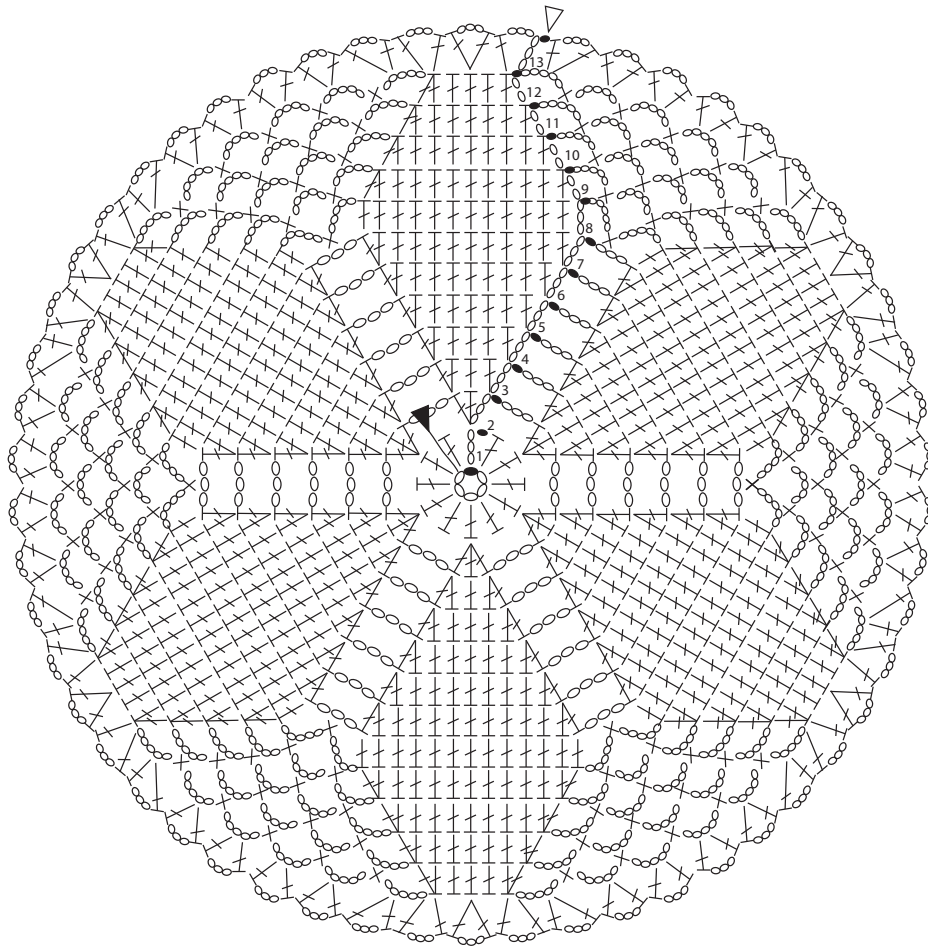












CHART KEY

-  begin
-  end
-  chain
-  slip stitch
-  double crochet
-  treble
-  2 treble crochet off together
-  2 treble crochet in the same stitch
-  3 treble crochet in the same stitch



Ø 27 cm



1x *00671



N° 1,25



Sewing needle no.7
Needle with ball point no.18

CHART 7 - DOILY 7

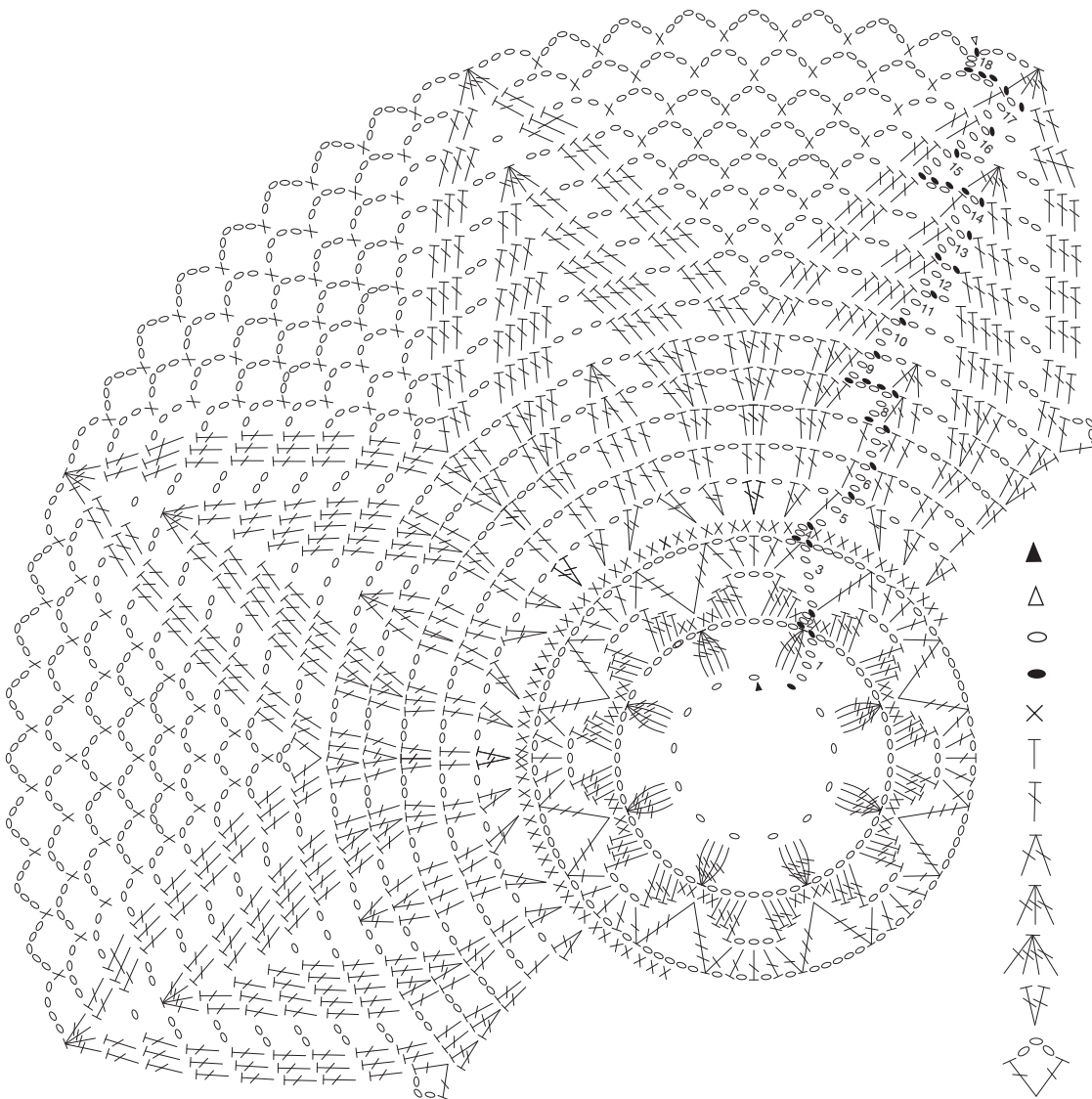



CHART KEY

- ▲ begin
- △ end
- chain
- slip stitch
- × double crochet
- ┆ half treble
- ┆ Treble
- ┆ 2 treble crochet off together
- ┆ 3 treble crochet off together
- ┆ 4 treble crochet off together
- ┆ 2 treble crochet in the same stitch
- ┆ 1 treble crochet, 3 chains and 1 treble crochet in the same stitch
- ┆ 4 double crochet off together
- ┆ double treble
- ┆ triple treble
- ┆ 1 treble crochet and 1 triple treble off together, 5 chains, 1 triple treble and 1 treble crochet off together



Anchor Freccia 6 – 50 g – Art. N° 4771012 - * (Colour n°)

Expert 



Ø 27 cm



1x *00632



N° 1,25



Sewing needle no.7
Needle with ball point no.18

CHART 8 - DOILY 8

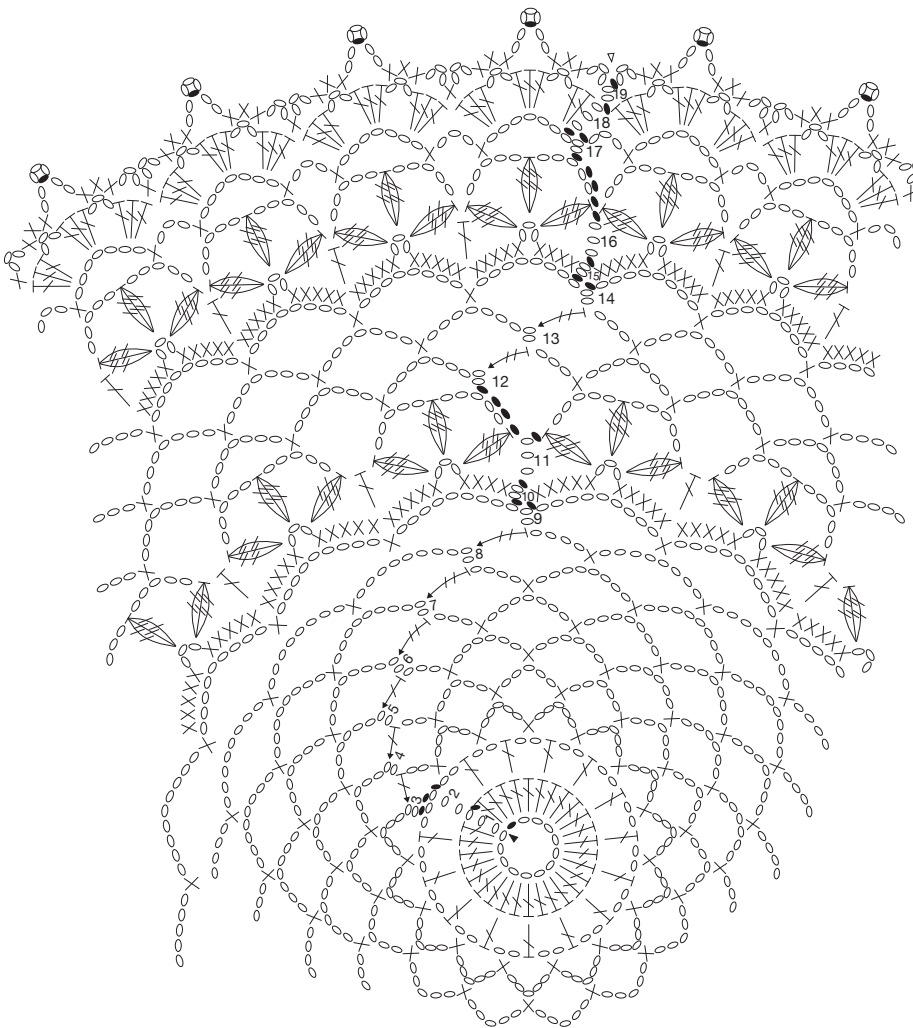














CHART KEY

-  begin
-  end
-  chain
-  slip stitch
-  double crochet
-  treble
-  treble to top of 2 chains at beg of round
-  treble to top of 2 chains at beg of round
-  3 double treble crochet off together
-  double treble to top of 2 chains at beg of round
-  picot



Anchor Freccia 6 – 50 g – Art. N° 4771012 - * (Colour n°)

Expert



Ø 28 cm



1x *00582



N° 1,25

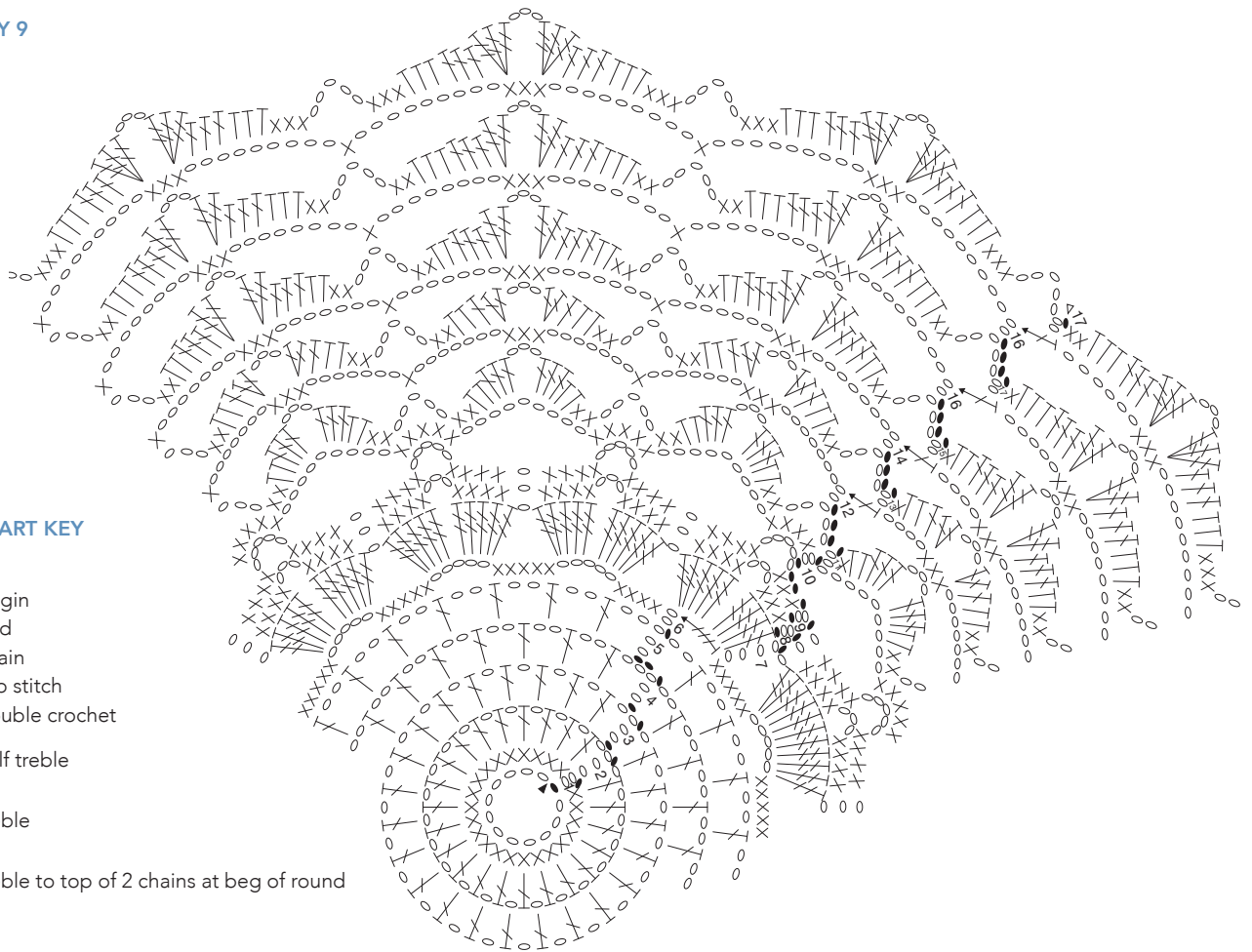



Sewing needle no.7
Needle with ball point no.18

CHART 9 - DOILY 9

CHART KEY

- ▲ begin
- △ end
- chain
- slip stitch
- × double crochet
- ┆ half treble
- ┆ treble
- ┆ treble to top of 2 chains at beg of round
- ↓
- ┆┆ 2 treble crochet in the same stitch
- ┆┆┆ 3 treble crochet in the same stitch
- ┆┆ double treble
- ┆┆┆ 2 double treble crochet in the same stitch
- ┆┆┆┆ 3 double treble crochet in the same stitch
- ┆┆┆┆ triple treble to top of 2 chains at beg of round





Ø 12 cm



1x *00128



N° 1,25



Sewing needle no.7
Needle with ball point no.18

CHART 10 - DOILY 10

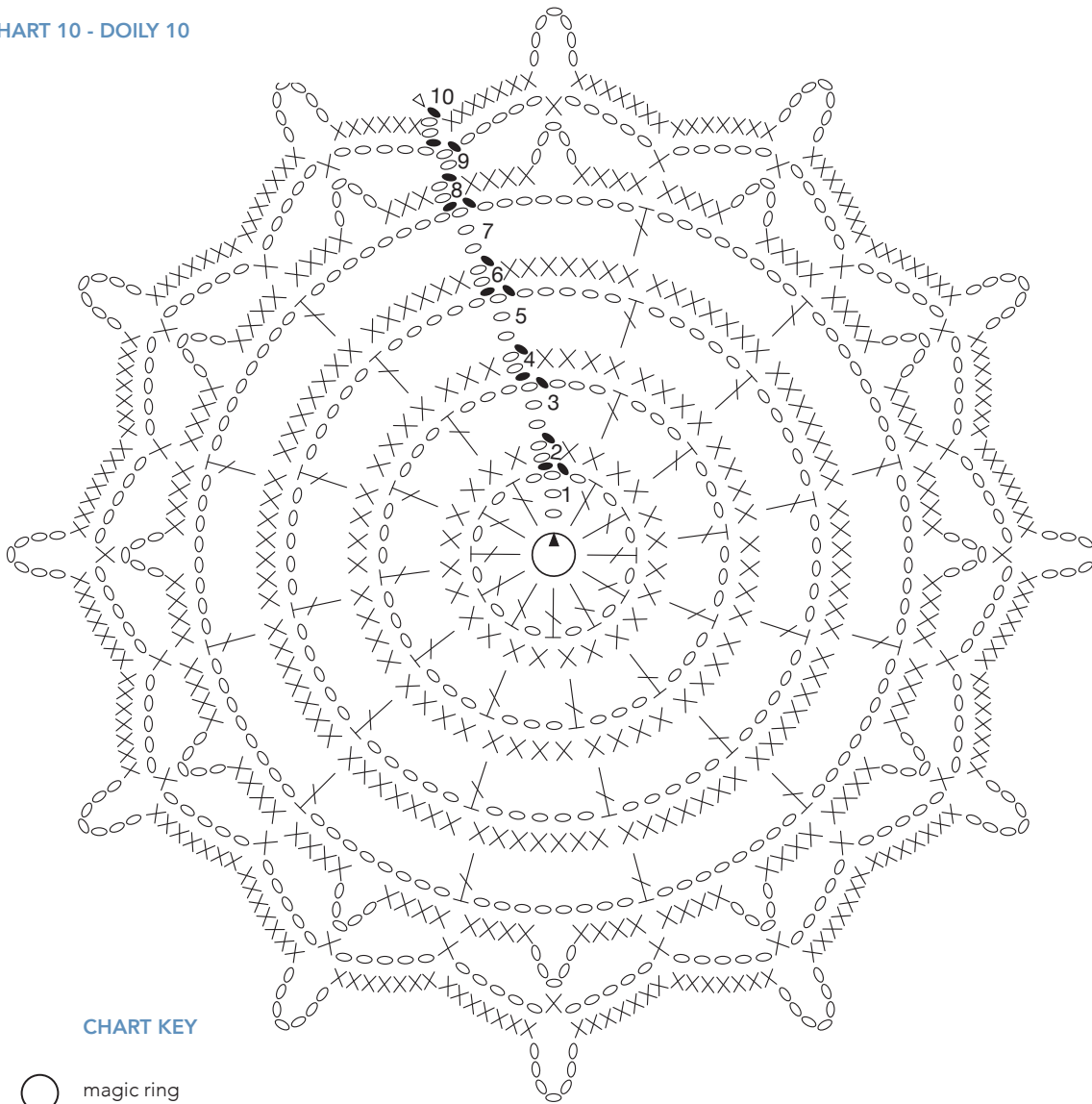




CHART KEY

-  magic ring
-  begin
-  end
-  chain
-  slip stitch
-  double crochet
-  treble



30 cm



1x *00671



N° 1,25



Sewing needle no.7
Needle with ball point no.18

CHART 11 - DOILY 11

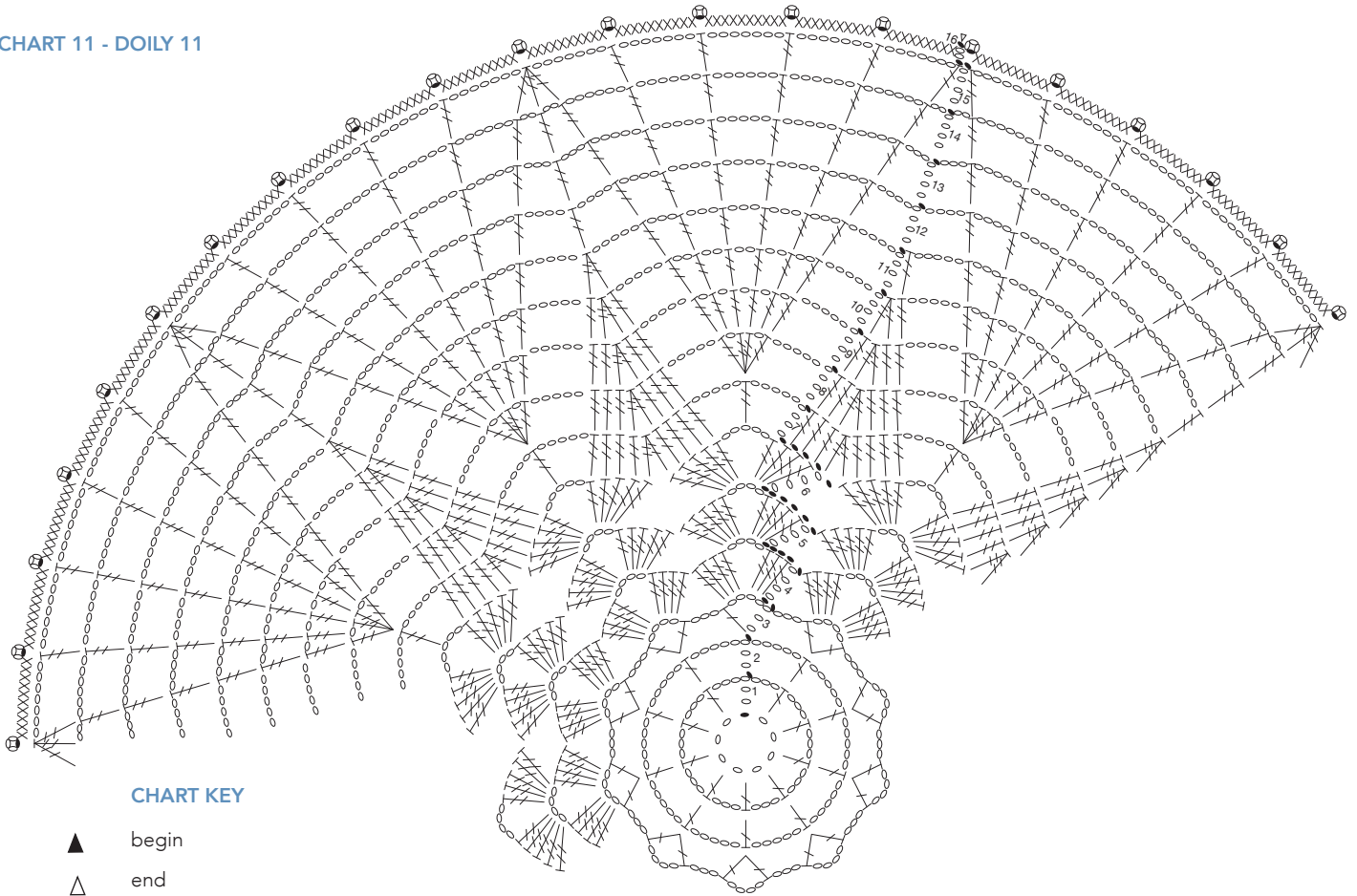









CHART KEY

- ▲ begin
- △ end
- chain
- slip stitch
- × double crochet
- ┆ treble
-  1 treble, 4 chains and 1 treble in the same stitch
-  double treble
-  (1 double treble, 1 chain, 2 double treble, 1 chain, 1 double treble) in the same stitch
-  2 double treble off together
-  3 double treble off together
-  picot



Anchor Freccia 6 – 50 g – Art. N° 4771012 - * (Colour n°)

Expert



30 cm



1x *00666



N° 1,25



Sewing needle no.7
Needle with ball point no.18

CHART 12 - DOILY 12

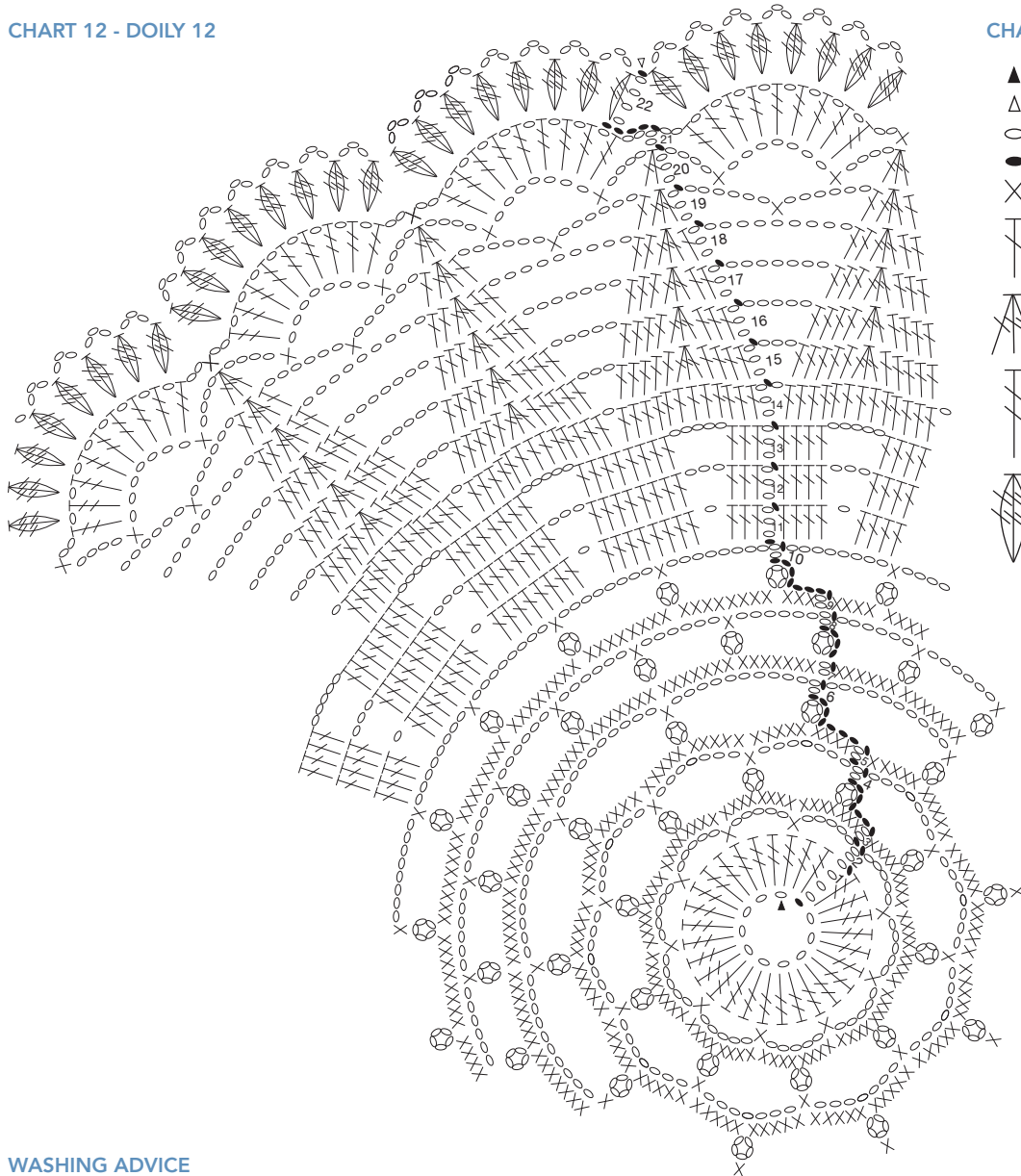


CHART KEY

- ▲ begin
- △ end
- chain
- slip stitch
- × double crochet
- ┆ treble
- ┆ 3 treble crochet off together
- ┆ double treble
- ┆ 3 double treble crochet cluster together

WASHING ADVICE

Always wash in the hottest temperature as possible - up to the temperature recommended, with a short spin. Use a lot of water if hand washing. For darker colours we recommend the use of discolouration sheets.

Do not bleach.

Do not tumble dry. Drip-dry on a horizontal surface.

Iron on a hot temperature setting using a damp cloth.

Professional dry cleaning in tetrachloroethylene.

Do not use optical brighteners (or any detergent containing optical brighteners).

Patterns & Content Copyright © Anchor (MEZ Needlecraft GmbH)

All rights reserved. No part of this publication may be reproduced, stored in a retrieval system or transmitted in any form or by any means, electronic, mechanical, photocopying, recording or otherwise, without the permission of the copyright owner. Designs may not be made for resale. Extracts and image use must be approved with written permission from the copyright owner.

MEZ Needlecraft GmbH · Hauptstraße 78 · D-79336 Herbolzheim, Germany · AnchorCrafts.com