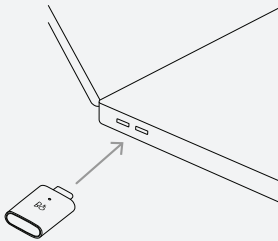


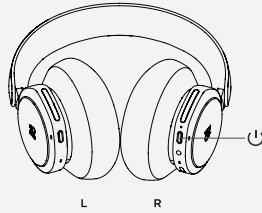
I.

INSERT DONGLE IN COMPUTER



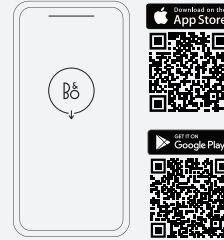
II.

TURN ON YOUR BEOCOM PORTAL WITH A SINGLE PRESS



III.

SET UP IN THE BANG & OLUFSEN APP



IV.

READY TO WORK



BANG & OLUFSEN APP

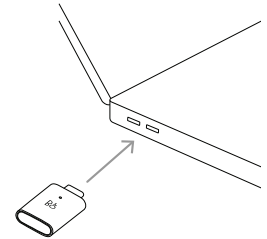
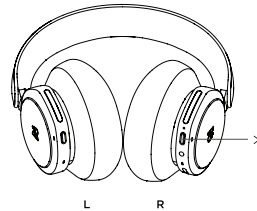


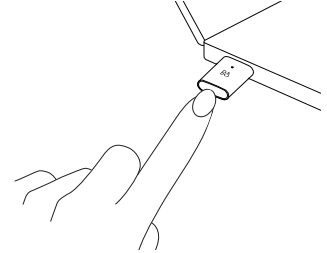
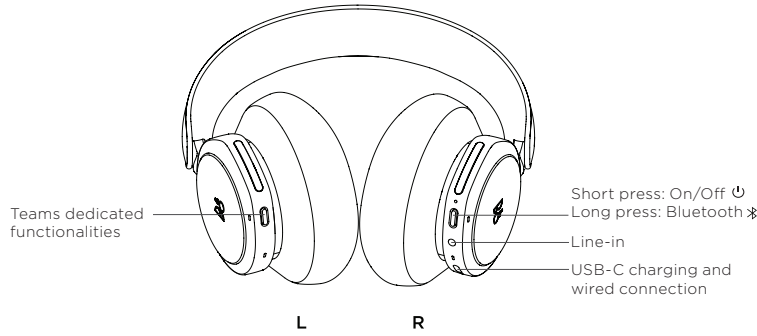
Product settings, feature updates, and software updates



Beasonic

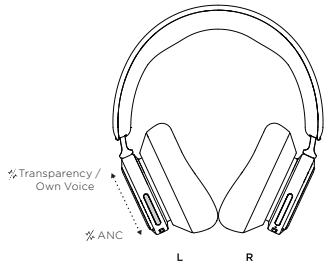
AUTOMATIC PAIRING



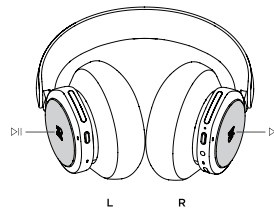


- Long press (blinking blue light): Pairing
- Single press: Search and cancel pairing


### DAILY USE



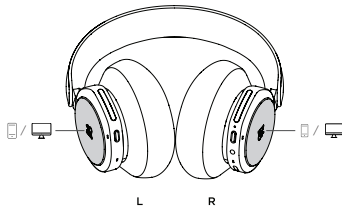
**Active Noise Cancellation / Transparency or Own Voice**  
Swipe



**Play / Pause**  
●● Double tap

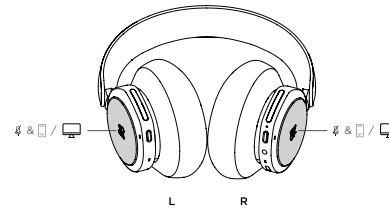


**Volume**  
Swipe



#### Call

- Accept ●● Double tap
- Reject Tap and hold



#### In Call

- Mute/Unmute ●● Double tap
- End call Tap and hold