



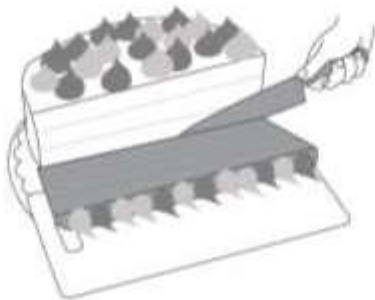
## How to cut tall cakes – 4 Layer cakes




1. Place a chopping board or a plate against your cake as support
- 




2. Slice your cake in the width of your choice all the way to the bottom of the cake.
- 



3. Gently lay the cut slice of cake on the chopping board or your plate.
- 



4. Cut the long slice of cake into individual slices. ( if you want tall slices you can serve these individual slices) or follow Step 5
- 



5. You can further cut the individual slices into half horizontally to serve more slices

Above pictures are for reference purpose only

The Vanilla Pod Patisserie