

VALO™
O R T H O


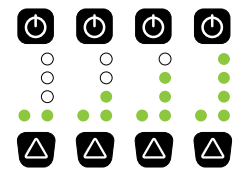
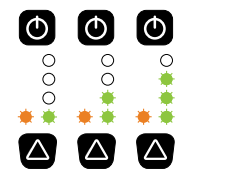



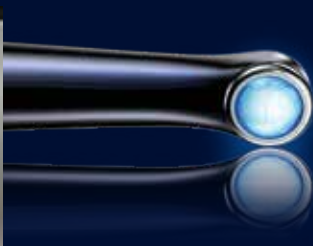
SUGGESTED CURING TIMES

STANDARD

XTRA POWER

XTRA POWER QUADRANT

POWER (mW/cm ²)	1200* ●	3200† ☀	3200† ☀
 <p>POWER BUTTON</p> <p>TIMING INTERVAL LIGHTS</p> <p>MODE/STATUS LIGHT</p> <p>TIME/MODE CHANGE BUTTON</p>	 <p>5 sec. 10 sec. 15 sec. 20 sec.</p>	 <p>1 sec. 2 sec. 3 sec.</p>	 <p>5 consecutive bursts at 3 seconds each</p> <p>3 sec.</p>
METAL & CERAMIC BRACKETS (CURE TIME PER BRACKET)	1 X 10 SECONDS	2 X 3 SECONDS	2 X 3 SECONDS
RESTORATIVE CURING (2MM INCREMENTS)			
PER LAYER	1 X 10 SECONDS	1 X 3 SECONDS	—
FINAL CURE	2 X 10 SECONDS	2 X 3 SECONDS	—



*As measured by a properly calibrated Demetron® LED Radiometer
†As measured by an integrating sphere

Please refer to the light cured materials' Manufacturer Instructions for Use before curing with the VALO light.

VALO Ortho curing light on Xtra Power setting demonstrates that one 3-second exposure directly over the labial face of the bracket, followed later by a second exposure for a total of 6 seconds, is all that is required.