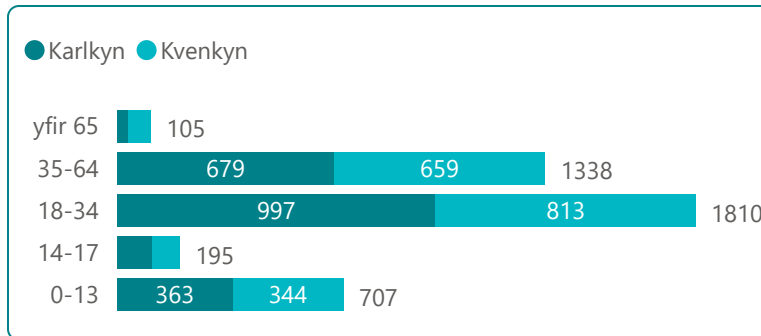
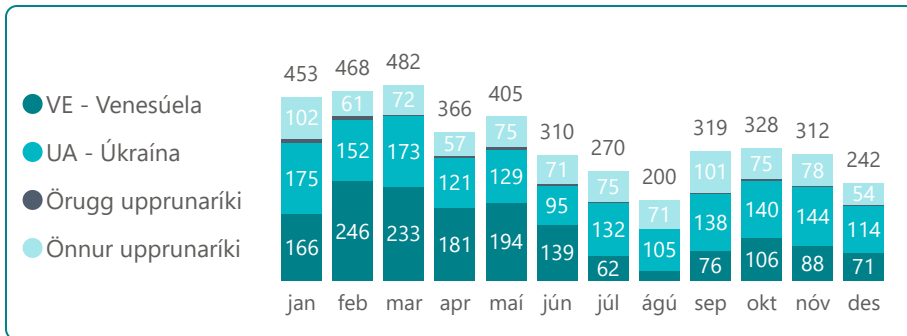
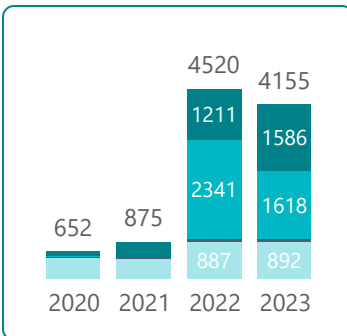


Tölfræði verndarsviðs Útlendingastofnunar - Árið 2023

1 Umsóknir um vernd



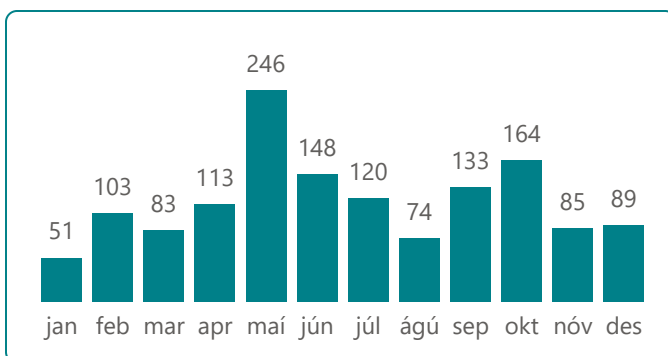
Fimm stærstu hópar	Umsóknir
UA - Úkraína	1618
VE - Venesúela	1586
PS - Palestína	221
NG - Nígería	116
SO - Sómalía	77

2 Afgreiddar umsóknir um vernd

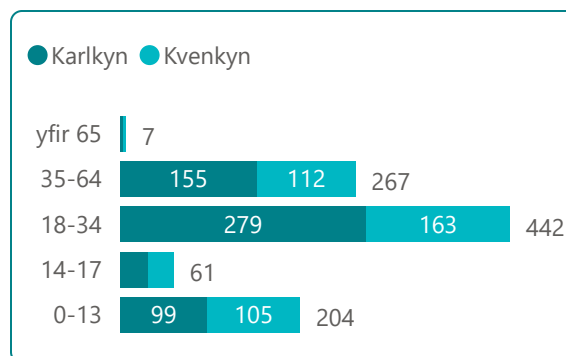
Ástæða ákvörðunar	Ákvarðanir
Fjöldaflótti	1560
Efnismeðferð	1393
Endursending Dublin	243
Vernd í öðru landi	231
Öruggt þriðja ríki	39
Samtals	3466

2.1 Umsóknir afgreiddar í efnislegri meðferð - 1.393

412
Veitingar
981
Synjanir

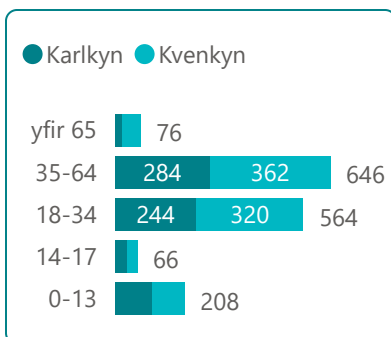
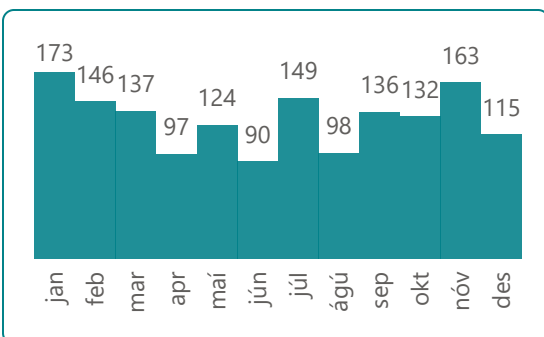


2.1.1 Umsóknir afgreiddar með synjun við efnislega meðferð - 981



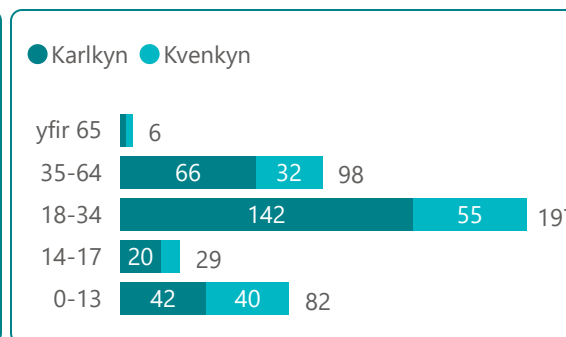
Fimm stærstu hópar	Synjanir
VE - Venesúela	763
CO - Kólumbía	38
SO - Sómalía	34
IQ - Írak	15
JO - Jórdanía	15

2.2 Veitt mannúðarleyfi vegna fjöldaflotta frá Úkraínu - 1.560



2.1.2 Umsóknir afgreiddar með veitingu við efnislega meðferð - 412

Viðbótarvernd	Vernd
232	119
	Mannúðarleyfi
	61



Fimm stærstu hópar	Veitingar
PS - Palestína	154
VE - Venesúela	58
SY - Sýrland	46
AF - Afghanistan	30
NG - Nígería	23