



ottobock.

**Prosthetics.**  
Upper limb.

Information for O&P service providers



# Prosthetics.

## Upper limb.

 This is a global catalogue. The product selection is exemplary and may vary depending on local conditions. If you have any questions, please get in touch with your local Ottobock contact.

Please visit [www.ottobock.com](http://www.ottobock.com) to obtain up-to-date product information at any time.






# Table of contents.

<b>1   Myolino</b>	
· Electric hand 2000 .....	13
· Myo prosthetic gloves .....	14
· Lamination ring .....	16
· Battery management .....	17
· Control elements .....	18
· Elbow components .....	20
· Electrodes .....	22
· Accessories .....	24
· Tools .....	25
<b>2   MyoBock</b>	
· Myo Plus .....	33
· Myo terminal device .....	36
· System Electric Hands .....	45
· Myo prosthetic gloves .....	48
· System Electric Greifer .....	60
· Myo wrist joints .....	61
· Electrodes .....	64
· Accessories for electrodes .....	65
· Battery management .....	66
· Control elements .....	70
· Elbow components .....	74
· Shoulder joints .....	77
· Cables .....	78
· Accessories .....	80
· Myo software .....	81
· Myo service parts .....	83
<b>3   Axon-Bus system</b>	
· Axon-Bus terminal device .....	92
· Axon-Bus prosthetic gloves .....	94
· Accessories Axon-Bus System .....	96
· Accessories Axon-Bus System   Rotation .....	98
· Axon-Bus Elbow components .....	100
· Axon-Bus Battery management .....	101
· Axon-Bus control elements .....	102
· Axon-Bus software .....	104
· Tools for mounting the Axon-Bus System .....	105
<b>4   Body-powered</b>	
· Cable-activated hooks for adults and accessories .....	111
· Terminal devices .....	112
· Active system hands: Terminal devices .....	113
· Active system hands: Spare parts and accessories .....	121
· Active system hands: Prosthetic gloves .....	126
· Wrist joints and accessories .....	130
· Elbow components and accessories .....	133
· Liners and accessories .....	142
· Above-elbow and below-elbow harnesses and accessories .....	145
<b>5   Passive</b>	
· Passive system hands: Terminal device .....	155
· Passive system hands: Prosthetic gloves .....	158
· Passive system hands: Adapters .....	161
· Physiolino babyhand .....	163
· Passive prosthetic hands for children .....	164
· Passive prosthetic hands for women .....	165
· Passive prosthetic hands for men .....	166
· Arm components and accessories .....	167
· Shoulder joints and accessories .....	171
· Liners and accessories .....	175
· Above-elbow and below-elbow harnesses and accessories .....	178
<b>6   Socket technologies</b>	
· Liners .....	188
· Socket components and donning aids .....	190
· Harnesses .....	193
· Sockets .....	194
<b>7   Customised silicone prostheses</b>	
.....	204
<b>8   Special tools and devices</b>	
· Special tools .....	228
· Devices .....	235

# Searching, finding and ordering.



This catalogue is organised into sections.

Tabs on the right-hand page margins as well as the subtitles at the top of every page also serve as quick and easy reference guides.

Index	Reference number index
<p><b>1-10</b></p> <p>4-step control element ..... 70</p> <p>7bit Controller ..... 78</p> <p><b>A</b></p> <p>Adapter ..... 141, 142, 173, 174</p> <p>Adapter with fixation ..... 161</p> <p>Alignment aid for ErgoArm ..... 161</p> <p>Alignment aid for ErgoArm ..... 161</p> <p>Alignment tool for adult computer ..... 161</p> <p>All-purpose ring ..... 161</p> <p>Adult version ..... 161</p> <p>Assembly Adapter ..... 161</p> <p>Assembly tool ..... 161</p> <p>Attachment plate with short etc. .... 161</p>	<p>Colour determination ring, 52, 205, 213, 220 ..... 133</p> <p>Control disc bit ..... 226</p> <p>Connecting bracket ..... 180</p> <p>Connecting cable ..... 78</p> <p>Connection cable ..... 63, 74</p> <p>Connection cable with on-off switch ..... 78</p> <p>Connection plate for cable-recessed hook ..... 134, 135</p> <p>Connection screw ..... 134</p> <p>Finger and thumb tip ..... 133, 137</p> <p>Flower chain ..... 38</p> <p><b>Reference number index</b></p> <p><b>1 - 10</b></p> <p>0516 ..... 121, 127, 128, 129, 130, 131, 132, 133, 134, 135, 136, 137, 138, 139, 140, 141, 142, 143, 144, 145, 146, 147, 148, 149, 150, 151, 152, 153, 154, 155, 156, 157, 158, 159, 160, 161, 162, 163, 164, 165, 166, 167, 168, 169, 170, 171, 172, 173, 174, 175, 176, 177, 178, 179, 180, 181, 182, 183, 184, 185, 186, 187, 188, 189, 190, 191, 192, 193, 194, 195, 196, 197, 198, 199, 200, 201, 202, 203, 204, 205, 206, 207, 208, 209, 210, 211, 212, 213, 214, 215, 216, 217, 218, 219, 220, 221, 222, 223, 224, 225, 226, 227, 228, 229, 230, 231, 232, 233, 234, 235, 236, 237, 238, 239, 240, 241, 242, 243, 244, 245, 246, 247, 248, 249, 250, 251, 252, 253, 254, 255, 256, 257, 258, 259, 260, 261, 262, 263, 264, 265, 266, 267, 268, 269, 270, 271, 272, 273, 274, 275, 276, 277, 278, 279, 280, 281, 282, 283, 284, 285, 286, 287, 288, 289, 290, 291, 292, 293, 294, 295, 296, 297, 298, 299, 300, 301, 302, 303, 304, 305, 306, 307, 308, 309, 310, 311, 312, 313, 314, 315, 316, 317, 318, 319, 320, 321, 322, 323, 324, 325, 326, 327, 328, 329, 330, 331, 332, 333, 334, 335, 336, 337, 338, 339, 340, 341, 342, 343, 344, 345, 346, 347, 348, 349, 350, 351, 352, 353, 354, 355, 356, 357, 358, 359, 360, 361, 362, 363, 364, 365, 366, 367, 368, 369, 370, 371, 372, 373, 374, 375, 376, 377, 378, 379, 380, 381, 382, 383, 384, 385, 386, 387, 388, 389, 390, 391, 392, 393, 394, 395, 396, 397, 398, 399, 400, 401, 402, 403, 404, 405, 406, 407, 408, 409, 410, 411, 412, 413, 414, 415, 416, 417, 418, 419, 420, 421, 422, 423, 424, 425, 426, 427, 428, 429, 430, 431, 432, 433, 434, 435, 436, 437, 438, 439, 440, 441, 442, 443, 444, 445, 446, 447, 448, 449, 450, 451, 452, 453, 454, 455, 456, 457, 458, 459, 460, 461, 462, 463, 464, 465, 466, 467, 468, 469, 470, 471, 472, 473, 474, 475, 476, 477, 478, 479, 480, 481, 482, 483, 484, 485, 486, 487, 488, 489, 490, 491, 492, 493, 494, 495, 496, 497, 498, 499, 500, 501, 502, 503, 504, 505, 506, 507, 508, 509, 510, 511, 512, 513, 514, 515, 516, 517, 518, 519, 520, 521, 522, 523, 524, 525, 526, 527, 528, 529, 530, 531, 532, 533, 534, 535, 536, 537, 538, 539, 540, 541, 542, 543, 544, 545, 546, 547, 548, 549, 550, 551, 552, 553, 554, 555, 556, 557, 558, 559, 560, 561, 562, 563, 564, 565, 566, 567, 568, 569, 570, 571, 572, 573, 574, 575, 576, 577, 578, 579, 580, 581, 582, 583, 584, 585, 586, 587, 588, 589, 590, 591, 592, 593, 594, 595, 596, 597, 598, 599, 600, 601, 602, 603, 604, 605, 606, 607, 608, 609, 610, 611, 612, 613, 614, 615, 616, 617, 618, 619, 620, 621, 622, 623, 624, 625, 626, 627, 628, 629, 630, 631, 632, 633, 634, 635, 636, 637, 638, 639, 640, 641, 642, 643, 644, 645, 646, 647, 648, 649, 650, 651, 652, 653, 654, 655, 656, 657, 658, 659, 660, 661, 662, 663, 664, 665, 666, 667, 668, 669, 670, 671, 672, 673, 674, 675, 676, 677, 678, 679, 680, 681, 682, 683, 684, 685, 686, 687, 688, 689, 690, 691, 692, 693, 694, 695, 696, 697, 698, 699, 700, 701, 702, 703, 704, 705, 706, 707, 708, 709, 710, 711, 712, 713, 714, 715, 716, 717, 718, 719, 720, 721, 722, 723, 724, 725, 726, 727, 728, 729, 730, 731, 732, 733, 734, 735, 736, 737, 738, 739, 740, 741, 742, 743, 744, 745, 746, 747, 748, 749, 750, 751, 752, 753, 754, 755, 756, 757, 758, 759, 760, 761, 762, 763, 764, 765, 766, 767, 768, 769, 770, 771, 772, 773, 774, 775, 776, 777, 778, 779, 780, 781, 782, 783, 784, 785, 786, 787, 788, 789, 790, 791, 792, 793, 794, 795, 796, 797, 798, 799, 800, 801, 802, 803, 804, 805, 806, 807, 808, 809, 810, 811, 812, 813, 814, 815, 816, 817, 818, 819, 820, 821, 822, 823, 824, 825, 826, 827, 828, 829, 830, 831, 832, 833, 834, 835, 836, 837, 838, 839, 840, 841, 842, 843, 844, 845, 846, 847, 848, 849, 850, 851, 852, 853, 854, 855, 856, 857, 858, 859, 860, 861, 862, 863, 864, 865, 866, 867, 868, 869, 870, 871, 872, 873, 874, 875, 876, 877, 878, 879, 880, 881, 882, 883, 884, 885, 886, 887, 888, 889, 890, 891, 892, 893, 894, 895, 896, 897, 898, 899, 900, 901, 902, 903, 904, 905, 906, 907, 908, 909, 910, 911, 912, 913, 914, 915, 916, 917, 918, 919, 920, 921, 922, 923, 924, 925, 926, 927, 928, 929, 930, 931, 932, 933, 934, 935, 936, 937, 938, 939, 940, 941, 942, 943, 944, 945, 946, 947, 948, 949, 950, 951, 952, 953, 954, 955, 956, 957, 958, 959, 960, 961, 962, 963, 964, 965, 966, 967, 968, 969, 970, 971, 972, 973, 974, 975, 976, 977, 978, 979, 980, 981, 982, 983, 984, 985, 986, 987, 988, 989, 990, 991, 992, 993, 994, 995, 996, 997, 998, 999, 1000</p>

The list of keywords lists all products in alphabetical order. Alternatively, the index lets you find the page numbers for products by reference number.



### iFab Customer Center

You can find the entire digital portfolio of custom products in the iFab Customer Center. The platform guides you through the ordering process quickly and easily.

You can reach the iFab Customer Center at: [www.iFab-customer-center.com](http://www.iFab-customer-center.com).

### Additional catalogue



### 646K1 Materials

For more information or to place orders for products in the materials and tools category, please use the 646K1 Ottobock materials catalogue.

Axon-Bus system · Axon-Bus terminal device



Illustration of product

Available information material

**Information material**

647GS87=ALL_INT	Instructions for use [short] (qualified personnel)   8E500 Michelangelo Hand
647H900=ALL_INT	Instructions for use (user)   Axon-Bus Prosthetic System
646D501=EN	Brochure for technicians – Michelangelo hand
646D593=EN	Therapy brochure – Michelangelo hand
646D591=EN_MASTER	Michelangelo hand – service pass

**8E500 Michelangelo hand**

Name of product

The Michelangelo hand features a natural design, high gripping force and flexible wrist. The actively driven index and middle fingers along with the thumb that can be positioned electronically enable seven different hand positions. The Michelangelo hand is controlled on the basis of the Axon-Bus system, which constitutes a self-contained data transmission system. The individual components are optimally matched and communicate perfectly with each other. This means there is no delay in the speed and functionality of the Michelangelo hand, and the prosthesis is safer and more reliable.

Brief product description

**Key features**

- Numerous gripping options
- Natural design
- Soft fingertips modelled after nature, down to the detail
- Natural flat oval wrist
- Flexible wrist minimises compensating movements
- Powerful main drive for high gripping force and speed
- Can be combined with the active AxonRotation
- Separately movable thumb

**Technical data**











Article number	Side	Size	User group
8E500=L-M	left	7 3/4	women, men, adults, mature adults
8E500=R-M	right	7 3/4	women, men, adults, mature adults
<b>Operating voltage</b>			111 V
<b>Operating temperature</b>			-10 to +60 °C
<b>Opening width</b>			120 mm
<b>Gripping force in opposition mode</b>			70 N
<b>Gripping force in lateral mode</b>			60 N
<b>Gripping force in neutral mode</b>			15 N
<b>Grip speed</b>			325 mm/sec
<b>Weight</b>			510 g

Technical data for the product

AxonSkin Natural gloves: Cleaning the glove with water and soap is recommended for daily care. A

## About this catalogue

### Explanation of symbols

	Take your patient's measurements
	Enter the measurements on the measurement form
	Take photos of your patient
	You have an existing modified, unencrypted STL file from another source
	You will receive the finished product from Ottobock iFab
	Definitive prosthesis
	Version, inside
	Check socket for interim fitting
	Casting forms, positive/negative, well-fitting check socket or definitive socket as base product
	Trial prosthesis

### Abbreviations

<b>IFU</b>	Instructions for use
<b>TI</b>	Technical information



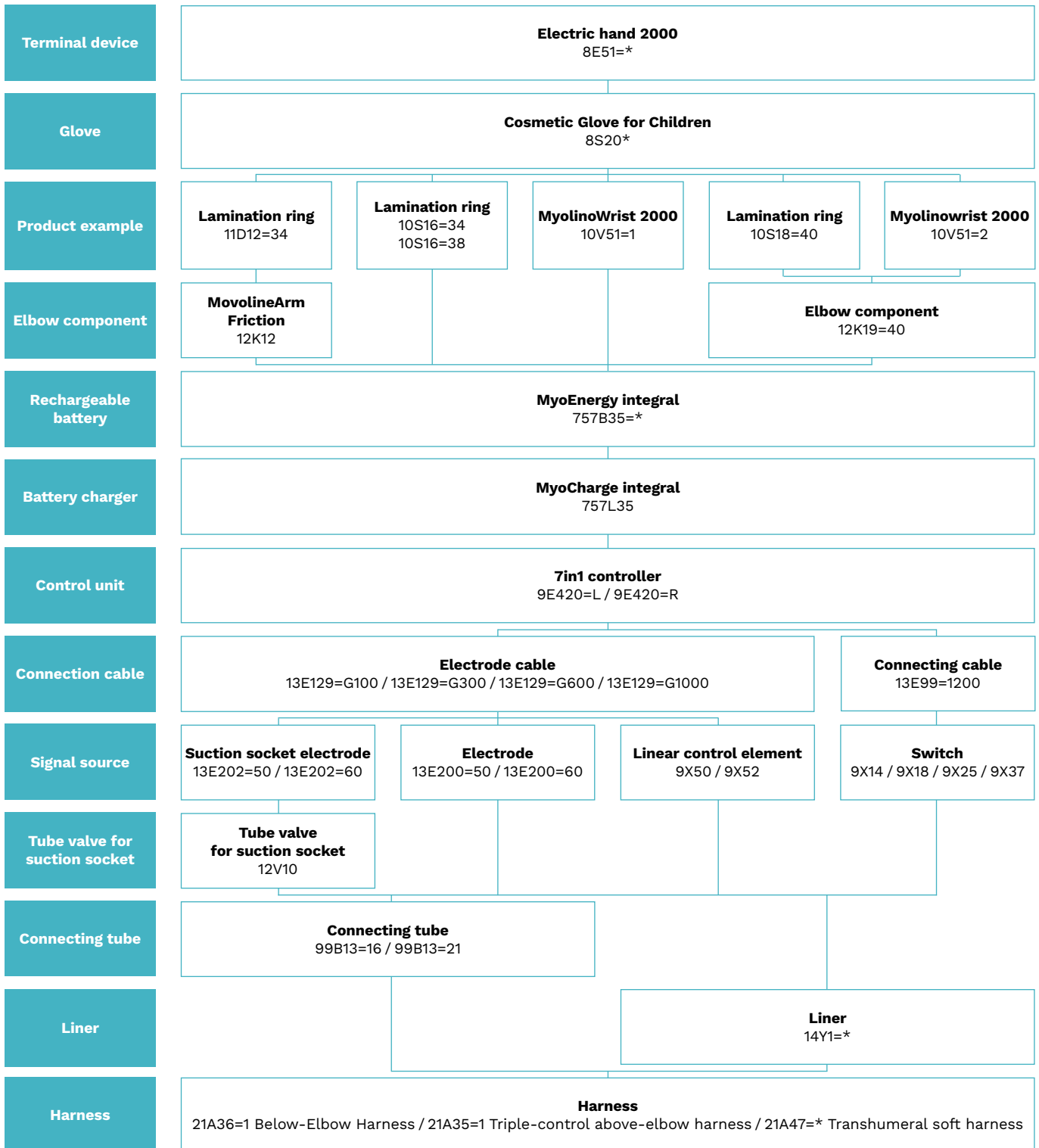




# Myolino.

Exploring the world.

Fittings for children have always represented a major medical technology challenge, because children have special requirements in terms of functionality, flexibility and mobility. This is why it is important to offer a system that meets the individual needs of various age groups while simultaneously preparing the child for treatment with an adult system in future. The innovative 7.4 volt system for children achieves these objectives. In combination with the Electric Hand 2000, the MyolinoWrist 2000 and the MyolinoSkin Natural gloves, it uses myoelectric components from the adult segment in order to establish the foundation for a flowing transition in the prosthetic treatment process. The 12K12 MovolinoArm Friction is the perfect complement to the Ottobock portfolio for upper arm prostheses in children aged 3 to 5 years.





## 8E51 Electric hand 2000

The Electric Hand 2000 is suitable for prostheses for children aged 1 ½ to 13 years and can be used for nearly all amputation levels. The thumb and fingers rotate around the same axis, resulting in a more compact rotation. The finger design makes it possible to use handwriting implements and cutlery in a largely natural manner.

### Key features

- Better view of the object being grasped thanks to special gripping kinematics
- Low weight due to omission of an inner hand
- Various sizes, cosmetic gloves and control variants available
- Can be positioned in all directions in combination with the MyolinoWrist 2000 ball wrist (article no. 10V50) with adjustable friction
- Compensatory movements of the arm are largely avoided

### Technical data

Article number	Side	Size	Gripping force	Opening width	Weight	Operating temperature
8E51=L5	left	5	8 N	28 mm	86 g	-5 to 45 °C
8E51=R5	right	5	8 N	28 mm	86 g	-5 to 45 °C
8E51=L5 1/2	left	5 1/2	25 N	37 mm	115 g	-5 to 45 °C
8E51=R5 1/2	right	5 1/2	25 N	37 mm	115 g	-5 to 45 °C
8E51=L6	left	6	35 N	52 mm	125 g	-5 to 45 °C
8E51=R6	right	6	35 N	52 mm	125 g	-5 to 45 °C
8E51=L6 1/2	left	6 1/2	35 N	58 mm	130 g	-5 to 45 °C
8E51=R6 1/2	right	6 1/2	35 N	58 mm	130 g	-5 to 45 °C

<b>Operating voltage</b>	4,8/7,4 V
<b>Electric shut-off</b>	400 mA
<b>Average current consumption</b>	200 mA

- Available in four sizes: – size 5 (for children aged 1 ½ to 3 years), size 5 ½ (for children aged 3 to 6 years), size 6 (for children aged 5 to 10 years) and size 6 ½ (for children aged 8 to 13 years)
- The Electric Hand 2000 requires certification! Please contact your customer service representative or your regional contact person about this.

### Information material

646D442=EN	Child system – brochure for technicians
647G1585=ALL_INT	Instructions for use (qualified personnel)   8E51



## 8S20 Cosmetic Glove for Children

The standard prosthetic gloves for children are very robust and flexible thanks to the PVC base. Aside from 18 different skin tones, they are available in a choice of nine bright colours.

### Key features

- Protects the Electric Hand 2000 against environmental influences such as dirt, dust and moisture
- Special PVC material, particularly robust and durable
- Durable and tear-resistant with minimal abrasion thanks to mechanical strength
- Modern appearance tailored to the needs of young users
- Suitable for girls and boys
- Easy to clean with special cleaner (article no. 640F12) and pump sprayer (article no. 640F13)
- Available in four sizes
- Available in 18 skin tones and nine bright colours

### Information material

647G468=ALL_INT	Instructions for use (qualified personnel)   8S4=*, 8S5=*, 8S6=*, 8S11=*, 8S12=*, 8S13=*, 8S20=*
647H1258=ALL_INT	Instructions for use (user)   8S4, 8S5, 8S6, 8S11, 8S12, 8S13, 8S20

### Product example




### Technical data

Article number	Side	For hand size	Sleeve length	Metacarpal circumference	Middle finger length	Sleeve circumference
8S20=136X41L	left (L)	5	210 mm	136 mm	41 mm	200 mm
8S20=136X41R	right (R)	5	210 mm	136 mm	41 mm	200 mm
8S20=147X45L	left (L)	5 1/2	215 mm	147 mm	45 mm	260 mm
8S20=147X45R	right (R)	5 1/2	215 mm	147 mm	45 mm	200 mm
8S20=162X56L	left (L)	6	220 mm	162 mm	56 mm	210 mm
8S20=162X56R	right (R)	6	220 mm	162 mm	56 mm	210 mm
8S20=177X64L	left (L)	6 1/2	240 mm	177 mm	64 mm	220 mm
8S20=177X64R	right (R)	6 1/2	240 mm	177 mm	64 mm	220 mm

\* Available in 18 different shades and nine new colours: black 20, red 25, orange 30, yellow 35, green 40, blue 45, dark blue 48, purple 50 and pink 55. The 646M79 colour scale helps to select the right sample.

- The entire colour palette of the Skin Natural is produced with six colours. The new 646M47 colour scale helps when selecting the right pattern.
- The colour sample set (article no. 646M3 skin tones and article no. 646M79 colourful hues) helps to find the right shade.
- The colour codes for the colourful hues are as follows: 20 (black), 25 (red), 30 (orange), 35 (yellow), 40 (green), 45 (blue), 48 (dark blue), 50 (purple), 55 (pink)
- Order example: 8S20=136X41L4 (standard glove) 8S20N=136X41L4 (MyolinoSkin Natural)



## 8S20N MyolinoSkin natural

The MyolinoSkin Natural prosthetic glove for children features a highly natural appearance and improved cleaning characteristics in particular. The PVC-based material ensures that Skin Natural gloves are very robust compared to other materials, with a relatively long life.

### Key features

- Multilayer structure with depth effect for a vivid appearance
- Translucent outer layer simulates the natural vein structure of human skin
- Robust and with a relatively long life thanks to PVC base
- Special surface treatment for easy cleaning
- Dirt can be removed with soap and water
- Treat tough stains with special cleaner (article no. 640F12)

### Technical data

Article number	Side	For hand size	Sleeve length	Metacarpal circumference	Middle finger length
8S20N=136X41L	left (L)	5	210 mm	136 mm	41 mm
8S20N=136X41R	right (R)	5	210 mm	136 mm	41 mm
8S20N=147X45L	left (L)	5 1/2	215 mm	147 mm	45 mm
8S20N=147X45R	right (R)	5 1/2	215 mm	147 mm	45 mm
8S20N=162X56L	left (L)	6	220 mm	162 mm	56 mm
8S20N=162X56R	right (R)	6	220 mm	162 mm	56 mm
8S20N=177X64L	left (L)	6 1/2	240 mm	177 mm	64 mm
8S20N=177X64R	right (R)	6 1/2	240 mm	177 mm	64 mm

- The entire SkinNatural colour palette is produced with seven colours. The new 646M47 colour scale helps to select the right sample. Notice: The 8S20N=\* gloves are available in the colours 2, 4, 6, 8, 11, 14 and 16.
- Cleaning information: Soap and water are sufficient for daily cleaning. For stubborn stains, the special cleaner for prosthetic gloves (article no. 640F12) with the appropriate pump sprayer (article no. 640F13) should be used. The glove should be cleaned immediately after soiling (so the stain does not penetrate the PVC) and without using excessive pressure.
- Notice: The 8S20N=\* gloves are available in the colours 2, 4, 6, 8, 11, 14 and 16.
- Please use the Skin Natural colour sample set (article no. 646M47) to determine the colour.
- Order example:
  - 8S20=136X41L4 (standard glove)
  - 8S20N=136X41L4 (MyolinoSkin Natural)

### Information material

647G571=ALL_INT	Instructions for use (qualified personnel)   8S4N=*, 8S5N=*, 8S6N=*, 8S11N=*, 8S12N=*, 8S13N=*, 8S20N=*
647H895=ALL_INT	Instructions for use (patient)   8S4N=*, 8S5N=*, 8S6N=*, 8S11N=*, 8S12N=*, 8S13N=*, 8S20N=*

## Accessories/spare parts for 8S20N, 8S20



### 640F18 Donning spray

The donning spray for Ottobock Skeo liners and prosthetic gloves (silicone, PVC) is needed among other things for putting on and removing the liner or prosthetic glove.

#### Technical data

Article number	for	Contents
640F18	Prosthetic gloves and liners	90 ml
640F18=900	Prosthetic gloves and liners	900 ml



### 640F13 Pump sprayer

The user should always keep a pump sprayer filled with special cleaner for prosthetic gloves handy in order to be able to use the cleaner immediately in case of soiling.

#### Technical data

Article number	for	Contents
640F13	640F12 Special cleaner	90 g

· This container is empty on delivery!



### 640F12 Special cleaner

In case of heavy soiling, the special cleaner for prosthetic gloves should be applied immediately.

#### Technical data

Article number	for	Contents
640F12	Prosthetic gloves	460 g

· Special cleaner (640F12) should not be used on silicone gloves.



## 10S16 Lamination ring

The lamination ring connects the Electric Hand 2000 (article no. 8E51) to the prosthetic socket. Prostheses can be provided for relatively long forearm residual limbs thanks to the low structural height. The lamination ring is laminated directly into the outer socket. The desired friction can be individually adjusted. This allows the Electric Hand 2000 to be fully rotated.

### Technical data

Article number	User group	Outside Ø	For hand size
10S16=34	children	34 mm	5, 5 1/2
10S16=38	children	38 mm	6, 6 1/2



## 10V51 MyolinoWrist 2000

The MyolinoWrist 2000 mechanical ball wrist with adjustable friction for combination with the Electric Hand 2000 (article no. 8E51). Hand positioning in all directions reduces compensating movements. Additional degrees of freedom can support more natural movement patterns and a physiological body posture.

### Key features

- Compatible with all four sizes (5, 5 1/2, 6, 6 1/2) of the Electric Hand 2000
- For bilateral use
- Two variants available (10V51=1 for lamination in TR socket, 10V51=2 for gluing into elbow component)


### Technical data

Article number	User group	Wrist connection Ø	Overall length	Weight
10V51=1	children	40 mm	33 mm	47 g
10V51=2	children	40 mm		50 g

### Information material

647G460=ALL\_INT Instructions for use | 10V51

## Accessories/spare parts for 10S16, 10V51



## 627F13 O-ring

The O-ring is an accessory or spare part for the MyolinoWrist 2000 ball wrist joint (article no. 10V51).

### Technical data

Article number
627F13=25X2



## 11D21 Lamination ring set

The lamination ring set is compatible with the MyolinoWrist 2000 (article no. 10V51=2).

### Technical data

Article number	User group	Outside Ø	Spare part for
11D21	children	40 mm	10V51=2




## 11D61 Lamination ring set

The lamination ring set is compatible with the MyolinoWrist 2000 (article no. 10V51=1).

### Technical data

Article number	User group	Outside Ø	Spare part for
11D61	children	43.5 mm	10V51=1



## 757B35 MyoEnergy Integral

The MyoEnergy Integral is an integrated power supply system for the MyoBock system. The charging receptacle indicates the current charge level using LEDs and allows the prosthesis to be switched on and off and opened in an emergency.

### Key features

- Charging receptacle indicates the current charge level
- Battery consists of two cells with different capacities
- Thanks to an integrated magnet, the charging plug can be easily attached to the charging receptacle
- The special contour of the charging receptacle and charging plug assures quick, reliable positioning of the two components
- Suitable for the treatment of adults and children

### Technical data

Article number	Capacity	Output voltage	Charging time	Technology	Size
757B35=0	300 mAh	7.4 V	2 h	Lithium polymer	35 x 20 x 20 mm
757B35=1	600 mAh	7.4 V	2.5 h	Lithium polymer	52 x 25 x 9 mm
757B35=3	1,150 mAh	7.4 V	2.5 h	Lithium-ion	52 x 36 x 9 mm

· You can order the dummy set for the 757B35=\* under article no. 757Z276=\*

### Information material

647G1402=ALL_INT	Instructions for use (qualified personnel)   757B35=*
------------------	-------------------------------------------------------



## 757L35 MyoCharge Integral

The MyoCharge Integral is used to charge the MyoEnergy Integral integrated into the socket by simply connecting the charging plug to the charging receptacle on the outside of the socket. The integrated magnet and the special contour of the charging plug and charging receptacle ensure the quick and reliable positioning of both components.

### Key features

- Integrated magnet for securing the charging plug to the charging receptacle
- The special contour of the charging plug and charging receptacle ensures quick and reliable positioning
- LEDs display the current battery capacity
- Suitable for all variants of the MyoEnergy Integral

### Technical data

Article number	Operating temperature	Storage temperature	Supply voltage	Mains frequency
757L35	0 to +60 °C	-20 to +60 °C	100 - 240 V	50 -60 Hz

· The MyoCharge Integral can be used for all variants of the 757B35=0, 757B35=1, 757B35=3, 757B35=4 and 757B35=5 MyoEnergy Integral.

### Information material

647G534=ALL_INT	Instructions for use (qualified personnel)   757L35
-----------------	-----------------------------------------------------





## 9E420 7in1 Controller

The 7in1 Controller is a control unit for the MyoBock child system and the Electric Hand 2000. The seven selectable program variants facilitate the customised configuration of the prosthetic hand as well as preparation for future treatment with the adult system.

### Key features

- Suitable for the Electric Hand 2000 (article no. 8E51)
- Individual adjustment of the prosthetic hand
- Preparation for subsequent treatment with the adult system
- Power supply with MyoEnergy Integral battery system (article no. 757B35)
- Configuration of settings via Bluetooth data transfer and MyolinoSoft (article no. 560X3=V1.0)

### Technical data

Article number	Side
9E420=L	left
9E420=R	right

### Information material

646D442=EN	Child system – brochure for technicians
------------	-----------------------------------------

## Accessories/spare parts for 9E420



## 60X6 MyolinoLink

The MyolinoLink is used for the wireless transfer of user-specific setting data between the 7in1 Controller and a Bluetooth-capable PC. It connects to the charging receptacle of the MyoEnergy Integral. The integrated magnet ensures the quick and reliable positioning of the two components.

### Key features

- For wireless data transfer between the 7in1 Controller and Bluetooth-enabled PC
- Wireless configuration of user-specific settings
- Range of radio connection approx. 5 metres
- Putting into service is carried out by connecting to the MyoEnergy Integral charging receptacle
- Integrated magnet secures the MyolinoLink to the charging receptacle of the MyoEnergy Integral

### Technical data

Article number
60X6



## 560X3 MyolinoSoft

The MyolinoSoft adjustment software is used for the patient-specific configuration of the 7in1 Controller and the Electric Hand 2000. Seven program routines are available. Bluetooth is used for the communication between the software and the system components.

### Key features

- Wireless communication between software and system components using Bluetooth
- Direct transfer of the settings together with the MyolinoLink and BionicLink
- Customisable, patient-friendly adaptation such as patient side, control program, switching threshold or gripping speed

### Technical data

Article number
560X3=V1.0

### Information material

647G578	Instructions for use (qualified personnel)   560X3=V1.0 MyolinoSoft 1.0
---------	-------------------------------------------------------------------------



## 60X5 BionicLink PC

The BionicLink USB Bluetooth adapter supports wireless data communication between Ottobock products with a Bluetooth interface (such as the DynamicArm) and a PC with a USB port or USB hub via corresponding Ottobock software products (such as ElbowSoft).

### Key features

- Wireless data communication between Ottobock products with a Bluetooth interface and a PC
- Used with corresponding software (e.g. ElbowSoft)

### Technical data

#### Information material

647G506=ALL_ INT	Instructions for use (qualified personnel)   60X5 BionicLink PC
---------------------	-----------------------------------------------------------------

Article number	for
60X5	Connection to computer (USB Bluetooth adapter)

· A proper connection between the Ottobock product and a PC can only be established using corresponding Ottobock software products (e.g. ElbowSoft).



## 12K19 Elbow component for children

The elbow component for children features a manual elbow lock and an upper arm rotation joint with lamination ring. The corresponding elbow ball is made of beige plastic. The wrist connection has a diameter of 40 mm. The elbow joint is suitable for prostheses in combination with the Electric Hand 2000.

### Key features

- Wrist connector diameter: 40 mm
- Suitable for prostheses with the Electric Hand 2000 (article no. 8E51)
- Made of beige plastic (corresponds to skin colour 2 according to 646M3 colour sample set)

### Technical data

Article number	Upper arm connection Ø	Wrist connection Ø	For hand size
12K19=40	54 mm	40 mm	6 3/4

### Information material

647G469=ALL_INT	Instructions for use   12K19, 12K5, 12K20
-----------------	-------------------------------------------



## 12K12 MovolinoArm Friction

The MovolinoArm Friction elbow joint is suitable for right and left side prostheses in children aged three to five years. It is compatible with body-powered and myoelectric arm prostheses. The elbow has one friction setting for humeral rotation and one for flexion or extension of the forearm.

### Key features

- For treating children aged three to five years
- Compatible with passive, body-powered and myoelectric arm prostheses
- The length can be changed by shortening the forearm
- Attractive design
- Weight: 182 g

### Technical data

Article number	Upper arm connection Ø	Wrist connection Ø	For hand size
12K12	43.5 mm	34 mm	5, 5 1/2, 6, 6 1/2

### Information material

647G570=ALL_INT	Instructions for use   12K12 MovolinoArm Friction
-----------------	---------------------------------------------------

- Please note that only the MyoEnergy Integral batteries (article no. 757B35=0 and 757B35=1) can be used with the MovolinoArm Friction.
- Please note that one or two more electrode cables (article no. 13E129=G100) are required.

# Accessories/spare parts for 12K19, 12K12



## 10S18 Lamination ring for children's forearm

The lamination ring for children's forearms connects the Electric Hand 2000 (article no. 8E51) with an elbow component for children (article no. 12K19=40). To do so, the lamination ring is glued directly into the elbow component using Orthocryl sealing resin compact adhesive (article no. 636K18=1).

### Technical data

Article number	User group	Outside Ø
10S18=40	children	33 mm



## 709Z9 Special key

The special key for installing the lamination ring (article no. 10S18=40) is used to tighten the counter nut.

### Technical data

Article number
709Z9

- The counter nut may become damaged when tightening in a vice or, for example, with pliers.



## 13G8 Lamination ring

Lamination ring for use with elbow components for children (article no. 12K19=40).

### Technical data

Article number	Spare part for	User group	Outside Ø
13G8=54	12K19	children, youths	54 mm



## 13G21 Lamination ring set

Lamination ring set for the MovolinoArm Friction (article no. 12K12). The set consists of a lamination ring with lamination dummies and an O-ring.

### Technical data

Article number	Spare part for	User group	Outside Ø
13G21	12K12	children	43,5 mm



## 11D12 Wrist joint lamination ring

The wrist joint lamination ring is used for the connection with the Electric Hand 2000. It consists of a copper friction ring, O-rings and a protective cover and is suitable for the MovolinoArm Friction elbow component.

### Technical data

Article number	Accessory for	User group	Outside Ø	For lamination ring Ø
11D12=34	12K12	children	38 mm	34 mm




## 10A40 Wood hand adapter

The wood hand adapter has a plastic threaded stud (article no. M12X1.5) and is used to connect a passive inner hand to a forearm socket or elbow component. The diameter of the hand adapter is 60 mm, and modification to reduce that is possible.

### Technical data

Article number	for	User group	Outside Ø	Thread	Overall length
10A40	Passive inner hands	children, youths, adults, mature adults	60 mm	M12	38 mm

· The diameter of the hand adapter is 60 mm, and modification to reduce that is possible.



## 10V36 Ottobock wrist unit

Ottobock wrist joint with interior thread and cylindrical lamination ring. Thread: ½"-20.

### Technical data

Article number	User group	Outside Ø	Overall length	Weight
10V36=34	children	34 mm	25 mm	35 g



## 10V18 Ottobock wrist unit

Ottobock wrist joint with interior thread and cylindrical lamination ring. Thread: M12X1.5.

### Technical data

Article number	User group	Outside Ø	Thread	Overall length	Weight
10V18=34	children	34 mm	M12	25 mm	35 g



**Information material**

647G1609=ALL_INT	Instructions for use (qualified personnel)   13E200
------------------	-----------------------------------------------------

## 13E200 Electrode

This MyoBock electrode is particularly sensitive in the range of low muscle signals. Thanks to modern frequency shielding and filtering technologies, it is also less sensitive to low and high-frequency interference that is emitted, for example, by mobile phones or shopping centre security systems.


**Key features**

- Reduces sensitivity to low and high-frequency interference
- Filters noise
- Electrode contacts made of pure titanium and suitable for people with allergies
- Electrode connection with IDC termination

**Technical data**

Article number	Mains frequency	Frequency bandwidth	Ambient temperature	Operating voltage
13E200=50	50 Hz	90 - 450 Hz	-15 to +60 °C	4.8 - 7.2 V
13E200=60	60 Hz	90 - 450 Hz	-15 to +60 °C	4.8 - 7.2 V

- Use silicone grease (article no. 633F11) to seal the plug connection. Remove any excess grease after connecting the electrode cable.
- The frequency filter's full protection effect will only be provided if the mains frequency and filter frequency are identical.
- The electrode accessories for laminated inner sockets (article number 13E153) and for vacuum-formed inner sockets (article number 13E201) are included in the scope of delivery.



**Information material**

647G334=ALL_INT	Instructions for use (qualified personnel)   13E202
-----------------	-----------------------------------------------------

## 13E202 Suction socket electrode

This generation of electrodes is based on the familiar 13E200 electrode. Embedded into a suspension made of elastic material, this electrode creates an airtight seal between the inner socket and outer socket. If used correctly, this prevents perspiration from penetrating between the inner and outer socket.

**Key features**

- Airtight seal between the inner and outer socket
- Reduces sensitivity to low and high-frequency interference
- Filters noise
- Electrode contacts made of pure titanium and suitable for people with allergies
- Electrode connection with IDC termination

**Technical data**

Article number	Mains frequency	Frequency bandwidth	Ambient temperature	Operating voltage
13E202=50	50 Hz	90 - 450 Hz	-15 to +60 °C	4.8 - 7.2 V
13E202=60	60 Hz	90 - 450 Hz	-15 to +60 °C	4.8 - 7.2 V

- Use silicone grease (article no. 633F11) to seal the plug connection. Remove any excess grease after connecting the electrode cable.
- The suction socket electrode can not only be used for standard sockets but is also particularly suitable for application in elevated vacuum sockets. Combining the suction socket electrode with a tube valve (article no. 12V10) for an elevated vacuum socket creates a vacuum effect in the socket, optimising the hold of the residual limb in the socket.
- The frequency filter's full protection effect will only be provided if the mains frequency and filter frequency are identical.
- The electrode accessories (article number 13E206) are included in the scope of delivery.
- Tube valve (article number 12V10) can be ordered separately.

## Accessories/spare parts for 13E200, 13E202



### 13E206 Electrode accessory set

Suitable for suction socket electrodes (article no. 13E202).

#### Technical data

Article number	for
13E206	13E202 Suction Socket Electrode



### 13E153 Electrode accessories

Suitable for laminated inner sockets with electrode (article no. 13E200).

#### Technical data

Article number	for
13E153	Laminated inner sockets with 13E200 electrode

· Use an Allen wrench (article no. 709S10=2) for socket screws (article no. 503F3).



### 13E201 Electrode accessories

Suitable for vacuum-formed inner sockets with electrode (article no. 13E200).

#### Technical data

Article number	for
13E201	vacuum-formed inner sockets with 13E200 Electrode

· Only available as a set. The electrode mounting bracket (article no. 13E172) and the setting nuts (article no. 29C5=M4X9) can also be ordered individually.



### 13E135 Electrode mounting bracket set

The electrode mounting bracket set is intended for positioning and assembling electrodes (article no. 13E200) on the interim plaster or Thermolyn socket (article no. 616T52 or 616T53).

#### Technical data

Article number	for
13E135	13E200 Electrodes




### 13E129 Electrode cable with straight plug and plug connector

Electrode cable for connecting an electrode or control element with other prosthetic components.

#### Technical data

Article number	Length
13E129=G100	100 mm
13E129=G300	300 mm
13E129=G600	600 mm
13E129=G1000	1,000 mm



### 9E342 Finger cover

Finger cover made of thermoplastic material, consisting of thumb, index finger and middle finger.

**Technical data**

<b>Article number</b>
9E342=5
9E342=5 1/2
9E342=6
9E342=6 1/2
9E342




### 9E347 Finger filler

Used to fill the little and ring fingers in the prosthetic glove (article no. 8S20 and 8S20N).

**Technical data**

<b>Article number</b>	<b>Side</b>
9E347=L5	left
9E347=L5 1/2	left
9E347=L6	left
9E347=L6 1/2	left
9E347=R5	right
9E347=R5 1/2	right
9E347=R6	right
9E347=R6 1/2	right



### OC1560 EasyFit Arm donning aid

The EasyFit Arm donning aid saves time and effort when putting on an arm prosthesis with a valve opening.

**Technical data**

Article number	Size	Proximal residual limb circumference	Distal residual limb circumference	Residual limb length
OC1560=KIDS	KIDS	29 cm	15 cm	21 cm
OC1560=TR	TR	42 cm	22 cm	25 cm
OC1560=TH	TH	47 cm	28 cm	34 cm

**Information material**

646D536=EN	OC1560 EasyFit Arm donning aid product information
------------	----------------------------------------------------



### 453A1 Derma Protection ArmComfort

Derma Protection ArmComfort makes the transition from the forearm socket to the upper arm more visually appealing and provides additional support for the prosthesis. The special polymer gel coating, high elasticity and anatomical fit also improve wearer comfort.

**Technical data**

<b>Article number</b>	<b>for</b>	<b>Overall length</b>
453A1	Adults	245 mm
453A1=1	Children	160 mm

**Information material**

647H1658=ALL_INT	Instructions for use (User)   Derma Protection Arm-Comfort
------------------	------------------------------------------------------------



## 99B13 PVC connection tube

The PVC connection tube serves as a connection channel between the inner and outer sockets.

### Technical data

Article number	Diameter	Colour
99B13=16	16 mm	Skin colour
99B13=16-7	16 mm	Black
99B13=21	21 mm	Skin colour
99B13=21-7	21 mm	Black




## 99B83 Tube dummies

The tube dummies are used for fabricating vacuum-formed inner sockets.

### Technical data

Article number	Diameter
99B83=16	16 mm
99B83=21	21 mm



## 711M50 Mounting adapter

For installing and removing the 7in1 Controller (article number 9E420).

### Technical data

Article number
711M50-1



## 743A19 Alignment tool

Alignment tool suitable for lamination rings (art. no. 10S16) for Electric Hand 2000 (art. no. 8E51).

### Technical data

Article number	Thread	Diameter	Length
743A19	M8	12 mm	169 mm





## 709S10 Allen wrench

Offset Allen key for adjusting the friction of the MyolinoWrist 2000 (art. no. 10V51).

### Technical data

Article number	Side length	Wrench size	Weight	Material
709S10=2	52 x 19 mm	2 mm	0.002 kg	CV steel



## 709S42 Allen wrench

Offset Allen key for adjusting the friction of the MyolinoWrist 2000 (art. no. 10V51).

### Technical data

Article number
709S42





ottobock.  
bionic

# MyoBock.

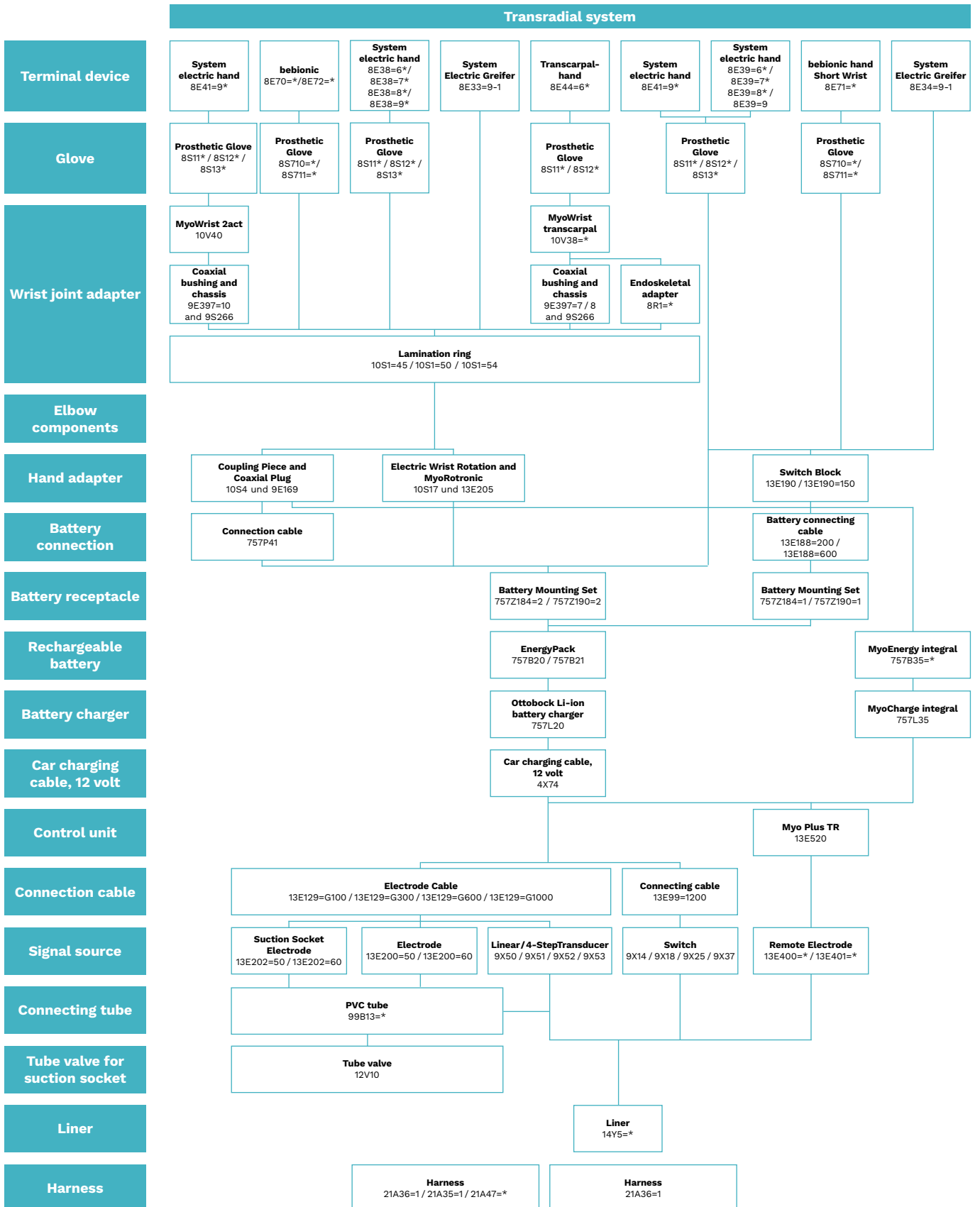
Best quality for an optimal fitting.

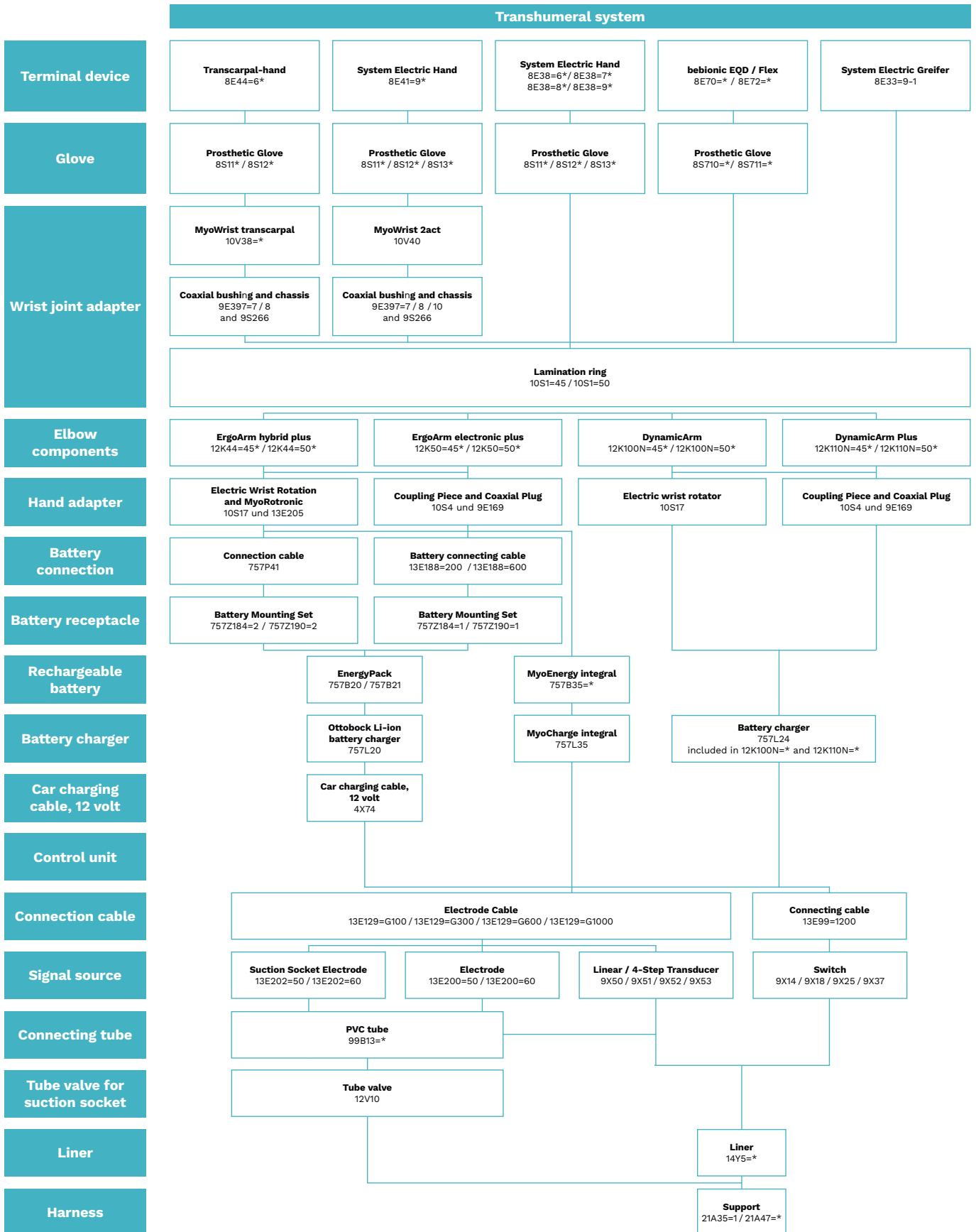
As far back as the 1960s, Ottobock set international standards with the development of the System Electric Hand and has since placed great emphasis on quality in the further development of myoelectric hand and arm prostheses – for optimal, customised fittings. A sensor integrated in the thumb of the SensorHand Speed prevents grasped objects from slipping out of the hand.

This prosthetic hand also sets new standards in terms of gripping force and gripping speed with the MyoHand VariPlus Speed. The DynamicArm is an electronically controlled, active elbow joint. Its innovative drive and continuous vario-gear results in particularly physiological movement characteristics. A highly natural appearance can be achieved in combination with the hand-painted SkinNatural prosthetic gloves.

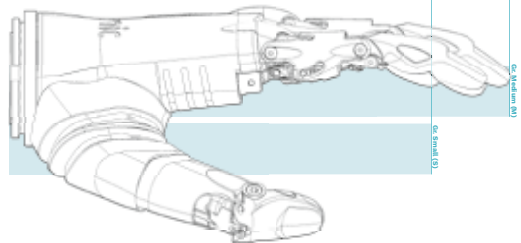
## **On the following pages you will find**

- Myo Plus pattern recognition
- bebionic hand
- Myo terminal device
- Spare parts and accessories
- System Electric Hands
- Myo prosthetic gloves and accessories
- Myo System Electric Greifer Myo wrists and accessories
- Elbow components
- Shoulder joints
- Electrodes and accessories
- Batteries and battery chargers with accessories
- Cables and accessories
- Control elements
- Accessories
- Myo software Myo service parts





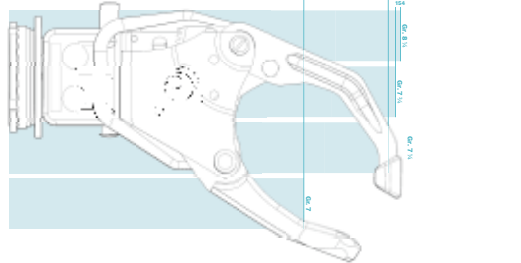
# MyoBock terminal devices. Structural heights.



## **bebionic hand.**

**Structural height** Size small: 166 mm (colour: white or black)  
Size medium: 197 mm (colour: black)

**Hand circumference** Size small: 180 mm  
Size medium: 210 mm



## **MyoBock hand.**

### **SensorHand Speed / MyoHand VariPlus Speed**

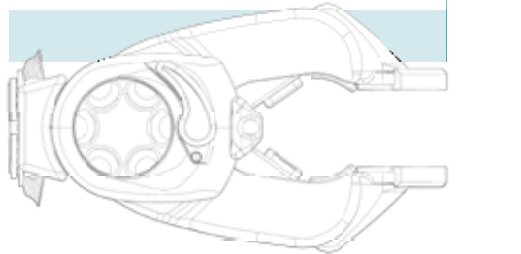
**Structural height** Size 7 ¼: 149 mm  
Size 7 ¾: 152 mm  
Size 8 ¼: 154 mm

**Hand circumference** Size 7 ¼: 190 mm  
Size 7 ¾: 209 mm  
Size 8 ¼: 217 mm

### **DMC plus System Electric Hand**

**Structural height** Size 7: 116 mm

**Hand circumference** Size 7: 172 mm



## **System Electric Greifer.**

**Structural height** 172 mm



## **Flex with EQD and active rotation.**

**Structural height** 99 mm (MyoBock)  
96 mm (bebionic)

**Reference numbers** 8E41 MyoBock hand with 10V40, 9S266 and 10S17  
8E72 bebionic with 10S17



## **Flex with EQD.**

**Structural height** 56 mm (MyoBock)  
53 mm (bebionic)

**Reference numbers** 8E41 MyoBock hand with 10V40 and 9S266  
8E72 bebionic



## **EQD with active rotation.**

**Structural height** 63 mm

**Reference numbers** 8E33 System Electric Greifer with 10S17  
8E38 MyoBock hand with 10S17  
8E70 bebionic with 10S17



## **EQD.**

**Structural height** 20 mm

**Reference numbers** 8E33 System Electric Greifer  
8E38 MyoBock hand  
8E70 bebionic



## **Short wrist.**

**Structural height** 6 mm

**Reference numbers** 8E34 System Electric Greifer  
8E39 MyoBock hand  
8E71 bebionic

## Myo Plus pattern recognition.

Myo Plus ensures easy, intuitive and smooth prosthesis control without the complicated process of switching between different grips. The intelligent control learns to interpret the movement patterns in the user's residual limb. A certain prosthesis grip is assigned to each movement pattern, so the prosthesis can be intuitively controlled like never before.

The newly developed Myo Plus app is the central interface between the user and the control unit. It serves as a "window into the prosthesis" and visualises the movement patterns in the residual limb. While the prosthesis used to be something of a "black box" for technicians, users and therapists, the app now makes the movement patterns directly visible for the first time



### 13E520 Myo Plus TR

The Myo Plus TR control unit uses machine learning to measure and interpret existing muscle activity in the residual limb. As a result, movement patterns are recognised and assigned to prosthesis movements.

#### Key features

- Machine learning allows the user's individual movement patterns to be utilised
- Suitable for active or passive rotation
- More intuitive control, better and more fluid transition without switching
- bebionic hand with digital control interface
- Compatible with all MyoBock hands and analogue myo hands

#### Technical data

Article number	Width	Height	Length	Size
13E520	27 mm	9,2 mm	67 mm	67 x 27 x 9,2 mm

#### Information material

647G1381=ALL_INT	Instruction for use [short] (qualified personnel)   Myo Plus
647H915=ALL_INT	Instructions for use (user)   Myo Plus
647F599=EN_MASTER	Order form   bebionic Hand, Myo Plus
646D1430=EN_MASTER	Myo Plus product brief



### 13E400 Remote electrode

Double-pole Remote electrode for recording muscle signals with Myo Plus pattern recognition. Available in two cable lengths (90 mm and 140 mm).

#### Technical data

Article number	Length	Frequency bandwidth	Mains frequency
13E400=G90-50	90 mm	80 - 500 Hz	50 Hz
13E400=G90-60	90 mm	80 - 500 Hz	60 Hz
13E400=G140-50	140 mm	80 - 500 Hz	50 Hz
13E400=G140-60	140 mm	80 - 500 Hz	60 Hz

• Up to six of the 13E400=\* Remote electrodes are required per prosthesis.





## 13E401 Remote electrode

Triple-pole Remote electrode for recording muscle signals with Myo Plus pattern recognition. Available in two cable lengths (90 mm and 140 mm).

### Technical data

Article number	Length	Frequency bandwidth	Mains frequency
13E401=G90-50	90 mm	80 - 500 Hz	50 Hz
13E401=G90-60	90 mm	80 - 500 Hz	60 Hz
13E401=G140-50	140 mm	80 - 500 Hz	50 Hz
13E401=G140-60	140 mm	80 - 500 Hz	60 Hz

· Two of the 13E401=\* Remote electrodes are required per prosthesis.

## Accessories/spare parts for 13E520, 13E400, 13E401



### 13Z161 Electrode dome, low

Flat electrode dome with a height of 2.2 mm for screw connection with remote electrode for Myo Plus pattern recognition. The inner side is tapered so it can fit snugly against the inner socket material.

### Technical data

Article number	Height	Package contents
13Z161	2.2 mm	6 piece(s)

· A total of three packing units (18 pcs) are needed per prosthesis.



### 13Z162 Electrode dome, medium

Medium electrode dome with a height of 3.5 mm for screw connection with remote electrode for Myo Plus pattern recognition. The inner side is tapered so it can fit snugly against the inner socket material.

### Technical data

Article number	Height	Package contents
13Z162	3.5 mm	6 piece(s)

· A total of three packing units (18 pcs) are needed per prosthesis.



### 13Z163 Electrode dome, high

Tall electrode dome with a height of 4.2 mm for screw connection with remote electrode for Myo Plus pattern recognition. The inner side is tapered so it can fit snugly against the inner socket material.

### Technical data

Article number	Height	Package contents
13Z163	4.2 mm	6 piece(s)

· A total of three packing units (18 pcs) are needed per prosthesis.



### 560X18 Myo Plus

The Myo Plus app lets qualified personnel and users configure the Myo Plus prosthesis control and adjust it on an ongoing basis.

### Key features

- Evaluation and prosthesis training
- Basic system settings
- Illustration and continuous adaptation of movement patterns
- Adjustment of system and movement parameters
- Available free of charge in the Google Play Store and Apple App Store

## bebionic hand.

### Passively movable and replaceable fingers

The fingers yield when they brush against people or unintentionally bump into objects and fold away comfortably to protect the mechanics of the hand. If the fingers do break, they are now easily replaceable with the newly available spare fingers.

### 14 selectable grips and hand positions

For a high degree of flexibility in everyday life with a wide range of different activities.

The hand is now fully produced by Ottobock and is subject to our rigorous quality requirements.



### Padded palps and a wide thumb profile

Maximum gripping surface and safe, precise gripping.

### Highly functional multi-articulating hand

Individual drives in the fingers allow objects to be grasped in a natural-looking, adaptive way.

### Bluetooth module in both hand sizes

Just one Bluetooth adapter is required to easily connect to the bebalance+ adjustment software.

### Three wrist joint variants

Different structural heights allow for versatile use, individually tailored to the user's amputation level

### Compatible with Myo Plus

Coordinated with Myo Plus pattern recognition through a digital interface.

# bebionic hand.

The bebionic hand is a myoelectrically controlled prosthetic hand, offering the user five individually powered, moveable fingers. Each individual finger and the thumb is driven by its own motor, allowing this hand to execute various grip patterns. The latest drive technology allows the integrated microprocessor to continuously monitor the finger position.

This makes it possible to reconstruct all grip patterns precisely and also gives the hand a special feature, the Auto-Grip function.

The bebionic is available in sizes small and medium. The small hand is ideal for women and adolescents.



## 8E70 bebionic hand EQD

This multi-articulating prosthetic hand features 14 different grips and works intuitively and precisely.

### Key features

- Individual drives in the fingers
- Easy to connect to bebalance+ adjustment software via Bluetooth with enhanced usability
- Optimised for Myo Plus pattern recognition
- Padded palps and a wide thumb profile
- 14 selectable grips
- Compatible with DynamicArm without AnalogAdapter
- Available in white Kevlar look and black carbon look

### Technical data

#### Information material

647G1391=ALL_INT	Instructions for use [short] (qualified personnel)   8E70=*, 8E71=*, 8E72=*
647G1392=ALL_INT	Instructions for use [short] (qualified personnel)   560X12=V1.4 bebalance+ 1.4

Article number	Side	Size	Colour
8E70=L-M-B	left (L)	Medium	Black
8E70=L-S-B	left (L)	small	Black
8E70=L-S-W	left (L)	small	White
8E70=R-M-B	right (R)	Medium	Black
8E70=R-S-B	right (R)	small	Black
8E70=R-S-W	right (R)	small	White
8E70=L-M-B-1	left (L)	medium	Black
8E70=L-S-B-1	left (L)	small	Black
8E70=L-S-W-1	left (L)	small	White
8E70=R-M-B-1	right (R)	medium	Black
8E70=R-S-B-1	right (R)	small	Black
8E70=R-S-W-1	right (R)	small	White

· The bebionic hand EQD requires certification! Please contact your customer service representative or your regional contact person about this.



## 8E71 bebionic hand Short Wrist

The short wrist consists of a low-profile connector for users with a long residual limb. A lamination ring is provided for these hands in addition. The hand can also be rotated against a constant friction, which can be adjusted by the O&P professional.

### Key features

- Individual drives in the fingers
- Easy to connect to bebalance+ adjustment software via Bluetooth with enhanced usability
- Optimised for Myo Plus pattern recognition
- Padded palps and a wide thumb profile
- 14 selectable grips
- Available in white Kevlar look and black carbon look

### Technical data

Article number	Side	Colour
8E71=L-M-B-1	left (L)	Black
8E71=L-S-B-1	left (L)	Black
8E71=L-S-W-1	left (L)	White
8E71=R-M-B-1	right (R)	Black
8E71=R-S-B-1	right (R)	Black
8E71=R-S-W-1	right (R)	White

### Information material

647G1391=ALL_INT	Instructions for use [short] (qualified personnel)   8E70=*, 8E71=*, 8E72=*
646D1360=EN_MASTER	Brochure for technicians – bebionic hand
646D1361=EN_MASTER	User brochure – bebionic hand
647G1392=ALL_INT	Instructions for use [short] (qualified personnel)   560X12=V1.4 bebalance+ 1.4



## 8E72 bebionic hand Flex

The “Flex” wrist makes it easy for the user to lock or unlock the wrist position and set the hand prosthesis in five different positions. The hand position can be locked in flexion and extension in 20° increments from -40° to +40°.

### Key features

- Versatile flexion joint
- Individual drives in the fingers
- Easy to connect to bebalance+ adjustment software via Bluetooth with enhanced usability
- Compatible with Myo Plus pattern recognition
- Padded palps and a wide thumb profile
- 14 selectable grips
- Compatible with DynamicArm without AnalogAdapter

### Technical data

Article number	Side	Size	Colour
8E72=L-M-B-1	left (L)	medium	Black
8E72=L-S-B-1	left (L)	small	Black
8E72=L-S-W-1	left (L)	small	White
8E72=R-M-B-1	right (R)	medium	Black
8E72=R-S-B-1	right (R)	small	Black
8E72=R-S-W-1	right (R)	small	White

### Information material

647G1391=ALL_INT	Instructions for use [short] (qualified personnel)   8E70=*, 8E71=*, 8E72=*
646D1360=EN_MASTER	Brochure for technicians – bebionic hand
646D1361=EN_MASTER	User brochure – bebionic hand
647G1392=ALL_INT	Instructions for use [short] (qualified personnel)   560X12=V1.4 bebalance+ 1.4

# Accessories/spare parts for 8E70, 8E71, 8E72



## 9S296 Finger chain

The finger chain serves as overload protection for the four actively powered fingers by protecting the drive. In case of overloading, the corresponding finger can no longer be flexed since the connection to the drive was severed.

### Technical data

<b>Article number</b>
9S296
9S296-1=1

- Please use the finger chain (article no. 9S296) for the bebionic hands manufactured by Ottobock.
- Please use the finger chain (article no. B30977) for the bebionic hands manufactured by Steeper.



## 9S317 Finger, Small-Hand

Replaceable modular finger for an easy and fast on-site repair. Fitting to the hands: 8E70=\*-1, 8E71=\*-1 and 8E72=\*-1.

### Technical data

Article number	Finger	Colour
9S317=1-6	index finger S	White
9S317=2-6	middle finger S	White
9S317=3-6	ring finger S	White
9S317=4-6	little finger S	White
9S317=1-7	index finger S	Black
9S317=2-7	middle finger S	Black
9S317=3-7	ring finger S	Black
9S317=4-7	little finger S	Black



## 9S366 Finger, Medium-Hand

Replaceable modular fingers for an easy and fast on-site repair. Fitting to the hands: 8E70=\*-1, 8E71=\*-1 and 8E72=\*-1.

### Technical data

Article number	Finger	Colour
9S366=1-7	index finger M	Black
9S366=2-7	little finger M	Black



## 9S367 Finger, Medium-Hand

Replaceable modular fingers for an easy and fast on-site repair. Fitting to the hands: 8E70=\*-1, 8E71=\*-1 and 8E72=\*-1.

### Technical data

Article number	Finger	Colour
9S367=1-7	middle finger M	Black
9S367=2-7	ring finger M	Black



## B33061 Bluetooth long dongle

The Bluetooth long dongle enables wireless data communication between the bebionic hand and bebalance+ software.

### Technical data

<b>Article number</b>
B33061

- The dongle is used for the bebionic hands produced by Ottobock.



#### Information material

647G1362=ALL_INT	Instructions for use (qualified personnel)   8S710, 8S711 bebionic Skin Silicone
647H897=ALL_INT	Instructions for use (patient)   8S710, 8S711 bebionic Skin Silicone
647G1391=ALL_INT	Instructions for use [short] (qualified personnel)   8E70=*, 8E71=*, 8E72=*

## 8S711 bebionic Skin Silicone

The bebionic Skin Silicone prosthetic glove is manufactured from multiple layers of state-of-the-art silicone with an integrated reinforcing mesh. It has a realistic, inconspicuous design thanks to finely crafted details on the palms, knuckles, nails and joints as well as the micropigmentation. Available in eight colours.

#### Key features

- Easy to put on and take off
- Easy to clean with warm water and soap
- Natural design and appearance thanks to adapted finger position
- Adapted silicone formula for consistent appearance
- Optimised bonding process for the integrated reinforcing mesh
- UV resistant and thermally stable

#### Technical data

Article number	Side	Size
8S711=L-S	left (L)	S
8S711=R-S	right (R)	S
8S711=L-M	left (L)	M
8S711=R-M	right (R)	M
8S711=L-L	left (L)	L
8S711=R-L	right (R)	L

- Available in eight different shades.
- Please use the colour sample set (article no. 646M82) to determine the colour.
- Order example: 8S711=R-S04-N



#### Information material

647G1362=ALL_INT	Instructions for use (qualified personnel)   8S710, 8S711 bebionic Skin Silicone
647H897=ALL_INT	Instructions for use (patient)   8S710, 8S711 bebionic Skin Silicone
647G1391=ALL_INT	Instructions for use [short] (qualified personnel)   8E70=*, 8E71=*, 8E72=*

## 8S710 bebionic Skin Silicone Black

The bebionic Skin Silicone prosthetic glove is manufactured from multiple layers of state-of-the-art silicone with an integrated reinforcing mesh.


#### Key features

- Easy to put on and take off
- Easy to clean with warm water and soap
- Adapted silicone formula for consistent appearance
- Optimised bonding process for the integrated reinforcing mesh
- UV resistant and thermally stable

#### Technical data

Article number	Side	Size	Colour
8S710=L-S20	left (L)	S	Black
8S710=R-S20	right (R)	S	Black
8S710=L-M20	left (L)	M	Black
8S710=R-M20	right (R)	M	Black
8S710=L-L20	left (L)	L	Black
8S710=R-L20	right (R)	L	Black

- Order example: 8S710=R-S20-N



**Information material**

647G1612=ALL_INT	Instructions for use (qualified personnel)   8E38=8*, 8E39=8*, 8E43=8*
646D321=EN_MASTER	Brochure for technicians – SensorHand Speed / MyoHand VariPlus Speed
646F277=EN_MASTER	Poster – MyoBock portfolio

## 8E38=9 MyoHand VariPlus Speed

The MyoHand VariPlus Speed combines the mechanical characteristics of the SensorHand Speed and the control variants of the DMC VariPlus System Electric Greifer. Thanks to the high gripping force and speed, users can grip objects quickly and precisely.

**Key features**

- High gripping force and speed
- Fast and precise gripping
- Automatic shut-off electronics with integrated on-off switch
- With low-friction bevel gear, positive drive unit and system inner hand
- An integrated slip clutch makes opening possible in case of emergency

**Technical data**

Article number	Side	Size	Inner hand	for
8E38=9-L7 1/4	left	7 1/4	8X18=L7 1/4	Women, adolescents
8E38=9-R7 1/4	right	7 1/4	8X18=R7 1/4	Women, adolescents
8E38=9-L7 3/4	left	7 3/4	8X18=L7 3/4	Men
8E38=9-R7 3/4	right	7 3/4	8X18=R7 3/4	Men
8E38=9-L8 1/4	left	8 1/4	8X18=L8 1/4	Men
8E38=9-R8 1/4	right	8 1/4	8X18=R8 1/4	Men
<b>Static current</b>		1 mA		
<b>Operating temperature</b>		-5 to 45 °C		
<b>Operating voltage</b>		6/7.2 V		
<b>Opening width</b>		100 mm		
<b>Proportional gripping force</b>		0 - 100 N		
<b>Proportional speed</b>		15 - 300 mm/sec		
<b>Weight with system inner hand</b>		460 g		

- The electrodes must be adjusted with the MyoBoy (article no. 757M11).
- The MyoHand VariPlus Speed requires certification! Please contact your customer service representative or your regional contact person about this.



**Information material**

647G1362=ALL_INT	Instructions for use (qualified personnel)   8S710, 8S711 bebionic Skin Silicone
647H897=ALL_INT	Instructions for use (patient)   8S710, 8S711 bebionic Skin Silicone

## 8E39=9 MyoHand VariPlus Speed

The hand combines the mechanical characteristics of the SensorHand Speed and the control variants of the DMC VariPlus System Electric Greifer. Thanks to the high gripping force and speed, users can grip objects quickly and precisely.

**Key features**

- High gripping force and speed
- Fast and precise gripping
- Automatic shut-off electronics with integrated on-off switch
- With low-friction bevel gear, positive drive unit and system inner hand
- An integrated slip clutch makes opening possible in case of emergency

**Technical data**

Article number	Side	Size	Inner hand	for
8E39=9-L7 1/4	left	7 1/4	8X18=L7 1/4	Women, adolescents
8E39=9-R7 1/4	right	7 1/4	8X18=R7 1/4	Women, adolescents
8E39=9-L7 3/4	left	7 3/4	8X18=L7 3/4	Men
8E39=9-R7 3/4	right	7 3/4	8X18=R7 3/4	Men
8E39=9-L8 1/4	left	8 1/4	8X18=L8 1/4	Men
8E39=9-R8 1/4	right	8 1/4	8X18=R8 1/4	Men
<b>Static current</b>		1 mA		
<b>Operating temperature</b>		0 to +70 °C		
<b>Opening width</b>		100 mm		
<b>Proportional gripping force</b>		0 - 100 N		
<b>Proportional speed</b>		15 - 300 mm/sec		
<b>Weight with system inner hand</b>		460 g		

- The electrodes must be adjusted with the MyoBoy (article no. 757M11).
- The MyoHand VariPlus Speed can be operated with the MyoEnergy Integral (article no. 757B35=\*) or the EnergyPack (article no. 757B20 / 757B21). It features a centrally guided flat cable, automatic shut-off electronics with integrated on-off switch, low-friction bevel gear, positive drive unit and system inner hand. An integrated slip clutch makes opening possible in case of emergency.

The following control variants can be selected with the MyoSelect (article no. 757T13)

- DMC plus
- AutoControl LowInput
- VarioControl
- VarioDual
- DigitalControl
- DoubleChannel Control



#### Information material

647G504=ALL_INT	Instructions for use   8E38=9, 8E39=9, 8E41=9
646D321=EN_MASTER	Brochure for technicians – SensorHand Speed / MyoHand VariPlus Speed
646D1551=EN_MASTER	Product brief   Myo Speed hands
646D1269=EN_HQ	Brochure for technicians – MyoBock
647F624=EN_MASTER	Order form   Active Rotation & Integral Battery
647F625=EN_MASTER	Order form   Passive Rotation & Integral Battery
647F626=EN_MASTER	Order form   Active rotation & external rechargeable battery
647F627=EN_MASTER	Order form   Passive rotation & external rechargeable battery

## 8E41=9 MyoHand VariPlus Speed

The hand combines the mechanical characteristics of the SensorHand Speed and the control variants of the DMC VariPlus. Thanks to the high gripping force and speed, users can grip objects quickly and precisely.

#### Key features

- High gripping force and speed
- Fast and precise gripping
- Automatic shut-off electronics with integrated on-off switch
- With low-friction bevel gear, positive drive unit and system inner hand
- An integrated slip clutch makes opening possible in case of emergency

#### Technical data

Article number	Side	Size	Inner hand	for
8E41=9-L7 1/4	left	7 1/4	8X18=L7 1/4	Women, adolescents
8E41=9-R7 1/4	right	7 1/4	8X18=R7 1/4	Women, adolescents
8E41=9-L7 3/4	left	7 3/4	8X18=L7 3/4	Men
8E41=9-R7 3/4	right	7 3/4	8X18=R7 3/4	Men
8E41=9-L8 1/4	left	8 1/4	8X18=L8 1/4	Men
8E41=9-R8 1/4	right	8 1/4	8X18=R8 1/4	Men
<b>Static current</b>			1 mA	
<b>Operating temperature</b>			0 to +70 °C	
<b>Operating voltage</b>			6/7.2 V	
<b>Opening width</b>			100 mm	
<b>Proportional gripping force</b>			0 - 100 N	
<b>Proportional speed</b>			15 - 300 mm/sec	
<b>Weight with system inner hand</b>			460 g	

- The electrodes must be adjusted with the MyoBoy (article no. 757M11).



#### Information material

647G1612=ALL_INT	Instructions for use (qualified personnel)   8E38=8*, 8E39=8*, 8E43=8*
646D321=EN_MASTER	Brochure for technicians – SensorHand Speed / MyoHand VariPlus Speed
646D1551=EN_MASTER	Product brief   Myo Speed hands

## 8E38=8 SensorHand Speed

The SensorHand Speed opens and closes more than twice as fast as other electric hands. It can be controlled easily and precisely. The grip stabilisation system with SUVA sensors reduces the risk of an object slipping out of the hand and being dropped. The FlexiGrip function allows a grasped object to be repositioned in the hand.

#### Key features

- High gripping force and speed
- Fast and precise gripping
- Automatic shut-off electronics with integrated on-off switch
- With low-friction bevel gear, positive drive unit and system inner hand
- Automatic grip stabilisation system with SUVA\* sensors
- FlexiGrip function allows a grasped object to be repositioned in the hand
- An integrated slip clutch makes opening possible in case of emergency

#### Technical data

Article number	Side	Size	Inner hand	for
8E38=8-L7 1/4	left	7 1/4	8X18=L7 1/4	Women, adolescents
8E38=8-R7 1/4	right	7 1/4	8X18=R7 1/4	Women, adolescents
8E38=8-L7 3/4	left	7 3/4	8X18=L7 3/4	Men
8E38=8-R7 3/4	right	7 3/4	8X18=R7 3/4	Men
8E38=8-L8 1/4	left	8 1/4	8X18=L8 1/4	Men
8E38=8-R8 1/4	right	8 1/4	8X18=R8 1/4	Men
<b>Operating voltage</b>			6/7.2 V	
<b>Opening width</b>			100 mm	
<b>Proportional gripping force</b>			15 - 300 mm/sec	
<b>Proportional speed</b>			0 - 100 N	
<b>Weight with system inner hand</b>			462 g	

- The electrodes must be adjusted with the 757M11 MyoBoy®!





## 8E39=8 SensorHand Speed

The SensorHand Speed opens and closes more than twice as fast as other electric hands. It can be controlled easily and precisely. The grip stabilisation system with SUVA sensors reduces the risk of an object slipping out of the hand and being dropped. The FlexiGrip function allows a grasped object to be repositioned in the hand.

### Key features

- High gripping force and speed
- Fast and precise gripping
- Automatic shut-off electronics with integrated on-off switch
- With low-friction bevel gear, positive drive unit and system inner hand
- Automatic grip stabilisation system with SUVA\* sensors
- FlexiGrip function allows a grasped object to be repositioned in the hand
- An integrated slip clutch makes opening possible in case of emergency

### Information material

647G1612=ALL_INT	Instructions for use (qualified personnel)   8E38=8*, 8E39=8*, 8E43=8*
646D321=EN_MASTER	Brochure for technicians – SensorHand Speed / MyoHand VariPlus Speed

### Technical data

Article number	Side	Size	Inner hand	for	
8E39=8-L7 1/4	left	7 1/4	8X18=L7 1/4	Women, adolescents	
8E39=8-R7 1/4	right	7 1/4	8X18=R7 1/4	Women, adolescents	
8E39=8-L7 3/4	left	7 3/4	8X18=L7 3/4	Men	
8E39=8-R7 3/4	right	7 3/4	8X18=R7 3/4	Men	
8E39=8-L8 1/4	left	8 1/4	8X18=L8 1/4	Men	
8E39=8-R8 1/4	right	8 1/4	8X18=R8 1/4	Men	
<b>Operating voltage</b>		6/7.2 V			
<b>Opening width</b>		100 mm			
<b>Proportional gripping force</b>		0 - 100 N			
<b>Proportional speed</b>		15 - 300 mm/sec			
<b>Weight with system inner hand</b>		462 g			

• The electrodes must be adjusted with the MyoBoy (article no. 757M11).



## 8E38=7 System Electric Hand Digital Twin

The System Electric Hand Digital Twin with quick-disconnect wrist is suitable for all amputation levels, except wrist disarticulation. It is equipped with the Digital Twin control with a digital and a dual-channel control mode. The desired control mode is selected using the integrated function plug (article no. 13E185).

### Key features

- Gripping force and speed determined by muscle signals
- Passive wrist rotation with ratchet lock
- Desired control variant selected with the integrated function plug (article no. 13E185)
- Automatic shut-off electronics with integrated on-off switch
- With low-friction bevel gear, positive back lock and system inner hand
- An integrated slip clutch makes opening possible in case of emergency
- With potentiometer for adjusting the switching threshold (double-channel control)

### Information material

647G1591=ALL_INT	Instructions for use   8E38=7, 8E39=7, 8E41=7
------------------	-----------------------------------------------

### Technical data

Article number	Side	Size	Inner hand	for	
8E38=7-L7 1/4	left	7 1/4	8X18=L7 1/4	Women, adolescents	
8E38=7-R7 1/4	right	7 1/4	8X18=R7 1/4	Women, adolescents	
8E38=7-L7 3/4	left	7 3/4	8X18=L7 3/4	Men	
8E38=7-R7 3/4	right	7 3/4	8X18=R7 3/4	Men	
8E38=7-L8 1/4	left	8 1/4	8X18=L8 1/4	Men	
8E38=7-R8 1/4	right	8 1/4	8X18=R8 1/4	Men	
<b>Operating voltage</b>		6/7.2 V			
<b>Opening width</b>		100 mm			
<b>Gripping force</b>		90 N			
<b>Medium velocity</b>		110 mm/sec			
<b>Weight with system inner hand</b>		457 g			

• The System Electric Hand Digital Twin can be operated with the MyoEnergy Integral (article no. 757B35=\*) or the EnergyPack (article no. 757B20 / 757B21).

• The electrodes must be adjusted with the MyoBoy (article no. 757M11).



#### Information material

647G1591=ALL_INT	Instructions for use   8E38=7, 8E39=7, 8E41=7
------------------	--------------------------------------------------

## 8E39=7 System Electric Hand Digital Twin

The System Electric Hand Digital Twin with lamination ring wrist connection is suitable for wrist disarticulation residual limbs. It is equipped with the Digital Twin control featuring a digital and dual-channel control mode. The desired control mode is selected using the integrated function plug (article no. 13E185).

#### Key features

- Gripping force and speed determined by muscle signals
- Passive wrist rotation with ratchet lock
- Desired control variant selected with the integrated function plug (article no. 13E185)
- Automatic shut-off electronics with integrated on-off switch
- With low-friction bevel gear, positive back lock and system inner hand
- An integrated slip clutch makes opening possible in case of emergency
- With potentiometer for adjusting the switching threshold (double-channel control)

#### Technical data

Article number	Side	Size	Inner hand	for
8E39=7-L7 1/4	left	7 1/4	8X18=L7 1/4	Women, adolescents
8E39=7-R7 1/4	right	7 1/4	8X18=R7 1/4	Women, adolescents
8E39=7-L7 3/4	left	7 3/4	8X18=L7 3/4	Men
8E39=7-R7 3/4	right	7 3/4	8X18=R7 3/4	Men
8E39=7-L8 1/4	left	8 1/4	8X18=L8 1/4	Men
8E39=7-R8 1/4	right	8 1/4	8X18=R8 1/4	Men
<b>Operating voltage</b>		6/7.2 V		
<b>Opening width</b>		100 mm		
<b>Gripping force</b>		90 N		
<b>Medium velocity</b>		110 mm/sec		
<b>Weight with system inner hand</b>		457 g		

- The System Electric Hand Digital Twin can be operated with the MyoEnergy Integral (article no. 757B35=\*) or the EnergyPack (article no. 757B20 / 757B21).
- The electrodes must be adjusted with the MyoBoy (article no. 757M11).



#### Information material

647G1590=ALL_INT	Instructions for use   8E38=6, 8E39=6, 8E41=6
------------------	--------------------------------------------------

## 8E38=6 System Electric Hand DMC plus

The System Electric Hand DMC plus with quick-disconnect wrist is suitable for all residual limb lengths except wrist disarticulation. It features a DMC and DMC plus control mode, reducing the risk of opening the hand with unintentional myosignals. Two independent measurement and control systems proportionally control both the gripping speed and gripping force.


#### Key features

- The gripping speed and gripping force are determined by the strength of the muscle signal
- Desired control variant selected with the integrated function plug (article no. 13E185)
- Automatic shut-off electronics with integrated on-off switch
- With low-friction bevel gear, positive back lock and system inner hand
- An integrated slip clutch makes opening possible in case of emergency
- Suitable for the treatment of adolescents and women

#### Technical data

Article number	Side	Size	Inner hand	for
8E38=6-R7	right	7	8X18=R7	Women, adolescents
8E38=6-L7	left	7	8X18=L7	Women, adolescents
<b>Operating voltage</b>		6/7.2 V		
<b>Opening width</b>		79 mm		
<b>Proportional gripping force</b>		0 - 90 N		
<b>Proportional speed</b>		15 - 130 mm/sec		
<b>Weight with system inner hand</b>		355 g		

- The System Electric Hand DMC plus can be operated with the MyoEnergy Integral (article no. 757B35=\*) or the EnergyPack (article no. 757B20, 757B21).
- The electrodes must be adjusted with the MyoBoy (article no. 757M11).



**Information material**

647G1590=ALL_INT	Instructions for use   8E38=6, 8E39=6, 8E41=6
------------------	-----------------------------------------------

## 8E39=6 System Electric Hand DMC plus

The System Electric Hand DMC plus with lamination ring wrist connection is suitable for wrist disarticulation. It features a DMC and DMC plus control mode, reducing the risk of opening the hand with unintentional muscle signals. Two independent measurement and control systems proportionally control both the gripping speed and gripping force.

**Key features**

- Gripping force and speed determined by muscle signals
- Desired control variant selected with the integrated function plug (article no. 13E185)
- Automatic shut-off electronics with integrated on-off switch
- With low-friction bevel gear, positive drive unit and system inner hand
- An integrated slip clutch makes opening possible in case of emergency
- Suitable for the treatment of adolescents and women

**Technical data**

Article number	Side	Size	Inner hand	for
8E39=6-R7	right	7	8X18=R7	Women, adolescents
8E39=6-L7	left	7	8X18=L7	Women, adolescents
<b>Operating voltage</b>		6/7.2 V		
<b>Opening width</b>		79 mm		
<b>Proportional gripping force</b>		0 - 90 N		
<b>Proportional speed</b>		15 - 130 mm/sec		
<b>Weight with system inner hand</b>		355 g		

• The electrodes must be adjusted with the MyoBoy (article no. 757M11).



**Information material**

647G1597=ALL_INT	Instructions for use   8E44=6, 8E44=7 Transcarpal Hand
------------------	--------------------------------------------------------

## 8E44=6 Transcarpal Hand DMC plus

The Transcarpal Hand DMC plus with lamination plate is suitable for wrist disarticulation to transcarpal residual limbs. It features a DMC and DMC plus control mode, reducing the risk of opening the hand with unintentional muscle signals. Two measurement and control systems proportionally control the gripping speed and gripping force.

**Key features**

- Gripping force and speed determined by muscle signals
- Desired control variant selected with the integrated function plug (article no. 13E185)
- Automatic shut-off electronics with integrated on-off switch
- With low-friction bevel gear, positive drive unit and system inner hand
- An integrated slip clutch makes opening possible in case of emergency

**Technical data**

Article number	Side	Size	Inner hand	for
8E44=6-L7 1/4	left	7 1/4	8X24=L7 1/4	Women, adolescents, men
8E44=6-R7 1/4	right	7 1/4	8X24=R7 1/4	Women, adolescents, men
8E44=6-L7 3/4	left	7 3/4	8X24=L7 3/4	Men
8E44=6-R7 3/4	right	7 3/4	8X24=R7 3/4	Men
8E44=6-L8 1/4	left	8 1/4	8X24=L8 1/4	Men
8E44=6-R8 1/4	right	8 1/4	8X24=R8 1/4	Men
<b>Operating voltage</b>		6/7.2 V		
<b>Operating temperature</b>		0 to +70 °C		
<b>Opening width</b>		100 mm		
<b>Proportional gripping force</b>		0 - 90 N		
<b>Proportional speed</b>		15 - 130 mm/sec		
<b>Weight with system inner hand</b>		308 g		

- The electrodes must be adjusted with the 757M11 MyoBoy!
- Compatible prosthetic gloves 8S11N=\*;8S12N=\*;8S13N=\*;8S11=\*;8S12=\*;8S13=\*
- The Transcarpal Hand DMC plus can be operated with the MyoEnergy Integral (article no. 757B35=\*) or the EnergyPack (article no. 757B20 / 757B21).

## Accessories/spare parts for system electro hands



### 10S1 Lamination ring

Lamination ring for myoelectric prosthetic hands such as the bebionic hand (article no. 8E70), System Electric Hands (article no. 8E38) or System Electric Greifer (article no. 8E33) with a lamination protection cover for bonding.

#### Technical data

Article number	For hand size
10S1=40	7
10S1=45	7, 7 1/4
10S1=50	7 3/4
10S1=54	8 1/4



### 9E169 Coaxial plug

Four-pin coaxial plug for connecting the two electrodes and the battery for passive rotation together with the coupling piece (article number 10S4) for all MyoBock prosthetic hands and bebionic hands with Quick Disconnect (EQD).

#### Technical data

Article number
9E169



### 10S4 Coupling piece

Coupling piece with lock ring for passive rotation together with the coaxial plug (article number 9E169) for all MyoBock prosthetic hands and bebionic hands with Electric Quick Disconnect (EQD).

#### Technical data

Article number	with
10S4	11S4 Lock ring




### 8X18 System inner hand

System inner hand for MyoBock System Electric Hands in the sizes 7, 7 1/4, 7 3/4 and 8 1/4. Energy-saving, lightweight plastic version with partial reinforcement, with wire inserts in the fingers and sealing retainer ring or lock ring.

#### Technical data

Article number	Side	For hand size	Retaining or lock ring
8X18=L7	left (L)	7	9S15=48
8X18=R7	right (R)	7	9S15=48
8X18=L7 1/4	left (L)	7 1/4	9S187=7 1/4
8X18=R7 1/4	right (R)	7 1/4	9S187=7 1/4
8X18=L7 3/4	left (L)	7 3/4	9S187=7 3/4
8X18=R7 3/4	right (R)	7 3/4	9S187=7 3/4
8X18=L8 1/4	left (L)	8 1/4	9S187=8 1/4
8X18=R8 1/4	right (R)	8 1/4	9S187=8 1/4



### 8X24 System inner hand

System inner hand for Ottobock transcarpal hands in sizes 7 1/4, 7 3/4 and 8 1/4.

#### Technical data

Article number	Side	For hand size
8X24=L7 1/4	left (L)	7 1/4
8X24=R7 1/4	right (R)	7 1/4
8X24=L7 3/4	left (L)	7 3/4
8X24=R7 3/4	right (R)	7 3/4
8X24=L8 1/4	left (L)	8 1/4
8X24=R8 1/4	right (R)	8 1/4



### 9S187 Retainer ring, wide

Wide lock ring. Compatible with the system inner hand (article number 8X14 and 8X18) and in hand sizes 7 1/4, 7 3/4 and 8.

**Technical data**

Article number	For hand size
9S187=7 1/4	7 1/4
9S187=7 3/4	7 3/4, 8
9S187=8 1/4	8 1/4



### 453A1 Derma Protection ArmComfort

Derma Protection ArmComfort makes the transition from the forearm socket to the upper arm more visually appealing and provides additional support for the prosthesis. The special polymer gel coating, high elasticity and anatomical fit also improve wearer comfort.

**Technical data**

Article number	for	Overall length
453A1	Adults	245 mm
453A1=1	Children	160 mm

**Information material**

647H1658=ALL_INT	Instructions for use (User)   Derma Protection Arm-Comfort
------------------	------------------------------------------------------------



### OC1560 EasyFit Arm donning aid

The EasyFit Arm donning aid saves time and effort when putting on an arm prosthesis with a valve opening.

**Technical data**

Article number	Size	Proximal residual limb circumference	Distal residual limb circumference	Residual limb length	Colour	Colour seam
OC1560=KIDS	KIDS	29 cm	15 cm	21 cm	Green	Multi-coloured
OC1560=TR	TR	42 cm	22 cm	25 cm	Green	Orange
OC1560=TH	TH	47 cm	28 cm	34 cm	Green	Dark green

**Information material**

646D536=EN	OC1560 EasyFit Arm donning aid product information
------------	----------------------------------------------------



### 624Z12 Special thread

The special thread is used for sealing the system inner hand (art. no. 8X24) of the Transcarpal Hand DMC plus (art. no. 8E44=6).

**Technical data**

Article number	For machines
624Z12	8X24 System inner hand



### 9E388 Cable seal

Cable seal for hand cable (article no. 9E53) for the Transcarpal Hand DMC plus (article no. 8E44=6).

**Technical data**

Article number	for
9E388	9E53 Hand Cable (for the Transcarpal Hand)



## 502S97=M5 Hexagon nut

Hexagon nut with flange for the Transcarpal Hand (article no. 8E44=6).

### Technical data

Article number	with
502S97=M5	Flange



## 8Y1 Tweezers

The tweezers are clamped between the fingers of the System Electric Hand so small objects can be gripped with precision.

### Technical data

Article number	Suitable for
8Y1	hand sizes 7, 7 1/4, 7 3/4 and 8 1/4



## 743F1 Pinch gauge

The pinch gauge is used to check the gripping force of System Electric Hands.

### Technical data

Article number
743F1



## 8S11N Skin Natural prosthetic glove for men and adolescents

The Skin Natural prosthetic glove for adolescents and men features a highly natural appearance and improved cleaning characteristics in particular. The MyoSkin Natural prosthetic glove made of PVC is robust and durable. Thanks to the outer coating, the MyoSkin Natural is less susceptible to dirt and easy to clean. The appearance was based on that of a real hand to achieve a high degree of naturalness. The MyoSkin Natural (article no. 8S11N) is suitable for men.

### Key features

- Robust and durable thanks to PVC
- Less susceptible to dirt and easy to clean
- Natural appearance
- Coloured by hand


### Information material

647G571=ALL_INT	Instructions for use (qualified personnel)   8S4N=*, 8S5N=*, 8S6N=*, 8S11N=*, 8S12N=*, 8S13N=*, 8S20N=*
647H895=ALL_INT	Instructions for use (patient)   8S4N=*, 8S5N=*, 8S6N=*, 8S11N=*, 8S12N=*, 8S13N=*, 8S20N=*

### Technical data

Article number	Side	For hand size	Inner hand	Sleeve length	Metacarpal circumference	Middle finger length	for
8S11N=225X80L	left (L)	8 1/4	8X18=L8 1/4 8X24=L8 1/4	350 mm	225 mm	80 mm	8X18=L8 1/4, 8X24=L8 1/4
8S11N=210X78L	left (L)	7 3/4	8X18=L7 3/4 8X24=L7 3/4	320 mm	210 mm	78 mm	8X18=L7 3/4, 8X24=L7 3/4
8S11N=190X76L	left (L)	7 1/4	8X18=L7 1/4 8X24=L7 1/4	300 mm	190 mm	76 mm	8X18=L7 1/4, 8X24=L7 1/4
8S11N=225X80R	right (R)	8 1/4	8X18=R8 1/4 8X24=R8 1/4	350 mm	225 mm	80 mm	8X18=R8 1/4, 8X24=R8 1/4
8S11N=210X78R	right (R)	7 3/4	8X18=R7 3/4 8X24=R7 3/4	320 mm	210 mm	78 mm	8X18=R7 3/4, 8X24=R7 3/4
8S11N=190X76R	right (R)	7 1/4	8X18=R7 1/4 8X24=R7 1/4	300 mm	190 mm	76 mm	8X18=R7 1/4, 8X24=R7 1/4

- Available in seven different shades.
- Please use the Skin Natural colour sample set (article no. 646M47) to determine the colour.
- Order example: 8S11=210X78L (standard glove) / 8S11N=210X78L (Skin Natural glove)
- The entire Skin Natural colour palette is produced with seven colours. The colour sample set (article no. 646M47) helps with determining the right colour.



## 8S12N MyoSkin Natural

The MyoSkin Natural prosthetic glove made of PVC is robust and durable. Thanks to the outer coating, the MyoSkin Natural is less susceptible to dirt and easy to clean. The appearance was based on that of a real hand to achieve a high degree of naturalness. The MyoSkin Natural (article no. 8S12N) is suitable for women.

### Key features

- Robust and durable thanks to PVC
- Less susceptible to dirt and easy to clean
- Natural appearance
- Coloured by hand


### Information material

647G571=ALL_INT	Instructions for use (qualified personnel)   8S4N=*, 8S5N=*, 8S6N=*, 8S11N=*, 8S12N=*, 8S13N=*, 8S20N=*
647H895=ALL_INT	Instructions for use (patient)   8S4N=*, 8S5N=*, 8S6N=*, 8S11N=*, 8S12N=*, 8S13N=*, 8S20N=*

### Technical data

Article number	Side	For hand size	Inner hand	Sleeve length
8S12N=190X78L	left (L)	7 1/4	8X18=L7 1/4 8X24=L7 1/4	460 mm
8S12N=190X78R	right (R)	7 1/4	8X18=R7 1/4 8X24=R7 1/4	460 mm

- Available in seven different shades.
- Please use the Skin Natural colour sample set (article no. 646M47) to determine the colour.
- Order example: 8S12=190X78L (standard glove) / 8S12N=190X78L (Skin Natural glove)



#### Information material

647G571=ALL_INT	Instructions for use (qualified personnel)   8S4N=*, 8S5N=*, 8S6N=*, 8S11N=*, 8S12N=*, 8S13N=*, 8S20N=*
647H895=ALL_INT	Instructions for use (patient)   8S4N=*, 8S5N=*, 8S6N=*, 8S11N=*, 8S12N=*, 8S13N=*, 8S20N=*

## 8S13N MyoSkin Natural

The MyoSkin Natural prosthetic glove made of PVC is robust and durable. Thanks to the outer coating, the MyoSkin Natural is less susceptible to dirt and easy to clean. The appearance was based on that of a real hand to achieve a high degree of naturalness. The MyoSkin Natural (article no. 8S13N) is suitable for adolescents and women.

#### Key features

- Robust and durable thanks to PVC
- Multilayer structure with depth effect for a vivid appearance
- The material with its coloured fibres simulates the natural vein structure of human skin
- Less susceptible to dirt and easy to clean
- Coloured by hand

#### Technical data

Article number	Side	For hand size	Inner hand	Sleeve length
8S13N=7L	left (L)	7	8X18=L7	280 mm
8S13N=7R	right (R)	7	8X18=R7	280 mm

- Dirt can be removed with soap and water, while the special cleaner (article no. 640F12) is used for stubborn stains.
- Nail polish can be applied to the fingernails and removed with acetone-free nail polish remover.
- Available in seven different shades.
- Please use the Skin Natural colour sample set (article no. 646M47) to determine the colour.
- Order example: 8S13=7L (standard glove) / 8S13N=7L (Skin Natural glove)



#### Information material

647G468=ALL_INT	Instructions for use (qualified personnel)   8S4=*, 8S5=*, 8S6=*, 8S11=*, 8S12=*, 8S13=*, 8S20=*
647H1258=ALL_INT	Instructions for use (user)   8S4, 8S5, 8S6, 8S11, 8S12, 8S13, 8S20

## 8S11 Prosthetic glove for adolescents and men

Made of robust PVC material, the prosthetic glove for adolescents and men features a natural appearance and flexibility. It protects the MyoBock hand against environmental influences such as dust, dirt and moisture.

#### Technical data

Article number	Side	For hand size	Inner hand	Sleeve length	Metacarpal circumference
8S11=190X76L	left (L)	7 1/4	8X18=L7 1/4 8X24=L7 1/4	300 mm	190 mm
8S11=190X76R	right (R)	7 1/4	8X18=L7 1/4 8X24=L7 1/4	300 mm	190 mm
8S11=210X78L	left (L)	7 3/4	8X18=L7 3/4 8X24=L7 3/4	320 mm	210 mm
8S11=210X78R	right (R)	7 3/4	8X18=R7 3/4 8X24=R7 3/4	320 mm	210 mm
8S11=225X80L	left (L)	8 1/4	8X18=L8 1/4 8X24=L8 1/4	350 mm	225 mm
8S11=225X80R	right (R)	8 1/4	8X18=R8 1/4 8X24=R8 1/4	350 mm	225 mm

- Available in 18 different shades.
- When ordering, please add the colour code according to the colour sample set (article no. 646M3) to the article number.
- Order example: 8S11=190X76L4
- Available in 18 different shades. When ordering, please add the colour sample set according to the 646M3 colour swatches to the end of the article number.





**Information material**

647G468=ALL_INT	Instructions for use (qualified personnel)   8S4=*, 8S5=*, 8S6=*, 8S11=*, 8S12=*, 8S13=*, 8S20=*
647H1258=ALL_INT	Instructions for use (user)   8S4, 8S5, 8S6, 8S11, 8S12, 8S13, 8S20

## 8S12 Prosthetic glove for women

Made of robust PVC material, the prosthetic glove for women features a natural appearance and flexibility. It protects the MyoBock hand against environmental influences such as dust, dirt and moisture.


**Key features**

- Inconspicuous thanks to its natural appearance, especially for women
- Protects the MyoBock hand against environmental influences such as dust, dirt and moisture
- Made of robust PVC material
- Available in 18 different colours

**Technical data**

Article number	Side	For hand size	Inner hand	Sleeve length
8S12=190X78R	left (L)	7 1/4	8X18=L7 1/4 8X24=L7 1/4	460 mm
8S12=190X78R	right (R)	7 1/4	8X18=R7 1/4 8X24=R7 1/4	460 mm

- Available in 18 different shades.
- When ordering, please add the colour code according to the colour sample set (article no. 646M3) to the article number.
- Order example: 8S12=190x78L4



**Information material**

647G468=ALL_INT	Instructions for use (qualified personnel)   8S4=*, 8S5=*, 8S6=*, 8S11=*, 8S12=*, 8S13=*, 8S20=*
647H1258=ALL_INT	Instructions for use (user)   8S4, 8S5, 8S6, 8S11, 8S12, 8S13, 8S20

## 8S13 Prosthetic glove for children and adolescents

Made of robust PVC material, the prosthetic glove for women and adolescents features a natural appearance and flexibility. It protects the MyoBock hand against environmental influences such as dust, dirt and moisture.

**Key features**

- Inconspicuous thanks to its natural appearance
- Protects the MyoBock hand against environmental influences such as dust, dirt and moisture
- Made of robust PVC material
- Available in 18 different colours

**Technical data**

Article number	Side	For hand size	Inner hand	Sleeve length
8S13=7L	left (L)	7	8X18=L7	280 mm
8S13=7R	right (R)	7	8X18=R7	280 mm

- Available in 18 different shades.
- When ordering, please add the colour code according to the colour sample set (article no. 646M3) to the article number.
- Order example: 8S13=7L4



## 88A15 MySkin Myo

With the MySkin Myo cover, you can offer your users the perfect combination of aesthetics and functionality. Silicone is applied by hand in multiple layers, replicating the user's anatomy and skin colour as closely as possible.

The MySkin Myo cover is tailored to the 8E38, 8E39 and 8E41 Myo Bock prosthesis solutions.

### Key features

- Flexible in the moveable regions of the hand and stable in the transition zone to the prosthetic socket
- Cover fits perfectly to protect against moisture and dirt
- Secure, firm grip due to the non-slip material characteristics of the silicone
- Natural appearance and impression of depth due to the multi-layered silicone structure
- Easy to clean with soap and water

### Information material

646D1473=EN_MASTER	Product brief – MySkin Myo
646D1274=EN_HQ	Information for technicians – MySkin Myo
647F621=EN_MASTER	Order form   MySkin Myo
647G1346=ALL_INT	Instructions for use   88A15=* MySkin Myo
647F285=GB	Technician brochure   Colour determination

### Technical data

Article image	Article number	Description	Product features
	88A15=2	MySkin Myo "Classic"	<ul style="list-style-type: none"> <li>- Anatomical reconstruction of the hand shape, compatible with the terminal device</li> <li>- Custom 3-colour silicone cover</li> <li>- Anatomical surface structure</li> <li>- Multicolour silicone fingernails</li> </ul>
	88A15=3	MySkin Myo "Natural"	<ul style="list-style-type: none"> <li>- Anatomical reconstruction of the hand shape, compatible with the terminal device</li> <li>- Custom 6-8-colour silicone cover</li> <li>- Anatomical surface structure</li> <li>- Recreation of veins and skin pigmentation</li> <li>- Multicolour silicone fingernails</li> </ul>

• The MyoBock prosthesis solutions are available in an range of variants.

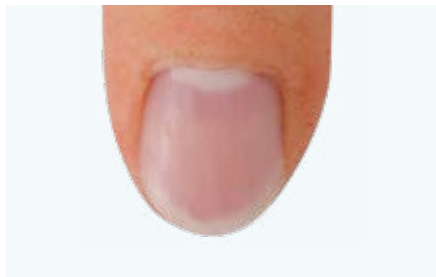
Recommended system solution		
	8E41=9	MyoHand VariPlus Speed
	8E38=8	SensorHand Speed
	8E38=9	MyoHand VariPlus Speed

### Customised products from Ottobock iFab

Ottobock iFab is an extended workbench that serves as your reliable partner for the centralised fabrication of custom devices in orthotics and prosthetics in the era of digital transformation.

For information about iFab products, or if you have questions or comments, please contact us: [ifab@ottobock.com](mailto:ifab@ottobock.com)

## Ordering options



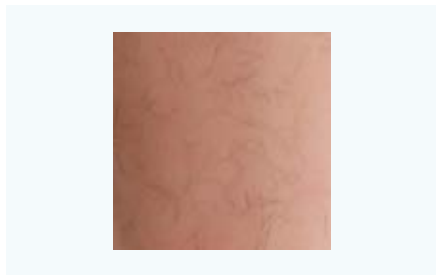
### 88A2=S Multicoloured silicone nails for “Classic” and “Natural”

Silicone nails for silicone partial hand prosthesis

**Technical data**

**Article number**

88A2=S



### 88A20=H Hair

Implementation of real hair as on the contralateral side is possible on request, matching the colour, length, shape and thickness.

**Technical data**

**Article number**

88A20=H



### 88A20=T Tattoo for silicone prostheses

Implementation of special requests, such as applying a tattoo.

**Technical data**

**Article number**

88A20=T

## Accessories/spare parts



### 89D4/89D5 Colour determination ring

Colour determination ring for custom prostheses and silicone covers.

**Key features**

- The colour determination ring helps you determine your patient’s skin colour

**Technical data**

**Article number**

89D4

## MySkin Myo. iFab Ordering process.

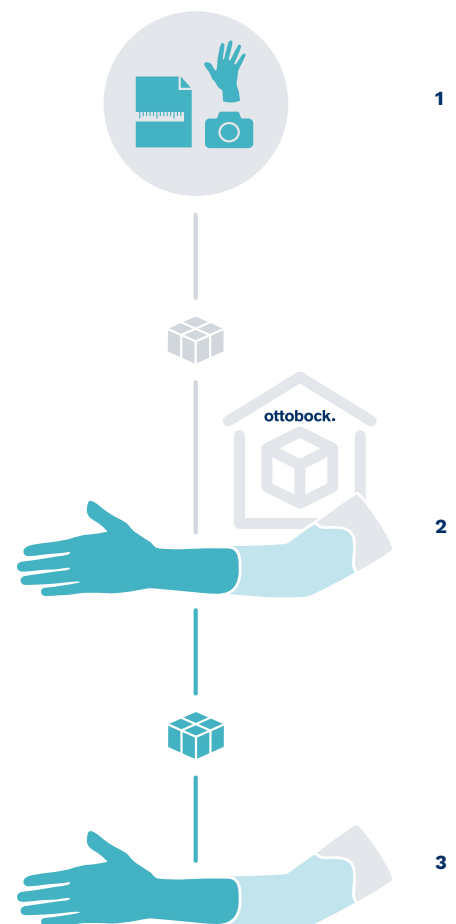
- 1 Measure the patient's contralateral side and complete the measurement form. In addition, please make a cast and take photos of the contralateral side and the prosthetic socket to the metacarpus. Please determine the colour depending on the cover version with help of the colour sheet (647F285=GB) and the colour determination ring (89D4).

Please send

- the measurement form
- documents specifying the colour
- detailed plaster bandage from the exterior prosthetic socket to the metacarpus
- Impresil cast of the contralateral side and
- photos on the colour specification sheet to iFab.

- 2 iFab will fabricate the definitive silicone cover for you and ship it within 10 working days.

- 3 You receive an easy to clean, functional silicone cover that helps restore your patient's outward appearance.



**i** The cover is available in the sizes 7 1/4, 7 3/4 and 8 1/4 of the 8E38=\*, 8E39=\* and 8E41=\* Myo terminal devices.

**▶** Instructions for determining the colour can be found on Ottobock's YouTube channel: Custom silicone products – Colour determination







**MySkin Myo.**

iFab colour determination sheet.

Page 3/5

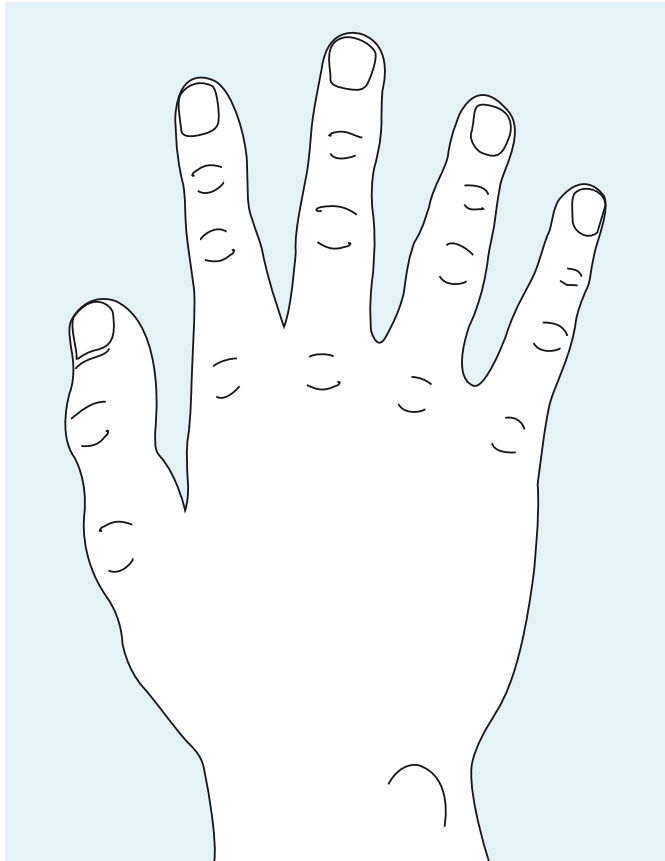
Contact person

Customer no.

Date

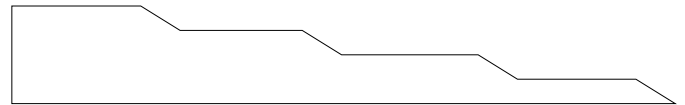
Patient ID

Order number



**Colour sample – colour strength**

Use pen to mark skin colours on the sketch



	IV	III*	II	I
Pen		Colour sample		Colour strength
1				
2				
3				
4				
5				
6				
7				
8				
9				
10				

Model blood vessels  Yes  No

\*Use thickness III for the primer.

Silicone Nails

**Nail length**

Like photo

..... mm longer

**Nail shape**



**Colour**



Nail tip	
Distal edge	
Central	
Proximal edge	
Moon	







## Accessories/spare parts for prosthetic gloves



### 640F12 Special cleaner

In case of heavy soiling, the special cleaner for prosthetic gloves should be applied immediately.

#### Technical data

Article number	for	Contents
640F12	Prosthetic gloves	460 g

- Special cleaner (640F12) should not be used on silicone gloves.



### 640F13 Pump sprayer

The user should always keep a pump sprayer filled with special cleaner for prosthetic gloves handy in order to be able to use the cleaner immediately in case of soiling.

#### Technical data

Article number	for	Contents
640F13	640F12 Special cleaner	90 g

- This container is empty on delivery!



### 640F18 Donning spray

The donning spray for Ottobock Skeo liners and prosthetic gloves (silicone, PVC) is needed among other things for putting on and removing the liner or prosthetic glove.

#### Technical data

Article number	for	Contents
640F18	Prosthetic gloves and liners	90 ml
640F18=900	Prosthetic gloves and liners	900 ml



## 8E33 System Electric Greifer DMC VariPlus

The DMC VariPlus System Electric Greifer with quick-disconnect wrist is suitable for all amputation levels, except wrist disarticulation. The Electric Greifer supports manual tasks such as powerful and precise gripping as well as handling heavy objects. Six programs can be configured using the MyoSelect (article no. 757T13)

### Key features

- Suitable for manual tasks and powerful as well as precise gripping
- Can be flexed by about 45° in both directions to avoid compensating movements
- Choice of various fingertips
- Easy switching between System Electric Hand and System Electric Greifer
- With LED light featuring three dimmer settings to illuminate the work area
- Six different programs can be selected with the MyoSelect (article no. 757T13)

### Technical data

Article number	Operating voltage	Opening width	Proportional gripping force	Proportional speed	Weight
8E33=9-1	6/7.2 V	95 mm	0 - 160 N	8-200 mm/sec	540 g

• The electrodes must be adjusted with the MyoBoy (article no. 757M11)!

### Information material

647G1274=ALL_INT	Instructions for use (qualified personnel)   8E33=*, 8E34=*
647H913=ALL_INT	Instructions for use (user)   8E33=*, 8E34=*



## 8E34 System Electric Greifer DMC VariPlus

The DMC VariPlus System Electric Greifer with lamination ring wrist connection is suitable for wrist disarticulation residual limbs. The Electric Greifer supports manual tasks such as powerful and precise gripping as well as handling heavy objects. Six programs can be configured using the MyoSelect (article no. 757T13).

### Key features

- Suitable for manual tasks and powerful as well as precise gripping
- Can be flexed by about 45° in both directions to avoid compensating movements
- Choice of various fingertips
- Easy switching between System Electric Hand and System Electric Greifer
- With LED light featuring three dimmer settings to illuminate the work area
- Six different programs can be selected with the MyoSelect (article no. 757T13)

### Technical data

Article number	Operating voltage	Opening width	Proportional gripping force	Proportional speed	Weight
8E34=9-1	6/7.2 V	95 mm	0-160 N	8-200 mm/sec	520 g

• The electrodes must be adjusted with the 757M11 MyoBoy!

### Information material

647G1274=ALL_INT	Instructions for use (qualified personnel)   8E33=*, 8E34=*
647H913=ALL_INT	Instructions for use (user)   8E33=*, 8E34=*


**Information material**

647G351=ALL\_INT Instructions for use | 10V38=\*

## 10V38 MyoWrist transcarpal

The MyoWrist Transcarpal enables flexion and extension of a myoelectrically controlled Transcarpal hand (article no. 8E44). Can be locked in five positions from  $-40^{\circ}$  to  $+40^{\circ}$ . Passive pronation and supination are possible thanks to the quick-disconnect wrist unit. It can be combined with an electric rotator (article no. 10S17) as an option.

**Key features**

- Suitable for the Transcarpal Hand (article no. 8E44)
- Five available locking positions from  $-40^{\circ}$  to  $+40^{\circ}$
- Passive pronation and supination are possible thanks to the quick-disconnect wrist
- Electric motor driven pronation and supination are possible with the optional electric wrist rotator (article no. 10S17)

**Technical data**

Article number	Side	Outside Ø	Overall length	Weight
10V38=L7 1/4	left	36 mm	24.7 mm	85 g
10V38=L7 3/4	left	36 mm	24.7 mm	87 g
10V38=L8 1/4	left	36 mm	24.7 mm	89 g
10V38=R7 1/4	right	36 mm	24.7 mm	85 g
10V38=R7 3/4	right	36 mm	24.7 mm	87 g
10V38=R8 1/4	right	36 mm	24.7 mm	89 g

- For prostheses for long residual limbs, the MyoWrist Transcarpal is connected to the chassis with the quick-disconnect wrist (article no. 9S266).
- A combination with the endoskeletal adapter (article no. 8R1) is recommended for prostheses for short or medium-length residual limbs.
- Passive pronation and supination are possible in both cases thanks to the quick-disconnect wrist. In many cases, pronation and supination driven by an electric motor in combination with the optional electric wrist rotator (article no. 10S17) is also a suitable option.
- When the MyoWrist Transcarpal is used without an endoskeletal adapter, the following items must be ordered in addition: coaxial bushing (article no. 9E397\*) and chassis (article no. 9S266) with quick-disconnect wrist.


**Information material**

647G459=ALL\_INT Instructions for use | 10V40 MyoWrist 2Act

## 10V40 MyoWrist 2act

The MyoWrist 2Act flexion wrist was developed especially for all variants of the System Electric Hands with threaded stud (article no. 8E41=\*) to achieve a low structural height of the overall system. Flexion and extension can be locked in  $20^{\circ}$  increments from  $-40^{\circ}$  to  $+40^{\circ}$ . Passive or active rotation is possible.

**Key features**

- Suitable for System Electric Hands with threaded stud (article no. 8E41=\*)
- Five available locking positions from  $-40^{\circ}$  to  $+40^{\circ}$
- Passive pronation and supination are possible thanks to the quick-disconnect wrist
- Electric motor driven pronation and supination are possible with the optional MyoRotronic (article no. 13E205)

**Technical data**

Article number	Outside Ø	Overall length	Weight
10V40	36 mm	26 mm	55 g

- The MyoWrist 2Act is suitable for hand sizes 7, 7 1/4, 7 3/4 and 8 1/4 and can be used on both sides.
- The MyoWrist 2Act is unlocked by pressing the release button. The integrated grating holds the hand in the desired position until it is locked and facilitates exact positioning. Flexion and extension are passive. When the release button is no longer pressed, the joint locks again.

## Accessories/spare parts for 10V38, 10V40



## 9S266 Chassis with quick-disconnect wrist

Chassis with integrated quick-disconnect wrist unit.

**Technical data**

Article number	with
9S266	Quick-disconnect wrist



## 9E397 Coaxial bushing

Coaxial bushing for installation with the MyoWrist Transcarpal (article no. 10V38), MyoWrist2Act (article no. 10V40) or endoskeletal adapter (article no. 8R1).

### Technical data

Article number	Control device
9E397=7	Coaxial bushing (DMC plus)
9E397=8	Digital Twin control
9E397=9	SensorHand Speed control
9E397=10	VariPlus Speed control



## 9E167 Cable connector

Connector to connect the coaxial bushing (article no. 9E397) to the DMC plus and Digital Twin control electronics.

### Technical data

Article number	for	Control device
9E167	9E53 and 9E168 Coaxial Bushing	Coaxial bushing (DCM plus) and Digital Twin control



## 9S110 Lamination ring

Lamination ring for laminating all System Electric Hands (article no. 8E39) or System Electric Greifers (article no. 8E34).

### Technical data

Article number	For hand size
9S110=50	7, 7 1/4, 7 3/4, System-Elektrogreifer 8E34=*
9S110=54	8 1/4



## 9S258 Lamination plate

Lamination plate for transcarpal hand (article no. 8E44).

### Technical data

Article number	Side	For hand size
9S258=L7 1/4	left	7 1/4
9S258=L7 3/4	left	7 3/4
9S258=L8 1/4	left	8 1/4
9S258=R7 1/4	right	7 1/4
9S258=R7 3/4	right	7 3/4
9S258=R8 1/4	right	8 1/4



## 10S17 Electric wrist rotator

The electric wrist rotator controls the pronation and supination of the System Electric Hand or System Electric Greifer with quick-disconnect wrist unit. Rotation of more than 360° and the combination with the MyoRotronic (article no. 13E205) are possible.

### Key features

- Suitable for System Electric Hands and Electric Greifers with quick-disconnect wrist
- Combination with the MyoRotronic (article no. 13E205) is possible
- Control with the harness pull switch (article no. 9X14), cable pull switch (article no. 9X18) or rocker switch (article no. 9X25) is possible

### Technical data

Article number	Operating voltage	No-load current	Approx. stall current	Idle speed	Angle of rotation	Corresponds to a rotation angle of	Weight
10S17	6/7.2 V	150 kg (330 lbs) mA	1,000 mA	13.5 rpm	360 °	81 °/sec	96 g

### Information material

647G1587=ALL_INT	Instructions for use   10S17
------------------	------------------------------



#### Information material

647G361 Instructions for use | 13E205

## 13E205 MyoRotronic

The MyoRotronic enables control of the electric wrist rotator (article no. 10S17) and is compatible with all MyoBock System Electric Hands and System Electric Greifers with quick-disconnect wrist unit. Five programmes can be selected using the MyoSelect (article no. 757T13).

#### Key features

- Control element for electric wrist rotator (article number 10S17)
- Five different programs can be selected with the MyoSelect (article number 757T13)
- Controlled by one or two electrodes (article number 13E200 / article number 13E202) or a combination of one electrode and one linear control element (article number 9X50 / 9X52)

#### Technical data

Article number	Power supply	Static current	Operating temperature	Power off
13E205	757B35 MyoEnergy Integral (7.4 V), 757B20 / 757B21 EnergyPack (7.2 V)	1 mA	0 to +70 °C	Load dependent between 30 ms and 10 s

- Rotation can be deactivated using the connection cable (article number 9X24).
- The MyoSelect (article number 757T13) is required for program selection and adjustment of the MyoRotronic.
- The distance between the residual limb end and wrist must be at least 65 mm when using the MyoRotronic and the electric wrist rotator (article number 10S17).



## 9X24 Connection cable

The connection cable with female connector is used to deactivate rotation when using the MyoRotronic (article no. 13E205).

#### Technical data

Article number
9X24

- Only possible in program 1 of four-channel control.



#### Information material

647H501 Endoskeletal adapter IFU (qualified personnel)

## 8R1 Endoskeletal adapter


The endoskeletal adapter is suitable for treating long and short residual limbs in combination with the transcarpal hand (article no. 8E44), which is a particularly short and lightweight hand with locking unit.

#### Key features

- Suitable as a particularly short and lightweight hand in combination with the Transcarpal Hand (article no. 8E44)
- Weight reduction by approx. 20% without functional limitations
- Length reduction by up to 15%
- Additional relief of quick-disconnect mechanism due to proximal positioning

#### Technical data

Article number	Side
8R1=L7 1/4	left
8R1=L7 3/4	left
8R1=L8 1/4	left
8R1=R7 1/4	right
8R1=R7 3/4	right
8R1=R8 1/4	right



**Information material**

647G1609=ALL_INT	Instructions for use (qualified personnel)   13E200
------------------	-----------------------------------------------------

## 13E200 Electrode

This MyoBock electrode is particularly sensitive in the range of low muscle signals. Thanks to modern frequency shielding and filtering technologies, it is also less sensitive to low and high-frequency interference that is emitted, for example, by mobile phones or shopping centre security systems.

**Key features**

- Reduces sensitivity to low and high-frequency interference
- Filters noise
- Electrode contacts made of pure titanium and suitable for people with allergies
- Electrode connection with IDC termination

**Technical data**

Article number	Mains frequency	Frequency bandwidth	Ambient temperature	Operating voltage
13E200=50	50 Hz	90 - 450 Hz	-15 to +60 °C	4.8 - 7.2 V
13E200=60	60 Hz	90 - 450 Hz	-15 to +60 °C	4.8 - 7.2 V

- Use silicone grease (article no. 633F11) to seal the plug connection. Remove any excess grease after connecting the electrode cable.
- The frequency filter's full protection effect will only be provided if the mains frequency and filter frequency are identical.
- The electrode accessories for laminated inner sockets (article number 13E153) and for vacuum-formed inner sockets (article number 13E201) are included in the scope of delivery.



**Information material**

647G334=ALL_INT	Instructions for use (qualified personnel)   13E202
-----------------	-----------------------------------------------------

## 13E202 Suction socket electrode

This generation of electrodes is based on the familiar 13E200 electrode. Embedded into a suspension made of elastic material, this electrode creates an airtight seal between the inner socket and outer socket. If used correctly, this prevents perspiration from penetrating between the inner and outer socket.

**Key features**

- Airtight seal between the inner and outer socket
- Reduces sensitivity to low and high-frequency interference
- Filters noise
- Electrode contacts made of pure titanium and suitable for people with allergies
- Electrode connection with IDC termination

**Technical data**

Article number	Mains frequency	Frequency bandwidth	Ambient temperature	Operating voltage
13E202=50	50 Hz	90 - 450 Hz	-15 to +60 °C	4.8 - 7.2 V
13E202=60	60 Hz	90 - 450 Hz	-15 to +60 °C	4.8 - 7.2 V

- Use silicone grease (article no. 633F11) to seal the plug connection. Remove any excess grease after connecting the electrode cable.
- The suction socket electrode can not only be used for standard sockets but is also particularly suitable for application in elevated vacuum sockets. Combining the suction socket electrode with a tube valve (article no. 12V10) for an elevated vacuum socket creates a vacuum effect in the socket, optimizing the hold of the residual limb in the socket.
- The frequency filter's full protection effect will only be provided if the mains frequency and filter frequency are identical.
- The electrode accessories (article number 13E206) are included in the scope of delivery.
- Tube valve (article number 12V10) can be ordered separately.

## Accessories/spare parts for 13E200, 13E202



### 13E206 Electrode accessory set

Suitable for suction socket electrodes (article no. 13E202).

#### Technical data

Article number	for
13E206	13E202 Suction Socket Electrode



### 13E153 Electrode accessories

Suitable for laminated inner sockets with electrode (article no. 13E200).

#### Technical data

Article number	for
13E153	Laminated inner sockets with 13E200 electrode

· Use an Allen wrench (article no. 709S10=2) for socket screws (article no. 503F3).



### 13E201 Electrode accessories

Suitable for vacuum-formed inner sockets with electrode (article no. 13E200).

#### Technical data

Article number	for
13E201	vacuum-formed inner sockets with 13E200 Electrode

· Only available as a set. The electrode mounting bracket (article no. 13E172) and the setting nuts (article no. 29C5=M4X9) can also be ordered individually.



### 13E135 Electrode mounting bracket set

The electrode mounting bracket set is intended for positioning and assembling electrodes (article no. 13E200) on the interim plaster or Thermolyn socket (article no. 616T52 or 616T53).

#### Technical data

Article number	for
13E135	13E200 Electrodes



### 13E129 Electrode cable with straight plug and plug connector

Electrode cable for connecting an electrode or control element with other prosthetic components.

#### Technical data

Article number	Length
13E129=G100	100 mm
13E129=G300	300 mm
13E129=G600	600 mm
13E129=G1000	1,000 mm





**Information material**

647G1402=ALL_INT	Instructions for use (qualified personnel)   757B35=*
------------------	-------------------------------------------------------

## 757B35 MyoEnergy Integral

The MyoEnergy Integral is an integrated power supply system for the MyoBock system. The charging receptacle indicates the current charge level using LEDs and allows the prosthesis to be switched on and off and opened in an emergency.

**Key features**

- Charging receptacle indicates the current charge level
- Battery consists of two cells with different capacities
- Thanks to an integrated magnet, the charging plug can be easily attached to the charging receptacle
- The special contour of the charging receptacle and charging plug assures quick, reliable positioning of the two components
- Suitable for the treatment of adults and children

**Technical data**

Article number	Capacity	Output voltage	Charging time	Technology	Size
757B35=0	300 mAh	7.4 V	2 h	Lithium polymer	35 x 20 x 20 mm
757B35=1	600 mAh	7.4 V	2.5 h	Lithium polymer	52 x 25 x 9 mm
757B35=3	1,150 mAh	7.4 V	2.5 h	Lithium-ion	52 x 36 x 9 mm
757B35=4	2.350 mAh	7,4V	3 h	Lithium-Ionen	60 x 35 x 11 mm
757B35=5	3,450 mAh	7.4 V	3 h	Lithium-ion	79.5 x 20 mm

· You can order the dummy set for the 757B35=\* under article no. 757Z276=\*



**Information material**

647G534=ALL_INT	Instructions for use (qualified personnel)   757L35
-----------------	-----------------------------------------------------

**Accessories**

757L43	USB adapter for charging
--------	--------------------------

## 757L35 MyoCharge Integral

The MyoCharge Integral is used to charge the MyoEnergy Integral integrated into the socket by simply connecting the charging plug to the charging receptacle on the outside of the socket. The integrated magnet and the special contour of the charging plug and charging receptacle ensure the quick and reliable positioning of both components.

**Key features**

- Integrated magnet for securing the charging plug to the charging receptacle
- The special contour of the charging plug and charging receptacle ensures quick and reliable positioning
- LEDs display the current battery capacity
- Suitable for all variants of the MyoEnergy Integral

**Technical data**

Article number	Operating temperature	Storage temperature	Supply voltage	Mains frequency
757L35	0 to +60 °C	-20 to +60 °C	100 - 240 V	50 -60 Hz

· The MyoCharge Integral can be used for all variants of the 757B35=0, 757B35=1, 757B35=3, 757B35=4 and 757B35=5 MyoEnergy Integral.

# Accessories/spare parts for 757B35, 757L35



## 757L20 Li-ion charger

The Li-ion charger is used for charging one or two EnergyPacks (article no. 757B20/757B21). The housing is made of impact-resistant plastic material, including universal power supply (article no. 757L16-4) with EU and additional US plug. The design conforms to recommended standards, protection class II.

**Technical data**

Article number	Operating temperature	Mains frequency	Supply voltage	Charging time
757L20	0 to +50 °C	47 - 63 Hz	100-240 automatic adjustment V / AC	ca. 3,5 h (757B20) / 3 h (757B21)



## 757L16-4 Power supply unit

The power supply for electronic prosthetic components and orthoses from Ottobock. Adapters for the EU and US are included in the scope of delivery. Additional adapters can be ordered under the following article numbers:

- Great Britain: 757S1=GB-4
- Australia: 757S1=AUS-4
- Argentina: 757S1=ARG-4

### Technical data

Article number
757L16-4

- Adapters for the EU and US are included in the scope of delivery.



## 757B20 EnergyPack

Suitable for use in the MyoBock system for adults with all socket types.

### Key features

- Can only be used for the MyoBock system for adults.
- Lithium-ion technology.
- Longer lifetime than Ni-Cd batteries.
- Suitable for more active patients.

### Technical data

Article number	Capacity	Nominal voltage	Charging time	Technology	Weight	Colour
757B20	950 mAh	Approx. 7.4 V	3.5 h	Lithium-ion	65 g	Skin colour 4
757B20-1	950 mAh	Approx. 7,4 V	3.5 h	Lithium-ion	65 g	Skin colour 11
757B20-2	950 mAh	Approx. 7,4 V	3.5 h	Lithium-ion	65 g	Skin colour 15
757B20-3	950 mAh	Approx. 7,4 V	3.5 h	Lithium-ion	65 g	Black

### Information material

647G1594=ALL_INT	Instructions for use (qualified personnel)   757B20, 757B21
------------------	-------------------------------------------------------------



## 757B21 EnergyPack

Suitable for use in the MyoBock adult system for all socket types.

### Key features

- Can only be used for the MyoBock system for adults.
- Lithium-ion technology.
- Longer lifetime than Ni-Cd batteries.
- Suitable for more active patients.

### Technical data

Article number	Capacity	Nominal voltage	Charging time	Technology	Weight	Colour
757B21	680 mAh	Approx. 7.4 V	3.0 h	Lithium-ion	51 g	Skin colour 4
757B21-1	680 mAh	Approx. 7,4 V	3,0 h	Lithium-ion	51 g	Skin colour 11
757B21-2	680 mAh	Approx. 7,4 V	3,0 h	Lithium-ion	51 g	Skin colour 15
757B21-3	680 mAh	Approx. 7,4 V	3,0 h	Lithium-ion	51 g	Black

### Information material

647G1594=ALL_INT	Instructions for use (qualified personnel)   757B20, 757B21
------------------	-------------------------------------------------------------



## 757Z184 Battery receptacle set

Battery receptacle set with screw clamp connection for quick removal from the socket. With integrated connection sockets for electrodes, hand cables or connection cables (article number 757P41 and 757P39) for connecting to the MyoBoy (article number 757M11).

### Technical data

Article number	Colour
757Z184=1	Skin colour 4
757Z184=1-1	Skin colour 11
757Z184=1-2	Skin colour 15
757Z184=1-3	Black

### Information material

647G1595=ALL_INT	Instructions for use   757Z184=1, 757Z190=1
------------------	---------------------------------------------



## 757Z185 Battery receptacle

Battery receptacle without locking lever for EnergyPack (article number 757B20).

### Technical data

Article number
757Z185=1



## 757Z184 Battery receptacle set

Battery receptacle set with screw clamp connection for quick removal from the socket. With integrated connection sockets for electrodes, hand cables or connection cables (article number 757P41 and 757P39) for connecting to the MyoBoy (article number 757M11).

### Technical data

Article number	Colour
757Z184=2	Skin colour



## 757Z185 Battery receptacle

Battery receptacle with screw clamp connection, without locking lever, for EnergyPack (article number 757B20). Notice: Please use the 757P41 connection cable here!

### Technical data

Article number
757Z185=2



## 757Z190 Battery Mounting Set

Battery receptacle set for EnergyPack (article number 757B21).

### Technical data

Article number	Colour
757Z190=1	Skin colour 4
757Z190=1-1	Skin colour 11
757Z190=1-2	Skin colour 15
757Z190=1-3	Black

### Information material

647G1595=ALL_INT	Instructions for use   757Z184=1, 757Z190=1
------------------	---------------------------------------------



## 757Z191 Measuring

Battery receptacle without locking lever, for 757B21 EnergyPack.

### Technical data

Article number
757Z191=1



## 757Z190 Battery Mounting Set

Battery mounting set with screw clamp connection for quick removal from socket. Integrated connection sockets for electrodes, hand cables or for 757P41 and 757P39 Connection Cables for connecting to the MyoBoy®.

### Technical data

Article number	Colour
757Z190=2	Skin colour



## 757Z191 Measuring

Battery receptacle with screw clamp connection, without locking lever, for 757B21 EnergyPack.

### Technical data

Article number
757Z191=2



## 757Z186 Engaging Lever

Locking lever for battery receptacle (article no. 757Z184/757Z190).

### Technical data

<b>Article number</b>
757Z186=1
757Z186



## 757Z195 Locking lever

Locking lever for bilateral amputees with enlarged release lever for increased user comfort.

### Technical data

<b>Article number</b>	<b>for</b>
757Z195	bilateral amputees



## 757Z202 Plug

Plug for battery compartment with screw connection.

### Technical data

<b>Article number</b>
757Z202



## 757L43 USB adapter for charging

For use with all Ottobock MPKs (Genium/Genium X3, C-Leg, Kenevo), C-Brace, Meridium and the MyoBock prosthesis solution including the bebionic prosthetic hand.

### Technical data

<b>Article number</b>
757L43



## 9X51 Four-stage control element

The four-stage control element for installation in a harness system allows proportional control of prosthetic components at four different speed levels using harnesses.

### Key features

- Used to convert body movements into signals for the proportional control of myoelectric components
- Easy integration into a cable harness system
- Suitable for high amputation levels or users who have difficulty with myoelectric control
- Lightweight and compact alternative to an electrode

### Technical data

Article number	Cable path	Max. actuating force	Weight
9X51	8 mm	10 N	6 g

- Connection cable (article no. 13E129=G\*) can be ordered separately.

### Information material

647G1606=ALL_INT	Instructions for use (qualified personnel)   9X50, 9X51
------------------	---------------------------------------------------------



## 9X53 4-step control element

The four-stage control element allows proportional control of prosthetic components at four different speed levels using harnesses.

### Key features

- Used to convert body movements into signals for the proportional control of myoelectric components
- Easy integration into a cable harness system
- Suitable for high amputation levels or users who have difficulty with myoelectric control
- Lightweight and compact alternative to an electrode

### Technical data

Article number	Cable path	Max. actuating force	Weight
9X53	8 mm	10 N	11 g

- Example: Switching of the 12K100N DynamicArm• Detent 1: Control element released• Detent 2: System Electric Hand• Detent 3: Electric wrist rotator• Detent 4: DynamicArm
- The connection cable (article no. 13E129=G\*) can be ordered separately.
- The pull cable (article no. 10Y35) can be reordered separately.

### Information material

647G1608=ALL_INT	Instructions for use   9X52, 9X53
------------------	-----------------------------------



## 9X50 Linear control element

The linear control element for installation between the outer and inner socket of the prosthesis allows continuous, proportional control of prosthetic components using harnesses.

### Key features

- Used to convert body movements into signals for the proportional control of myoelectric components
- Easy integration into a cable harness system
- Suitable for high amputation levels or users who have difficulty with myoelectric control
- Lightweight and compact alternative to an electrode

### Technical data

Article number	Cable path	Max. actuating force	Weight
9X50	8 mm	10 N	6 g

- The connection cable (article no. 13E129=G\*) can be ordered separately.

### Information material

647G1606=ALL_INT	Instructions for use (qualified personnel)   9X50, 9X51
------------------	---------------------------------------------------------



## 9X52 Linear control element

The linear control element allows proportional control of prosthetic components using harnesses.

### Key features

- Used to convert body movements into signals for the proportional control of myoelectric components
- Easy integration into a cable harness system
- Suitable for high amputation levels or users who have difficulty with myoelectric control
- Lightweight and compact alternative to an electrode
- Control of the myoelectric prosthesis without muscle signal and electrode
- Control of DMC controls via proportional output signal
- Minimum size
- Can be laminated into an upper arm or forearm socket

### Information material

647G1608=ALL_INT	Instructions for use   9X52, 9X53
------------------	-----------------------------------

### Technical data

Article number	Cable path	Max. actuating force	Weight
9X52	8 mm	10 N	11 g

- The connection cable (article no. 13E129=G\*) can be ordered separately.
- The pull cable (article no. 10Y35) can be ordered separately.

## Accessories/spare parts for 9X51, 9X53, 9X50, 9X52



## 9X25 Rocker switch

The rocker switch is used to control System Electric Hands and rotational controls for users who cannot generate suitable muscle signals.

### Key features

- Has two switching points which can be controlled independently
- Switching points are reached by pressing on one side of the rocker switch
- Can be combined with MyoBock and Axon-Bus components

### Technical data

Article number	Height	Width	Length	Weight
9X25	14 mm	32 mm	13 mm	17 g

- The scope of delivery includes two each oval countersunk screws (article number 501S46=M2X8, 501S46=M2X5).
- The following components are not included in the scope of delivery and must be ordered separately:
  - Connection cable (article number 13E50=\*), only in combination with electric wrist rotator (article number 10S17) or connection cable with switch (article number 13E97)
  - Connection cable (article number 13E99=1200)

### Information material

647G1615=ALL_INT	Instructions for use (qualified personnel)   9X14, 9X18, 9X37, 9X25
------------------	---------------------------------------------------------------------



## 9X18 Cable pull switch

The cable pull switch consists of a steel cable, bow and wedge lock. Its housing is screwed onto the socket, and the steel cable is connected to the harness to control the electric wrist rotator or System Electric Hands.

### Key features

- Can be combined with MyoBock and Axon-Bus components
- Has two switching points which can be controlled sequentially and independently
- Switching points are reached by pulling on the cable of the cable pull switch
- Functional sequence: off – function 1 – off – function 2.


### Technical data

Article number	Height	Width	Length	Weight
9X18	9 mm	40 mm	30 mm	17 g

- The scope of delivery includes two each oval head screws (article number 501S46=M3X8, 501S46=M3X5).

### Information material

647G1615=ALL_INT	Instructions for use (qualified personnel)   9X14, 9X18, 9X37, 9X25
------------------	---------------------------------------------------------------------



## 9X14 Harness pull switch

The harness pull switch is used to control the electric wrist rotator (article no. 10S17), the System Electric Hand (article no. 8E38=7, 8E38=8, 8E38=9) or the System Electric Greifer (article no. 8E33=9-1).

### Key features

- Can be used as part of a harness or as a cable pull switch
- For the control of MyoBock hands
- Can be combined with Axon-Bus components
- Functional sequence: off – function 1 – off – function 2

### Information material

647G1615=ALL_INT	Instructions for use (qualified personnel)   9X14, 9X18, 9X37, 9X25
------------------	---------------------------------------------------------------------

### Technical data

Article number	Height	Width	Length	Weight
9X14	11 mm	40 mm	55 mm	19 g

- The scope of delivery includes four cap screws (article no. 501T16=M2X6).



## 9X37 Pressure switch

The pressure switch, which has two switching points that can be adjusted separately, is used to control the System Electric Hands and the electric wrist rotator (article number 10S17) in connection with the MyoRotronic (article number 13E205).

### Key features

- Has two switching points which can be controlled sequentially and independently
- Switching points are reached by pressing on one side of the rocker switch
- Can be combined with MyoBock and Axon-Bus components

### Information material

647G1615=ALL_INT	Instructions for use (qualified personnel)   9X14, 9X18, 9X37, 9X25
------------------	---------------------------------------------------------------------

### Technical data

Article number	Height	Width	Length
9X37	10.8 mm	23.3 mm	35.5 mm

- The scope of delivery includes two each oval countersunk screws (article number 501S75=M2X8, 501S75=M2X5).
- The following components are not included in the scope of delivery and must be ordered separately:
- 13E50=\* connection cable (only in combination with electric wrist rotator (article number 10S17)) or connection cable with switch (article number 13E97)
- 13E99=1200 Connection cable

# DynamicArm

## Brushless drive motor and vario-gear

Brushless drive with a flat design, whose high drive torque and efficiency in combination with the variogear provides infinitely variable speed control that is monitored by two measuring systems and controlled in proportion to the muscle signal.

## Elbow lock

The internal, continuously adjustable electronic lock can be locked or unlocked via myoelectric signals or by means of a switch. Locking occurs inconspicuously in a fraction of a second and works reliably – even when heavy loads are placed on the joint. The elbow lock supports a holding force of up to 230 N.

## Silicone caps

The caps dampen the sound made by the forearm upon contact with hard objects, e.g. when placing the arm on a tabletop..

## Handwheel

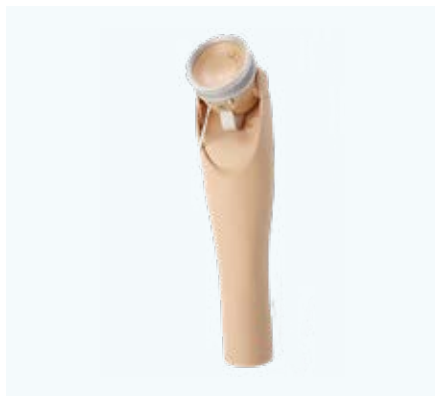
Energy released when extending the arm is stored with the help of the AFB (Automatic Forearm Balance) flexion aid and subsequently used to support flexion. The flexion aid also allows the arm to swing freely in a smooth, natural manner. The handwheel allows the user to adapt the AFB flexion aid to the situation, e.g. when changing from light summer clothing to heavy winter clothing.

## Integrated Bluetooth interface

Allows individual settings to be made wirelessly with the ElbowSoft, even while the user is wearing the prosthesis.







## 12K100N DynamicArm

The DynamicArm is a myoelectrically controlled elbow joint driven by an electric motor. It is intended for the treatment of users with transhumeral or higher amputation levels. The DynamicArm allows the component to be controlled entirely with myoelectric signals.

### Key features

- Control using up to two muscles (two electrodes)
- High lifting and holding force
- Natural, delicate control with quick, precise positioning
- Attractive appearance
- Low noise level, no noise at all during free swing
- Natural free swing behaviour
- The speed of flexion and extension can be controlled proportionately
- Pronation and supination can be controlled proportionately with the integrated electronics via the electric wrist rotator
- With electric drive and continuous, electronically controlled vario-gear
- Electronically controlled AFB (flexion aid)
- Upper arm rotation joint (humeral rotation feature) with adjustable friction

### Information material

647G152=ALL_INT	Instructions for use [short] (qualified personnel)   12K100N DynamicArm
647H37=ALL_INT	Instructions for use (user)   12K100N, 12K110N DynamicArm
646D1367=EN_MASTER	Pre-sale warranty brochure – upper limb
646D644=EN_MASTER	DynamicArm – service pass

### Technical data

Article number	Upper arm connection Ø	For lamination ring Ø	For hand size	Colour
12K100N=50	70 mm	50 mm	7 3/4 - 8 1/4	Skin colour 4
12K100N=45	70 mm	45 mm	7 - 7 1/4	Skin colour 4
12K100N=50-1	70 mm	50 mm	7 3/4 - 8 1/4	Skin colour 11
12K100N=50-2	70 mm	50 mm	7 3/4 - 8 1/4	Skin colour 15
12K100N=45-7	70 mm	45 mm	7 - 7 1/4	Black
12K100N=50-7	70 mm	50 mm	7 3/4 - 8 1/4	Black

- The colours roughly correspond to the glove colours according to the colour sample set (article no. 646M3).
- The DynamicArm requires certification! Please contact your customer service representative or your regional contact person about this.
- Please note that the -1 and -2 versions are fabricated only after receipt of an order. As a result, delivery of such articles will take longer.



## 12K110N DynamicArm Plus

The DynamicArm is a myoelectrically controlled elbow joint driven by an electric motor. It is intended for the treatment of users with a transhumeral amputation or higher amputation level who are able to use more than two EMG signals to control their prosthesis, for example after TMR (targeted muscle reinnervation).

### Key features

- Control using up to six muscles (six electrodes)
- High lifting and holding force
- Natural, delicate control with quick, precise positioning
- Attractive appearance
- Low noise level, no noise at all during free swing
- Natural free swing behaviour
- The speed of flexion, extension, pronation and supination can be controlled proportionately
- With electric drive and continuous, electronically controlled vario-gear
- Electronically controlled AFB (flexion aid)
- Upper arm rotation joint (humeral rotation feature) with adjustable friction
- Suitable for TMR

### Technical data

Article number	Lamination ring Ø	Upper arm connection Ø	For hand size	Colour
12K110N=45	45 mm	70 mm	7 - 7 1/4	Skin colour 4
12K110N=45-7	45 mm	70 mm	7 - 7 1/4	Black 7
12K110N=50	50 mm	70 mm	7 3/4 - 8 1/4	Skin colour 4
12K110N=50-1	50 mm	70 mm	7 3/4 - 8 1/4	Skin colour 11
12K110N=50-2	50 mm	70 mm	7 3/4 - 8 1/4	Skin colour 15
12K110N=50-7	50 mm	70 mm	7 3/4 - 8 1/4	Black 7

- The colours roughly correspond to the glove colours according to the colour sample set (article no. 646M3).
- This product requires certification.
- Please note that the -1 and -2 variants are fabricated only after receipt of an order. As a result, longer delivery times are to be expected.

### Information material

647G152=ALL_INT	Instructions for use [short] (qualified personnel)   12K100N DynamicArm
647H37=ALL_INT	Instructions for use (user)   12K100N, 12K110N DynamicArm
646D1129=EN_MASTER	Dialog special edition on TMR
646F628=EN_MASTER	Poster   TMR treatment cycle



## 12K50 ErgoArm Electronic plus

The ErgoArm Electronic plus elbow joint features an internal continuous electronic lock, an Easy Plug system and AFB (Automatic Forearm Balance) as well as an upper arm rotation joint with adjustable friction. The plastic forearm and elbow ball complete the prosthesis.

### Key features

- The internal, continuously adjustable electronic lock can be locked or unlocked via myoelectric signals or using a switch
- Easy Plug system
- Can be combined with other MyoBock terminal devices
- Electronically controlled AFB (flexion aid)
- Upper arm rotation joint (humeral rotation feature) with adjustable friction
- Slip-stop function
- Various programs can be selected with MyoSelect (article no. 757T13) and coloured coding plug (article no. 13E184=\*)
- No exterior cables
- Forearm can be shortened (length 305 mm, circumference approx. 260 mm)
- Weight: approx. 680–710 g

### Technical data

Article number	Upper arm connection Ø	For lamination ring Ø	For hand size	Colour
12K50=45	70 mm	45 mm	7 - 7 1/4	Skin colour 4
12K50=50	70 mm	50 mm	7 3/4 - 8 1/4	Skin colour 4
12K50=50-1	70 mm	50 mm	7 3/4 - 8 1/4	Skin colour 11
12K50=50-2	70 mm	50 mm	7 3/4 - 8 1/4	Skin colour 15
12K50=45-7	70 mm	45 mm	7 - 7 1/4	Black 7
12K50=50-7	70 mm	50 mm	7 3/4 - 8 1/4	Black 7

- The colours roughly correspond to the glove colours according to the colour sample set (article no. 646M3).
- Please note that the -1 and -2 versions are fabricated only after receipt of an order. As a result, delivery of such articles will take longer.

### Information material

647G1599=ALL_INT	Instructions for use (qualified personnel)   12K41, 12K42, 12K44, 12K50 ErgoArm
------------------	---------------------------------------------------------------------------------



**Information material**

647G1599=ALL_INT	Instructions for use (qualified personnel)   12K41, 12K42, 12K44, 12K50 ErgoArm
------------------	---------------------------------------------------------------------------------

## 12K44 ErgoArm Hybrid plus

The ErgoArm Hybrid plus elbow joint features an internal ratchetless lock, Easy Plug system and AFB (Automatic Forearm Balance) as well as an upper arm rotation joint with adjustable friction. The plastic forearm and colour-coordinated elbow ball complete the prosthesis.

**Key features**


- Easy Plug system
- Internal ratchetless lock can be locked or unlocked with the lock cable, even under load
- Can be combined with other MyoBock terminal devices
- Electronically controlled AFB (flexion aid)
- Upper arm rotation joint (humeral rotation feature) with adjustable friction
- Slip-stop function
- Various programs can be selected with MyoSelect (article no. 757T13) and coloured coding plug (article no. 13E184=\*)
- No exterior cables
- Forearm can be shortened (length 305 mm, circumference approx. 250 mm)
- Weight: approx. 670–700 g

**Technical data**

Article number	Upper arm connection Ø	For lamination ring Ø	For hand size	Colour
12K44=45	70 mm	45 mm	7 – 7 1/4	Skin colour 4
12K44=50	70 mm	50 mm	7 3/4 – 8 1/4	Skin colour 4
12K44=50-1	70 mm	50 mm	7 3/4 – 8 1/4	Skin colour 11
12K44=50-2	70 mm	50 mm	7 3/4 – 8 1/4	Skin colour 15
12K44=45-7	70 mm	45 mm	7 – 7 1/4	Black 7
12K44=50-7	70 mm	50 mm	7 3/4 – 8 1/4	Black 7

- The colours roughly correspond to the glove colours according to the colour sample set (article no. 646M3).
- Please note that the -1 and -2 variants are fabricated only after receipt of an order. As a result, longer delivery times are to be expected.

## Accessories/spare parts for 12K100N, 12K110N, 12K50, 12K44



### 13E100 AnalogAdapter

The adapter enables the control of the analogue Ottobock hand systems in combination with the DynamicArm. The digital signal of the DynamicArm is converted to an analogue signal by the adapter.

**Technical data**

Article number	for	Side	Operating temperature	Transport temperature	Weight
13E100	DynamicArm, DynamicArm Plus	universal	+5 to +40 °C	-25 to +70 °C	7 g



### 743A27 Alignment aid for DynamicArm

Alignment and foaming aid allows the alignment of an interim prosthesis for functional training in the rehabilitation phase.

**Technical data**

Article number	for
743A27	DynamicArm and ErgoArm



### 743A23 Alignment aid for ErgoArm

The alignment and foaming aid allows the alignment of an interim prosthesis for functional training in the rehabilitation phase.

**Technical data**

Article number	for
743A23	Alignment of an interim prosthesis with ErgoArm elbow joint for functional training in the rehabilitation phase



## 12S6 MoveShoulder swing

The MoveShoulder Swing shoulder joint's free swing of up to 40° reduces pressure from the prosthetic socket and allows natural, harmonious movements. Abduction of up to 20° facilitates more comfortable movement patterns during many activities of daily life.

### Key features

- Natural, harmonious movements and reduced pressure from the prosthetic socket thanks to free swing (up to 40°) and abduction (up to 20°)
- Relieves the back and shoulder for improved body posture
- Facilitates hand to mouth activities such as eating and facial care
- Locking is realised using a certain body movement or the sound hand, with no additional control elements such as switches or a body harness
- Can be used with the DynamicArm

### Technical data

Article number	Side	Overall length	Weight
12S6=L	left	230 mm	242 g
12S6=R	right	230 mm	242 g



## 12S4 Ottobock shoulder joint

The double-axis shoulder joint with separate friction and two arm joint bars can be used on both sides and is suitable for users with a forequarter amputation or shoulder disarticulation. It provides two degrees of freedom and permits anteversion/retroversion as well as abduction/adduction movements.

### Key features


- Separate friction
- Two degrees of freedom
- Permits anteversion/retroversion as well as abduction/adduction movements
- With integrated lamination ring (43 mm diameter)
- Connection to elbow component with bars

### Technical data

Article number	Overall length	Lamination ring Ø	Weight
12S4	210 mm	43 mm	134 g

### Information material

647G473=ALL_INT	Instructions for use   12S4, 12S7
-----------------	-----------------------------------



## 13E188 Battery connection cable

Battery connection cable for MyoBock adult system, for the EnergyPack.

### Key features

- Battery connection cable for EnergyPack
- To connect the battery receptacle (article no. 757Z185=1 or 757Z191=1) with coaxial plug (article no. 9E169),
- electric wrist rotator (article no. 10S17), MyoRotronic (article no. 13E205) or switch block (article no. 13E190 or 13E190=150)

### Technical data

Article number	Length
13E188=200	200 mm
13E188=600	600 mm



## 13E50 Connecting cable

Connection cable to control electric pronation and supination with the electric rotator (article no. 10S17). Used to provide the electrical connection between the electric rotator and harness pull switch (article no. 9X14), cable pull switch (article no. 9X18) or rocker switch (article no. 9X25).

### Technical data

Article number	Length
13E50=250	250 mm
13E50=1200	1,200 mm



## 13E97 Connection cable with on-off switch

Pronation and supination function can be turned off using the switch. The connection cable provides the electrical connection between the electric wrist rotator (article no. 10S17) and the harness pull switch (article no. 9X14), cable pull switch (article no. 9X18) or rocker switch (article no. 9X25).

### Technical data

Article number	Length
13E97=250	250 mm
13E97=1200	1,200 mm

## Accessories/spare parts for cables



## 757P41 Connection cable

Connection cable to connect the battery receptacle for the EnergyPack (article number 757Z185=2 or 757Z191=2) and coaxial plug (article number 9E169) or MyoRotronic (article number 13E205).

### Key features

- For the MyoBock system
- To connect the battery receptacle (article no. 757Z185=2 or 757Z191=2) and coaxial plug (article no. 9E169) or MyoRotronic (article no. 13E205)

### Technical data

Article number
757P41



### 13E190 Distributor

Switch block to connect the EnergyPack (article no. 757B2\*), electrodes (article no. 13E200/13E202) and System Electric Hands with hand cable (article no. 8E39, 8E41), without extension cable.

**Technical data**

<b>Article number</b>
13E190



### 13E190 Distributor

Switch block to connect the EnergyPack (article no. 757B20 or 757B21), electrodes (article no. 13E200 or 13E202) and System Electric Hands with hand cable (article no. 9E53) and extension cable. Length: 150 mm.

**Technical data**

<b>Article number</b>
13E190=150



### 9E185 Extension cable

Extension cable to extend the hand cable of the System Electric Hand (article no. 8E39, 8E41 and 8E44) or the System Electric Greifer (article no. 8E34) and connection to the battery receptacle (article no. 757Z185=2 and 757Z191=2).

**Technical data**

Article number	Length
9E185=30	300 mm
9E185=40	400 mm
9E185=50	500 mm
9E185=50-1	500 mm



## 12V10 Tube valve for suction socket

In combination with the electrode (article no. 13E202), the tube valve creates an airtight socket seal. The PVC connection tube (article no. 99B13) is already included in the scope of delivery.

### Technical data

<b>Article number</b>	
12V10	



## 99B13 PVC connection tube

The PVC connection tube serves as a connection channel between the inner and outer sockets.

### Technical data

Article number	Diameter	Colour
99B13=16	16 mm	Skin colour
99B13=16-7	16 mm	Black
99B13=21	21 mm	Skin colour
99B13=21-7	21 mm	Black



## 99B83 Tube dummies

The tube dummies are used for fabricating vacuum-formed inner sockets.

### Technical data

Article number	Diameter
99B83=16	16 mm
99B83=21	21 mm



## 711M77 Magnetic centring aid

The magnetic centring aid allows technicians to precisely determine the centre point of the pull-in tube outside the outer socket so the cut-out can then be milled exactly.

### Technical data

Article number	for
711M77=1	7,4 V Arm Prosthetic System for Children
711M77=2	MyoBock and Axon-Bus System



## 646C52 PAULA

The PAULA 1.2 software is used in combination with the MyoBoy (art. no. 757M11=X-Change) and supports the O&P professional in the myosignal evaluation, product selection, socket design and the ordering of components or complete trial prostheses for the upper limbs.

### Key features

- Patient management
- MyoTest
- Measuring
- Training
- Socket design
- Component selection
- Order
- Documentation
- Software updates

### Technical data

<b>Article number</b>
646C52=V1.2

- The product code of a PAULA 1.2 CD is required for the installation.
- If you have questions related to installation, please contact our O&P Hotline employees!
- Integrated into the Ottobock Data Station.



## 757M11 MyoBoy

The MyoBoy supports O&P professionals and users when training muscle activities and provides a realistic simulation of the MyoBock systems. The data that are collected make it possible to select the most suitable control system for the individual prosthesis.

### Key features

- For determining the optimal electrode position and control variant
- For realistic simulation of the MyoBock systems
- For support during muscle activity training

### Technical data

Article number	Scope of delivery
757M11=X-CHANGE	Ground electrode (article number 757Z18), electrode adapter (article number 757P44), electrode armband (article number 757Z174), screwdriver, USB cable, carrying case

### Information material

647G265=ALL_INT	Instructions for use (qualified personnel)   757M11=X-Change
-----------------	--------------------------------------------------------------



## 60X5 BionicLink PC

The BionicLink USB Bluetooth adapter supports wireless data communication between Ottobock products with a Bluetooth interface (such as the DynamicArm) and a PC with a USB port or USB hub via corresponding Ottobock software products (such as ElbowSoft).

### Key features

- Wireless data communication between Ottobock products with a Bluetooth interface and a PC
- Used with corresponding software (e.g. ElbowSoft)

### Technical data

Article number	for
60X5	Connection to computer (USB Bluetooth adapter)

- A proper connection between the Ottobock product and a PC can only be established using corresponding Ottobock software products (e.g. ElbowSoft).

### Information material

647G506=ALL_INT	Instructions for use (qualified personnel)   60X5 BionicLink PC
-----------------	-----------------------------------------------------------------





## 646C42 ElbowSoft

The ElbowSoft software is used for adjusting the DynamicArm (article no. 12K100N=\*) and connected Ottobock system components: System Electric Hands (article no. 8E38=\*), System Electric Greifer (article no. 8E33=\*) and electric wrist rotator (article no. 10S17) within the scope of exoprosthetic devices.

### Technical data

<b>Article number</b>
646C42=V1.6

### Information material

647G341=ALL_INT	Instruction for use [short]   646C42=V1.6 ElbowSoft
-----------------	-----------------------------------------------------



## 757T13 MyoSelect

The MyoSelect is used for the identification and configuration of MyoBock components and provides information about the component type and the currently selected control on the integrated display. Alternative controls can be selected and configured, and the speed can be adjusted to the patient's individual needs.

### Technical data

<b>Article number</b>
757T13



## 757P39 MyoBoy communication cable

The MyoBoy communication cable connects the MyoBoy and battery receptacle (article number 757Z185=2 or 757Z191=2) and permits signal measurement while the complete prosthesis is in use by the patient.

### Technical data

<b>Article number</b>
757P23



## 757P23 Test adapter

Test adapter for the System Electric Hands (article number 8E38, 8E39, 8E41) and System Electric Greifer (article number 8E33, 8E34).

### Technical data

<b>Article number</b>
757P23



## 9S138 Finger tip set


Fingertip set for use without tip padding with the System Electric Greifer (article no. 8E33=9-1/8E34=9-1).

### Technical data

Article number
9S138

### Information material

647G1274=ALL_INT	Instructions for use (qualified personnel)   8E33=*, 8E34=*
------------------	-------------------------------------------------------------



## 9S145 Rubber gripping pad set


Rubber pad set for use with the System Electric Greifer (article no. 8E33=9-1/8E34=9-1).

### Technical data

Article number
9S145-1

### Information material

647G1274=ALL_INT	Instructions for use (qualified personnel)   8E33=*, 8E34=*
------------------	-------------------------------------------------------------



## 9S149 Finger tip blank set

The fingertip blank set is used with the System Electric Greifers (article no. 8E33=9-1/8E34=9-1) for subsequent adaptation to special tasks.

### Technical data

Article number
9S149

### Information material

647G1274=ALL_INT	Instructions for use (qualified personnel)   8E33=*, 8E34=*
------------------	-------------------------------------------------------------



### 9S234 Finger tip (pair)

Fingertip pair for use with tip padding with the System Electric Greifer (article no. 8E33=9-1/8E34=9-1).

**Technical data**

<b>Article number</b>
9S234=PAA

**Information material**

647G1274=ALL_INT	Instructions for use (qualified personnel)   8E33=*, 8E34=*
------------------	-------------------------------------------------------------




### 9S278 Finger tip (pair)

Fingertip pair for use without tip padding with the System Electric Greifer (article no. 8E33=9-1/8E34=9-1).

**Technical data**

<b>Article number</b>
9S278=PAA




### 9S312 Battery cover

The LED unit battery cover is suitable as a cladding element for the System Electric Greifer (article no. 8E33=9-1/8E34=9-1).

**Technical data**

<b>Article number</b>
9S312



### 9S146 Tip padding (pair)

**Technical data**

<b>Article number</b>
9S146=PAA-1




## 11S6 Ratchet Ring with Inner Gear Teeth

Spare part for System Electric Hands.

### Technical data

Article number
11S6-1




## 11S7 Pressure ring

Spare part for System Electric Hands.

### Technical data

Article number
11S7



## 11S27 Spacing washer

Spare part for System Electric Hands.

### Technical data

Article number
11S27



## 11S30-1 Friction ring with inner gear teeth

Spare part for System Electric Hands.

### Technical data

Article number
11S30-1



## 9S145 Rubber gripping pad set

Rubber pad set for use with the System Electric Greifer (article no. 8E33=9-1/8E34=9-1).

### Technical data

Article number
----------------

9S145-1
---------

### Information material

647G1274=ALL_INT	Instructions for use (qualified personnel)   8E33=*, 8E34=*
------------------	-------------------------------------------------------------





# Axon-Bus system.

Perfect use of precision technology.

The Axon-Bus system is a high-performance system for transradial and transhumeral prostheses. Axon stands for Adaptive exchange of neuro-placement data. The Axon-Bus itself is an Ottobock development for the field of exoprosthetics. It was derived from safety-related bus systems in the aviation and automotive industries and represents a major development milestone in treatment options for the upper limb. A major advantage is that it constitutes an optimised, self-contained data transmission system. The individual components communicate with each other perfectly, eliminating losses in terms of data transmission, speed and functionality. This results in a clear plus in safety and reliability for the user. Compared to conventional systems, this is achieved by a significant reduction in sensitivity to outside interference. In combination with the Michelangelo hand, the Axon-Bus system offers even more degrees of freedom in combination with a powerful terminal device. The user benefits from enhanced functionality of the prosthetic hand.

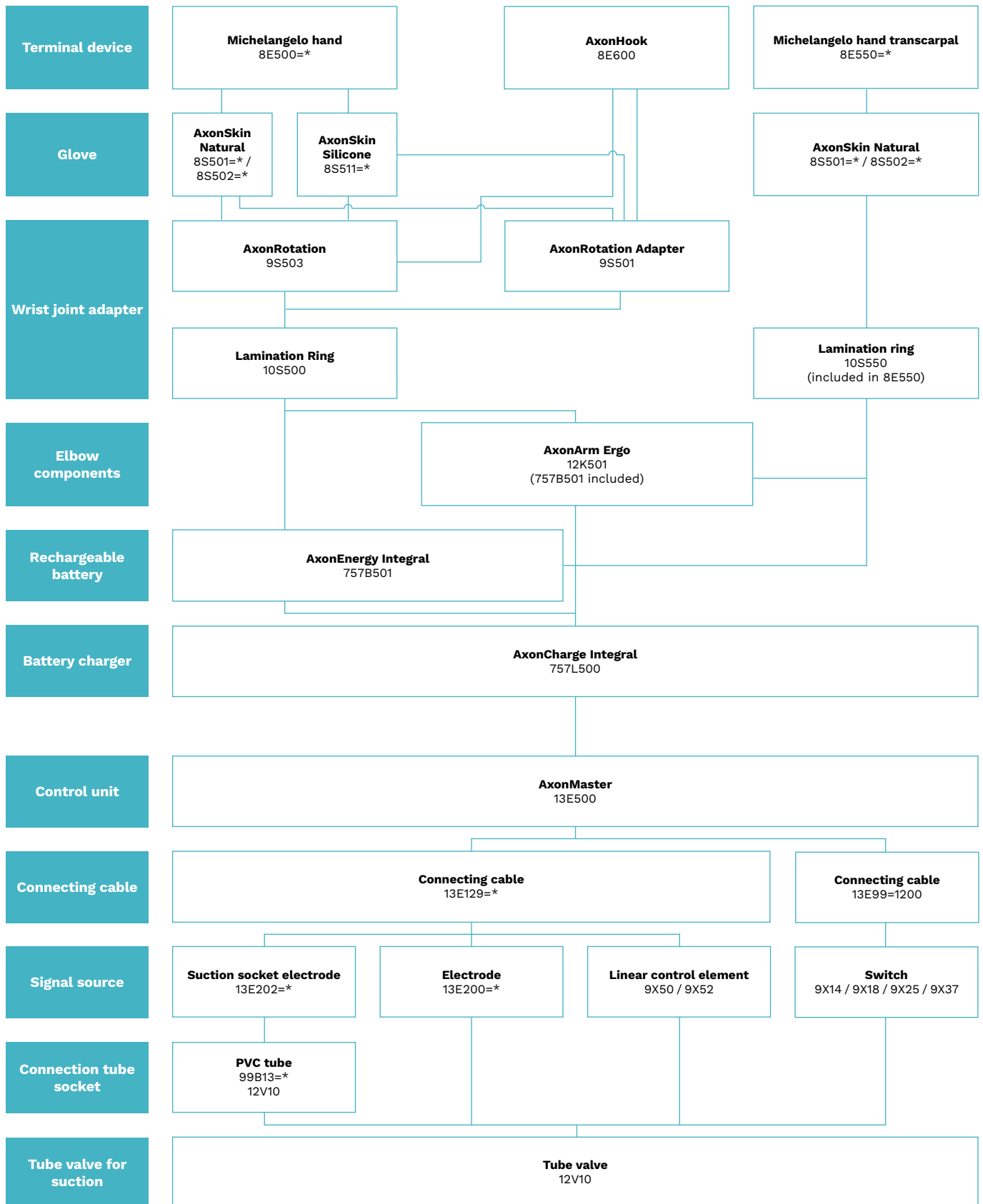
## **On the following pages you will find**

- Axon-Bus terminal devices
- Axon-Bus prosthetic gloves
- Axon-Bus system accessories
- Rotation
- Axon-Bus elbow components
- Axon-Bus battery management
- Axon-Bus control elements
- Axon-Bus software
- Tool for assembly of the Axon-Bus system



# Axon-Bus.

## Overview Axon-Bus System.



# Michelangelo Hand.

3

## Separately movable thumb

A separate active thumb drive allows you to move the thumb independently. This expands your gripping options – moving the thumb outwards creates a flat, open hand.

## Flexible wrist

The user can make adjustments to the wrist mode with the lock button; flexible or rigid mode can be selected as required.

## Soft fingertips

The fingers are made of soft as well as harder materials and thus modelled on nature down to the detail.

## Main drive

The powerful main drive supplies the gripping movements and gripping force. Actively controlled elements are the thumb, index finger and middle finger. The ring finger and little finger passively follow the movements.

## Release buttons on both sides

The user can remove the Michelangelo hand from the socket by simultaneously pressing the release buttons.

## Flat oval wrist

The flat oval wrist has a very natural appearance. You can bend and stretch the wrist and also passively rotate it inwards and outwards. Flexion and extension are based on the relaxed wrist (flexible mode).



## 8E500 Michelangelo hand

The Michelangelo hand features a natural design, high gripping force and flexible wrist. The actively driven index and middle fingers along with the thumb that can be positioned electronically enable seven different hand positions.

The Michelangelo hand is controlled on the basis of the Axon-Bus system, which constitutes a self-contained data transmission system. The individual components are optimally matched and communicate perfectly with each other. This means there is no delay in the speed and functionality of the Michelangelo hand, and the prosthesis is safer and more reliable.

### Key features

- Numerous gripping options
- Natural design
- Soft fingertips modelled after nature, down to the detail
- Natural flat oval wrist
- Flexible wrist minimises compensating movements
- Powerful main drive for high gripping force and speed
- Can be combined with the active AxonRotation
- Separately movable thumb

### Information material

647G587=ALL_INT	Instructions for use [short] (qualified personnel)   8E500 Michelangelo Hand
647H900=ALL_INT	Instructions for use (user)   Axon-Bus Prosthetic System
646D501=EN	Brochure for technicians – Michelangelo hand
646D593=EN	Therapy brochure – Michelangelo hand
646D591=EN_MASTER	Michelangelo hand – service pass

### Technical data

Article number	Side	Size	User group
8E500=L-M	left	7 3/4	women, men, adults, mature adults
8E500=R-M	right	7 3/4	women, men, adults, mature adults
<b>Operating voltage</b>			11,1 V
<b>Operating temperature</b>			-10 to +60 °C
<b>Opening width</b>			120 mm
<b>Gripping force in opposition mode</b>			70 N
<b>Gripping force in lateral mode</b>			60 N
<b>Gripping force in neutral mode</b>			15 N
<b>Grip speed</b>			325 mm/sec
<b>Weight</b>			510 g

- AxonSkin Natural gloves: Cleaning the glove with water and soap is recommended for daily care. A special outer coating on the gloves reduces susceptibility to soiling and simplifies cleaning. If soap and water are insufficient: Use special cleaner (article no. 640F12) with the pump sprayer (article no. 640F13). Please also note the specific care instructions of the special cleaner.
- The Michelangelo hand requires certification! Please contact your customer service representative or your regional contact person about this.



## 8E550 Michelangelo hand transcarpal

This hand variant is suitable for users with long residual limbs and a transcarpal amputation level. The numerous functions of the Michelangelo hand are still maintained, however. A space-saving design concept takes the limited installation space into account.

### Key features

- For long residual limbs and transcarpal amputation levels
- Functions of the Michelangelo hand are maintained
- Space-saving design concept
- Compact drive unit integrated into the palm
- Low structural height without the AxonWrist – almost 50 mm shorter than the Michelangelo hand
- The lamination ring allows the hand to be positioned by +/- 15°

### Information material

646D501=EN	Brochure for technicians – Michelangelo hand
646D593=EN	Therapy brochure – Michelangelo hand
646D646=EN	AxonSkin prosthetic gloves for Michelangelo hand
646D591=EN_MASTER	Michelangelo hand – service pass

### Technical data

Article number	Size	User group
8E550=L-M	7 3/4	adults
8E550=R-M	7 3/4	adults
<b>Operating temperature</b>		-5 to 45 °C
<b>Opening width</b>		120 mm
<b>Max. gripping force in opposition mode</b>		70 N
<b>Max. gripping force in lateral mode</b>		60 N
<b>Max. gripping force in neutral mode</b>		15 N
<b>Max. speed</b>		325 mm/sec
<b>Weight</b>		460 g

- The adapter (article no. 711M116) is needed just once to put on the gloves.
- The 10S550 lamination ring is included in the scope of delivery of the Michelangelo hand transcarpal.



## 8E600 AxonHook

The powerful and robust hook perfectly expands the functionality of the existing Michelangelo hand for manual tasks. It features all the wrist functions of the Michelangelo hand and is easy to change.

### Key features

- Optimal expansion of functionality for manual work
- Easy exchange between Michelangelo hand and AxonHook
- Features all wrist functions of the Michelangelo hand
- Dirt-resistant and robust
- Increased precision and gripping force compared to the Michelangelo hand
- Electrical emergency opening
- Resistant against splashed water (IP33)
- Slim, modern design

### Information material

646D793	Instructions for use (user) – Axon-Bus prosthesis solution
646D553=EN	Brochure for technicians – Axon-Hook

### Technical data

Article number	Side	Opening width	Gripping force	Weight
8E600=L	left	130 mm	110 N	440 g
8E600=R	right	130 mm	110 N	440 g

- The AxonHook cannot be combined with the Michelangelo hand transcarpal.



## 8S501 AxonSkin Natural

The AxonSkin Natural glove provides structural protection for the prosthetic hand against environmental influences such as moisture, dirt and dust and creates a natural appearance for the user. It is intended exclusively for use with Ottobock's Michelangelo hand.

### Technical data

Article number	Side	User group
8S501=L	left (L)	men
8S501=R	right (R)	men

- Soap and water are sufficient for daily cleaning. For stubborn stains on the PVC prosthetic glove (not for silicone!), the glove cleaner (article no. 640F12) should be used promptly.
- Available in seven different shades.
- Please use the Skin Natural colour sample set (article no. 646M47) to determine the colour.
- Order example: 8S501=R-M4
- The Michelangelo hand is locked with the help of the assembly tool (article no. 711M64) and assembly tool (article no. 711M1) in order to apply and remove the prosthetic glove.

### Information material

647G596=ALL_INT	Instructions for use (qualified personnel)   8S500, 8S501, 8S502 AxonSkin
647H898=ALL_INT	Instructions for use (patient)   8S500=*, 8S501=*, 8S502=* AxonSkin
646D646=EN	AxonSkin prosthetic gloves for Michelangelo hand



## 8S502 AxonSkin Natural

The AxonSkin Natural glove provides structural protection for the prosthetic hand against environmental influences such as moisture, dirt and dust and creates a natural appearance for the user. It is intended exclusively for use with Ottobock's Michelangelo hand.


### Technical data

Article number	Side	User group
8S502=L	left (L)	women
8S502=R	right (R)	women

- Soap and water are sufficient for daily cleaning. For stubborn stains on the PVC prosthetic glove (not for silicone!), the glove cleaner (article no. 640F12) should be used promptly.
- Available in seven different shades.
- Please use the Skin Natural colour sample set (article no. 646M47) to determine the colour.
- Order example: 8S502=R-M4
- The Michelangelo hand is locked with the help of the assembly tool (article no. 711M64) and assembly tool (article no. 711M1) in order to apply and remove the prosthetic glove.

### Information material

647G596=ALL_INT	Instructions for use (qualified personnel)   8S500, 8S501, 8S502 AxonSkin
647H898=ALL_INT	Instructions for use (patient)   8S500=*, 8S501=*, 8S502=* AxonSkin
646D646=EN	AxonSkin prosthetic gloves for Michelangelo hand



## 8S500 AxonSkin visual / AxonSkin black

The AxonSkin Visual prosthetic glove made of multilayer PVC impresses with unique aesthetics and is robust and relatively durable. The glove is suitable for men and women.

### Key features

- Conspicuous, modern look; translucent or matt black
- Multilayer PVC gloves with special finish for reduced susceptibility to soiling and easier cleaning
- Defined zones on the fingertips and palms improve the gripping characteristics
- Special inner coating for improved functionality and interaction between hand, hand shell and glove
- Long sleeve length for an integrated covering up to the elbow

### Technical data

Article number	Side	Colour	User group
8S500=L-M0	left (L)	Translucent	men, women, youths
8S500=R-M0	right (R)	Translucent	men, women, youths
8S500=L-M20	left (L)	Black	men, women, youths
8S500=R-M20	right (R)	Black	men, women, youths

- The Michelangelo hand is locked with the help of the assembly tool (article no. 711M64) and assembly tool (article no. 711M1) in order to apply and remove the prosthetic glove.

### Information material

647G596=ALL_INT	Instructions for use (qualified personnel)   8S500, 8S501, 8S502 AxonSkin
647H898=ALL_INT	Instructions for use (patient)   8S500=*, 8S501=*, 8S502=* AxonSkin
646D501=EN	Brochure for technicians – Michelangelo hand
646D646=EN	AxonSkin prosthetic gloves for Michelangelo hand



## 8S511 AxonSkin Silicone

The first silicone glove for the Michelangelo hand. It has a highly natural appearance thanks to the hand-coloured replication of the fingernails and knuckles. The AxonSkin Silicone is very low-maintenance and barely soils, so that simple cleaning with soap and water is usually sufficient.

### Key features

- Suitable for men
- Natural, visually inconspicuous appearance
- Multilayer silicone glove with special surface treatment
- Available in seven different skin tones (colour sample set, article no. 646M72)
- Low soiling, easy cleaning, not sensitive to low temperatures (no loss of functionality)
- Hand-coloured to simulate the structures of blood vessels and bones
- Natural colouring of the fingernails
- Easy to clean with soap and water
- Fast application of the glove by the technician

### Technical data

Article number	Side	User group
8S511=L	left (L)	men, youths, women
8S511=R	right (R)	men, youths, women

- Notice: The AxonSkin Silicone cannot be combined with the Michelangelo hand transcarpal.
- Available in seven different shades.
- Colours deviate from Skin Natural. For exact determination, please use the colour sample ring for silicone gloves (article no. 646M72).
- Order example: 8S511=L-M4

### Information material

647G861=ALL_INT	Instructions for use (qualified personnel)   8S511=* AxonSkin Silicone
647H896=ALL_INT	Instructions for use (patient)   8S511=* AxonSkin Silicone
646D646=EN	AxonSkin prosthetic gloves for Michelangelo hand



## 757Z501 Mounting set

The mounting kit (article number 757Z501) includes various components which allow the technician to attach the AxonEnergy Integral and AxonMaster to the socket.

### Technical data

Article number	for
757Z501	Mounting kit for the Michelangelo hand



## 757Z504 Michelangelo socket attachment block

The Michelangelo socket attachment block (article number 757Z504) can be used for trial fittings with a ThermoLyn soft outer socket. The socket attachment block is used as an alternative to the lamination ring (article number 10S500) and serves to secure the Michelangelo hand.

### Technical data

Article number	for
757Z504	Socket attachment block for trial fittings with the Michelangelo hand.

### Information material

647G587	Instructions for use (qualified personnel)   8E500 Michelangelo Hand
---------	----------------------------------------------------------------------



## 757Z505 Michelangelo hand dummy

The technician can use the Michelangelo hand dummy to determine the alignment and length of the Michelangelo prosthesis while taking measurements.

### Technical data

Article number	for
757Z505	Michelangelo hand



## 640F18 Donning spray

The donning spray for Ottobock Skeo liners and prosthetic gloves (silicone, PVC) is needed among other things for putting on and removing the liner or prosthetic glove.

### Technical data

Article number	for	Contents
640F18	Prosthetic gloves and liners	90 ml
640F18=900	Prosthetic gloves and liners	900 ml



## 640F13 Pump sprayer

The user should always keep a pump sprayer filled with special cleaner for prosthetic gloves handy in order to be able to use the cleaner immediately in case of soiling.

### Technical data

Article number	for	Contents
640F13	640F12 Special cleaner	90 g

- This container is empty on delivery!



## 640F12 Special cleaner


In case of heavy soiling, the special cleaner for prosthetic gloves should be applied immediately.

### Technical data

Article number	for	Contents
640F12	Prosthetic gloves	460 g

- Special cleaner (640F12) should not be used on silicone gloves.





## 9S503 AxonRotation

The active rotation feature is equipped with proportional control so the system is sensitive and functions exactly with the muscle signals. Proportional control is possible for both movements, rotation and the gripping function of the Michelangelo hand.

### Key features

- Active hand rotation
- Assists with numerous bimanual (two-handed) activities in everyday life and at work
- Compensating body movements are reduced to a minimum
- Automatically turns to a relaxed, neutral position when the hand is not holding an object and the user relaxes the myosignal
- Easy to fit in existing systems

### Technical data

Article number	Pronation/supination	Idle speed	Torque	Weight
9S503	160°/160°	25 rpm	1,5 Nm	140 g

- Easy integration into existing systems, so continuing to use the current socket is possible.



## 9S501 AxonRotation Adapter

The AxonRotation Adapter in combination with an Axon-Bus terminal device such as the 8E500 Michelangelo hand enables treatment as part of the modular Ottobock Axon-Bus system. Passive pronation and supination through 360° is possible.

### Key features

- Permits passive pronation and supination
- Minimises unnatural compensating body movements
- Passive, unlimited 360° pronation/supination of the Axon-Bus terminal device engages in the next position at a moment of approx. > 2.0 Nm
- 24 locking positions are provided for this purpose at intervals of 15°

### Technical data

Article number	Pronation/supination	Weight
9S501	360°	Approx. 90 g

- The passive, unlimited 360° pronation/supination of the Axon-Bus terminal device engages in the next position at a moment of approx. > 2 Nm.

### Information material

646D501=DE	Brochure for technicians – Michelangelo hand
647G934	Instructions for use (qualified personnel)   9S501 AxonRotation Adapter



## 10S500 Lamination Ring

The lamination ring (article number 10S500) is the connecting element between the socket and the Michelangelo hand. The technician laminates this lamination ring into the socket.

### Technical data

Article number
10S500=M

- Please note that this article is already included in the scope of delivery of the Axon-Bus prosthesis solution.

### Information material

647G587	Instructions for use (qualified personnel)   8E500 Michelangelo Hand
---------	----------------------------------------------------------------------



## 10S550 Lamination ring for Michelangelo transcarpal

The connecting element between the socket and the Michelangelo hand transcarpal for lamination in the prosthetic socket.

The lamination ring allows the O&P professional to position the hand by +/- 15°.

### Technical data

<b>Article number</b>	
10S550=M	

- Included in the scope of delivery of the Michelangelo hand transcarpal (article no. 8E550).

### Information material

647G1223=ALL_ INT	Instructions for use [short] (qualified personnel)   8E550 Michelangelo Hand Transcarpal
-------------------	------------------------------------------------------------------------------------------



## 12K501 AxonArm Ergo

Passive elbow component with electronic lock that adapts the proven strengths of the familiar ErgoArm (article no. 12K50) to the Axon-Bus system. As a result, the advantages of the Michelangelo hand are now available to upper arm amputees.

### Key features

- Easy Plug
- Flexion aid (AFB)
- Mechanical slip-stop function
- Upper arm rotation joint
- Adjustable friction
- Elbow ball made of beige plastic
- Forearm can be shortened (length: 305 mm)
- Electronic ratchetless lock


### Information material

647G790=ALL_INT	Instruction for use [short] (qualified personnel)   12K501=* AxonArm Ergo
646D501=EN	Brochure for technicians – Michelangelo hand
646D626=EN	Brochure for technicians – elbow joints

### Technical data

Article number	For hand size	Colour
12K501=M	7 3/4	4 Skin colour
12K501=M-1	7 3/4	11 Skin colour
12K501=M-2	7 3/4	15 Skin colour

- The cable harness (article no. 13E223) can be ordered separately.
- The battery (article no. 757B501) is already included in the scope of delivery for the elbow.
- The colour roughly corresponds to the glove colour according to the colour sample set (article no. 646M47).



#### Information material

647G789=ALL_INT	Instructions for use (qualified personnel)   757B501 AxonEnergy Integral
646D501=EN	Brochure for technicians – Michelangelo hand

## 757B501 AxonEnergy Integral

The three-cell Li-Ion battery is used exclusively to provide power to the Axon-Bus prosthesis solution. The integrated electronics protect the device against short circuits, overvoltage, undervoltage and charging outside the allowable temperature range.

#### Key features

- Energy supply for the Axon-Bus system
- Rechargeable battery with three Li-Ion cells
- The integrated electronics protect the device against short circuits, overvoltage, undervoltage and charging outside the allowable temperature range
- Data exchange via an Axon-Bus cable with three-pin receptacle
- Use the AxonCharge Integral (art. no. 757L500) for charging

#### Technical data

<b>Article number</b>	757B501
<b>Operating temperature</b>	0 to +60 °C
<b>Storage temperature</b>	(-) 20 - (+) 40 °C
<b>Transport temperature</b>	(-) 20 - (+) 40 °C
<b>Relative humidity max.</b>	max. 80% non-condensing
<b>Capacity</b>	1,150 mAh
<b>Output voltage</b>	11.1 V
<b>Charging time</b>	3.5 h
<b>Length</b>	55 mm
<b>Width</b>	35 mm
<b>Height</b>	23 mm
<b>Weight</b>	90 g

- The AxonEnergy Integral is used exclusively to provide power to the Axon-Bus system.
- Only the AxonCharge Integral (art. no. 757L500) may be used for charging.

## 757Z508 Lamination dummy set

The lamination dummy set for the AxonEnergy Integral (article number 757B501) contains dummies for laminating the outer socket and for the charging receptacle recess.

#### Technical data

<b>Article number</b>	757Z508
-----------------------	---------

- Included in the scope of delivery of the Axon-Bus system.



## 757L500 AxonCharge Integral

The battery charger is used to charge the AxonEnergy Integral (art. no. 757B501) of the Axon-Bus prosthesis solution. Charging proceeds automatically once the charging plug is connected to the charging receptacle of the AxonEnergy Integral.

#### Key features

- LED functions:
  - LED 1 not lit: There are no errors and no servicing is required.
  - LED 1 flashing red: There is an overall system error (rechargeable battery, prosthetic components etc.). Please contact the Ottobock Service Centre.
  - LED 1 steady yellow: The terminal device should be serviced as part of Ottobock Myo maintenance.
  - LED 6 flashing red: The battery charger is defective. Please send the product to the Ottobock Service Centre.

#### Technical data

<b>Article number</b>	757L500
<b>Operating temperature</b>	0 to +60 °C
<b>Storage temperature</b>	(-) 20 - (+) 40 °C
<b>Transport temperature</b>	(-) 20 - (+) 40 °C
<b>Relative humidity max.</b>	max. 80% non-condensing

- The AxonCharge Integral is intended solely for charging the AxonEnergy Integral (art. no. 757B501).



#### Information material

647G593=ALL_INT	Instructions for use (qualified personnel)   757L500 AxonCharge Integral
646D501=EN	Brochure for technicians – Michelangelo hand



**Information material**

647G334=ALL_INT	Instructions for use (qualified personnel)   13E202
-----------------	-----------------------------------------------------

## 13E202 Suction socket electrode

This generation of electrodes is based on the familiar 13E200 electrode. Embedded into a suspension made of elastic material, this electrode creates an airtight seal between the inner socket and outer socket. If used correctly, this prevents perspiration from penetrating between the inner and outer socket.

**Key features**

- Airtight seal between the inner and outer socket
- Reduces sensitivity to low and high-frequency interference
- Filters noise
- Electrode contacts made of pure titanium and suitable for people with allergies
- Electrode connection with IDC termination

**Technical data**

Article number	Mains frequency	Frequency bandwidth	Ambient temperature	Operating voltage
13E202=50	50 Hz	90 - 450 Hz	-15 to +60 °C	4.8 - 7.2 V
13E202=60	60 Hz	90 - 450 Hz	-15 to +60 °C	4.8 - 7.2 V

- Use silicone grease (article no. 633F11) to seal the plug connection. Remove any excess grease after connecting the electrode cable.
- The suction socket electrode can not only be used for standard sockets but is also particularly suitable for application in elevated vacuum sockets. Combining the suction socket electrode with a tube valve (article no. 12V10) for an elevated vacuum socket creates a vacuum effect in the socket, optimising the hold of the residual limb in the socket.
- The frequency filter's full protection effect will only be provided if the mains frequency and filter frequency are identical.
- The electrode accessories (article number 13E206) are included in the scope of delivery.
- Tube valve (article number 12V10) can be ordered separately.



**Information material**

647G1609=ALL_INT	Instructions for use (qualified personnel)   13E200
------------------	-----------------------------------------------------

## 13E200 Electrode

This MyoBock electrode is particularly sensitive in the range of low muscle signals. Thanks to modern frequency shielding and filtering technologies, it is also less sensitive to low and high-frequency interference that is emitted, for example, by mobile phones or shopping centre security systems.


**Key features**

- Reduces sensitivity to low and high-frequency interference
- Filters noise
- Electrode contacts made of pure titanium and suitable for people with allergies
- Electrode connection with IDC termination

**Technical data**

Article number	Mains frequency	Frequency bandwidth	Ambient temperature	Operating voltage
13E200=50	50 Hz	90 - 450 Hz	-15 to +60 °C	4.8 - 7.2 V
13E200=60	60 Hz	90 - 450 Hz	-15 to +60 °C	4.8 - 7.2 V

- Use silicone grease (article no. 633F11) to seal the plug connection. Remove any excess grease after connecting the electrode cable.
- The frequency filter's full protection effect will only be provided if the mains frequency and filter frequency are identical.
- The electrode accessories for laminated inner sockets (article number 13E153) and for vacuum-formed inner sockets (article number 13E201) are included in the scope of delivery.



## 13E129 Electrode cable with straight plug and plug connector

Electrode cable for connecting an electrode or control element with other prosthetic components.

**Technical data**

Article number	Length
13E129=G100	100 mm
13E129=G300	300 mm
13E129=G600	600 mm
13E129=G1000	1,000 mm



## 13E500 AxonMaster

The AxonMaster is the central control unit of the Axon-Bus system. It measures the patient's control signals and assigns them to the respective prosthetic components. This enables control of the prosthesis and switching between the components.

### Key features

- Central control unit of the Axon-Bus system
- Control and system-internal coordination of all active Axon-Bus prosthetic components
- Connected directly to the AxonEnergy Integral
- Receives and processes the user's control signals and assigns them to the prosthetic components
- Direct and reliable control of hand movements and switching between the prosthetic components by the user
- Stores all control parameters
- Integrated Bluetooth module for data transfer with AxonSoft

### Information material

647G590=ALL_INT	Instructions for use (qualified personnel)   13E500 AxonMaster
646D501=EN	Brochure for technicians – Michelangelo hand

### Technical data

<b>Article number</b>	13E500
<b>Operating temperature</b>	0 to +60 °C
<b>Storage temperature</b>	(-) 20 - (+) 40 °C
<b>Transport temperature</b>	(-) 20 - (+) 40 °C
<b>Relative humidity max.</b>	max. 80% non-condensing
<b>Power supply</b>	757B501
<b>Operating voltage</b>	11.1 V
<b>Size</b>	53 x 28 x 9 mm
<b>Weight</b>	15 g

- The cable harness (article no. 13E223) can be ordered separately.
- Lamination dummy set for AxonMaster (article no. 757Z503) can be ordered separately.

## 757Z503 Lamination set for AxonMaster

The lamination dummy set is used to determine the optimal position of the AxonMaster.

### Technical data

<b>Article number</b>	757Z503
-----------------------	---------

- Already included in the scope of delivery for the Axon-Bus prosthesis solution.



### Information material

647G590=ALL_INT	Instructions for use (qualified personnel)   13E500 AxonMaster
-----------------	----------------------------------------------------------------



**Information material**

646D501=EN	Brochure for technicians – Michelangelo hand
------------	----------------------------------------------

## 560X500 AxonSoft

The AxonSoft software is intended exclusively as a tool for adjusting the AxonMaster within the framework of unilateral or bilateral prosthetic fittings with the Michelangelo hand and the Axon-Bus system components for the upper limb. The 60X5 BionicLink is the only permissible method of data transfer between the system components.

**Technical data**

Article number
560X500=V2.2

- Recommended hardware requirements for a PC with 32-bit or 64-bit platforms:
  - At least 1 GB free hard drive space
  - Graphics card with Open GL support
  - Minimum resolution 1024 x 768 at 96 DPI (higher DPI settings can result in errors in the display, depending on the resolution)
  - 32-bit colour depth (16.7 million colours)
  - CD-ROM drive or DVD-ROM drive
  - One available USB port (if applicable)
  - Mouse and keyboard (if applicable)

- Minimum PC hardware requirements:
  - PC with a Pentium III/1 GHz processor, 32-bit (x86)
  - 512 MB RAM (working memory)
  - 1 GB free hard drive space
  - Graphics card with Open GL support
  - Resolution 1024 x 768 at 96 DPI
  - 32-bit colour depth (16.7 million colours)
  - CD-ROM drive
  - One available USB port (if applicable)
  - Mouse and keyboard



**Information material**

647G506=ALL_INT	Instructions for use (qualified personnel)   60X5 BionicLink PC
-----------------	-----------------------------------------------------------------

## 60X5 BionicLink PC

The BionicLink USB Bluetooth adapter supports wireless data communication between Ottobock products with a Bluetooth interface (such as the DynamicArm) and a PC with a USB port or USB hub via corresponding Ottobock software products (such as ElbowSoft).

**Key features**

- Wireless data communication between Ottobock products with a Bluetooth interface and a PC
- Used with corresponding software (e.g. ElbowSoft)

**Technical data**

Article number	for
60X5	Connection to computer (USB Bluetooth adapter)

- A proper connection between the Ottobock product and a PC can only be established using corresponding Ottobock software products (e.g. ElbowSoft).



## 711M64 Mounting adapter for Michelangelo

The mounting adapter is essential for the correct application of the AxonSkin glove in order to protect the mechanism of the Michelangelo hand and for easier handling by the technician.

### Technical data

Article number
711M64



## 711M1 Assembly tool

Assembly tool to hold the Michelangelo hand as well as the System Electric Hand. The one side with the exterior thread (article number M12X1.5) for prosthetic hands and the other side with interior thread (article number M12X1.5) for System Electric Hands and the Michelangelo hand.

### Technical data

Article number
711M1



## 711M2 Mounting plate

The mounting plate is used to screw the assembly tool (article number 711M1) to the workbench.

### Technical data

Article number
711M2



## 711M114 Donning sphere

The donning sphere was developed especially for the Michelangelo hand (article number 8E500) and is used to briefly stretch the AxonSkin glove during donning.

### Technical data

Article number
711M114





## 711M116 Donning tool

The donning tool is used for the Michelangelo hand transcarpal.

### Technical data

Article number	for
711M116	Donning tool for the Michelangelo hand transcarpal





# Body-powered.

## Active gripping – cable-activated.

The voluntary opening and voluntary closing system hands belong to the cable-controlled prostheses or “active prehensile arms” and are controlled by a body harness system. The voluntary opening system hand is opened by pulling the cable and closes automatically. The voluntary closing system hand is closed by pulling the cable. Another pull releases the lock and opens the hand. The system inner hand conceals the mechanism and serves as the shaping element for the prosthetic glove.

It is selected according to the size of the inner hand and is available in a range of variants and colours.

### **On the following pages you will find**

- Overview of active mechanical arm components
- Cable-activated hooks for adults and accessories
- Terminal devices
- Active system hands: Terminal devices
- Active system hands: Spare parts and accessories
- Active system hands: Prosthetic gloves
- Wrist joints and accessories
- Elbow components and accessories
- Liners and accessories
- Above-elbow and below-elbow harnesses and accessories

# Body-powered.

## Overview of active mechanical arm components.

Terminal device	MovoHook 2Grip 10A71 / 10A81			
	All-purpose hook 10A3		All-purpose ring 10A4	
	Single-cable system hand 8K22 / 8K23	Double-cable system hand 8K26 / 8K27	Prosthetic gloves 8S4 / 8S4N 8S5 / 8S5N 8S6 / 8S6N 8S11 / 8S11N	
Wrist joint	MovoWrist flex 10V39	Ball ratchet wrist joint 10V8	Ottobock wrist joint 10V36	Ball ratchet wrist, short 10V30
Elbow	Elbow joint bars 16X12	MovolineArm Friction 12K12 / 12K19	ErgoArm® plus 12K42	ErgoArm® 12K41 / 12K5 / 12K20
Shoulder	We recommend fitting patients with shoulder disarticulation or higher amputation levels with myoelectric or passive systems.			
Liner	Skeo Up 14Y5		IntoLiner 14Y3	
Cable-activated harness	Triple-control above-elbow harness 21A35		Below-elbow harness 21A36	



## 10A71 MovoHook 2Grip

The coating provides a very secure grip, even on slippery materials, and also make it effortless to slide through sleeves while dressing and undressing. The hook is made of food grade aluminium and has an opening width of 100 mm.

### Key features

- Special coating of the hook tips provides a highly secure grip
- Made of food grade aluminium
- No finger covers are required
- Anti-stick coating to make dressing and undressing easier
- Opening width: 100 mm
- Weight: 120 g

### Technical data

Article number	Side	Threaded stud
10A71=RM12X1.5	right	M12X1.5
10A71=L1/2"-20	left	1/2"-20
10A71=R1/2"-20	right	1/2"-20

- Resistance to chemicals can be tested on request on a case-by-case basis.
- Connecting elements for cable-activated hooks can be ordered separately.

### Information material

647G204=ALL_INT	Instructions for use   10A71=*, 10A81=* MovoHook 2Grip
-----------------	--------------------------------------------------------



## 10A81 MovoHook 2Grip

The cable-activated hook for body-powered prostheses has a special coating that provides a very secure grip, even on slippery materials, and also make it effortless to slide through sleeves while dressing and undressing.

### Key features

- Special coating of the hook tips provides a highly secure grip
- Made of food grade stainless steel
- No finger covers are required
- Anti-stick coating to make dressing and undressing easier
- Opening width: 100 mm
- Weight: 270 g

### Technical data

Article number	Side	Threaded stud
10A81=L1/2"-20	left	1/2"-20
10A81=R1/2"-20	right	1/2"-20
10A81=RM12X1.5	right	M12X1.5

- Resistance to chemicals can be tested on request on a case-by-case basis.
- Connecting elements for cable-activated hooks can be ordered separately.

### Information material

647G204=ALL_INT	Instructions for use   10A71=*, 10A81=* MovoHook 2Grip
-----------------	--------------------------------------------------------

## Accessories/spare parts for 10A71, 10A81



## 10A101 Spring set for cable-activated hook, standard

Replacement spring set as a spare part for the 10A71/10A81 MovoHook 2Grip cable-activated hooks. The set includes both springs, including adapters. The pull of the springs is identical to that of the factory default.

### Technical data

Article number
10A101



## 10A3 All-purpose hook

The nickel-plated all-purpose hook has a standard stud.

### Key features

- For manual tasks
- Nickel-plated
- With standard stud
- Opening width: 81 mm
- Weight: 330 g

### Technical data

Article number	Side
10A3	universal

· Connecting elements for cable-activated hooks can be ordered separately.

### Information material

647G455=ALL_INT	Instructions for use   10A3, 10A4, 10V15, 11S33
-----------------	-------------------------------------------------



## 10A4 All-purpose ring

The nickel-plated all-purpose ring has a standard stud.

### Key features

- For manual tasks
- Nickel-plated
- With standard stud
- Length: 100 mm
- Width: 70 mm
- Weight: 180 g

### Technical data

Article number	Side
10A4	universal

· Connecting elements for cable-activated hooks can be ordered separately.

### Information material

647G455=ALL_INT	Instructions for use   10A3, 10A4, 10V15, 11S33
-----------------	-------------------------------------------------



## 8K35 mHand Adapt

The mHand Adapt is a cordless and motorless prosthetic hand that makes it easy to grasp objects.

### Key features

- Easily controlled gripping force
- Intuitive and easy to learn
- Light weight
- Up to 10 kg support weight
- Vario-Grip
- Waterproof

### Technical data

Article number	Size	Weight
8K35=L-L-1	182x92	230
8K35=L-L-2	182x92	230
8K35=L-M-1	172x84	210
8K35=L-M-2	172x84	210
8K35=L-S-1	169x74	170
8K35=L-S-2	169x74	170
8K35=L-XS-1	166x66	160
8K35=L-XS-2	166x66	160
8K35=R-L-1	182x92	230
8K35=R-L-2	182x92	230
8K35=R-M-1	172x84	210
8K35=R-M-2	172x84	210
8K35=R-S-1	169x74	170
8K35=R-S-2	169x74	170
8K35=R-XS-1	166x66	160
8K35=R-XS-2	166x66	160

- The mHand Adapt is prepared for the QD adapter 11S47=40 or threaded connection M12 x 1.5.
- The MySkin Move prosthetic glove (88A16) must be ordered separately.

### Information material

647G1810=ALL_INT	Instructions for use   8K35 mHand Adapt
------------------	-----------------------------------------

## 88A16 MySkin Move

The MySkin Move is an individually tailored silicone glove for the mHand Adapt (8K35).

### Technical data

Article number	Description
88A16=2	MySkin Move
88A16=3	MySkin Move

- The appropriate mHand (8K35) must be ordered separately.



### Information material

647G1763=ALL_INT	Instructions for use   88A16=* MySkin Move
------------------	--------------------------------------------



## Order form.

### *mHand Adapt with MySkin Move.*

Order by fax: +49 5527 848-1585  
or email: iFab@ottobock.de

#### Customer

Technician \_\_\_\_\_

Customer no. \_\_\_\_\_

Company \_\_\_\_\_

Street, no. \_\_\_\_\_

Postal code, city \_\_\_\_\_

E-mail \_\_\_\_\_

#### Shipping address (if different from customer address)

Company \_\_\_\_\_

Street, no. \_\_\_\_\_

Postal code, city \_\_\_\_\_

#### User information

Salesperson \_\_\_\_\_

Age \_\_\_\_\_

Gender  Male  Female  Diverse

Date \_\_\_\_\_

Signature \_\_\_\_\_

#### Selection tool

##### 8K35=\* *mHand Adapt*

Article no.	8K35=* -XS-**	8K35=* -S-**	8K35=* -M-**	8K35=* -L-**
Size	XS (2.75")	S (3.00")	M (3.25")	L (3.50")
Length (A)	166 mm	169 mm	172 mm	182 mm
Width without thumb (B)	66 mm	74 mm	84 mm	92 mm

#### Configuration of the 8K35=\* *mHand Adapt*

Side  L = left  R = right

Size  XS  S  M  L

Variant  1 = Ready for QD connection  
 11S47=40\*

2 = M12x1.5 threaded connector

\* Must be ordered separately.

Order example: 8K35=L-S-1

# Order form.

## *mHand Adapt with MySkin Move.*

### MySkin Move configuration

- 88A16=2** MySkin Move "Classic"
- 88A16=3** MySkin Move "Natural"
- Colour determination sheet

### Item at extra cost

- 88A20=T** Tattoo (implementation of special requests)

### Scope of delivery

- Detailed cast with plaster languette or scan from outer prosthetic socket to metacarpus including thumb base
- Detailed photos and colour determination on colour determination sheet

### Comments/special features of the prosthesis

Length of the cuff (mm) \_\_\_\_\_

\_\_\_\_\_

\_\_\_\_\_

\_\_\_\_\_

\_\_\_\_\_

\_\_\_\_\_

\_\_\_\_\_

\_\_\_\_\_

\_\_\_\_\_

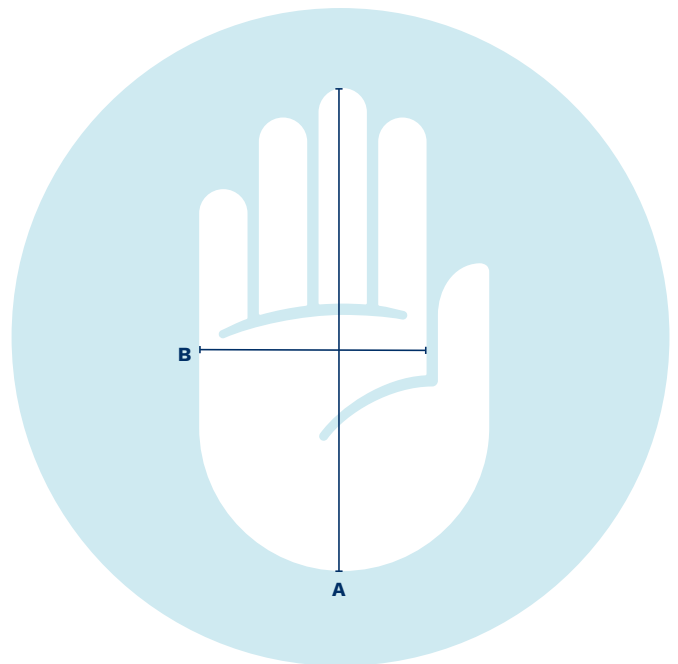
\_\_\_\_\_

\_\_\_\_\_

### Selection tool

#### 8K35=\* *mHand Adapt*

Article no.	8K35=* -XS-**	8K35=* -S-**	8K35=* -M-**	8K35=* -L-**
Size	XS (2.75")	S (3.00")	M (3.25")	L (3.50")
Length (A)	166 mm	169 mm	172 mm	182 mm
Width without thumb (B)	66 mm	74 mm	84 mm	92 mm



# Colour determination.

*mHand Adapt with MySkin Move.*

## Colour sample – colour strength

Use pen to mark skin colours on the sketch.



IV	III* – II	I
Pen	Colour sample	Colour strength
1		
2		
3		
4		
5		
6		
7		
8		
9		
10		

Model blood vessels  Yes  No

\* Use strength III for the base colour.

## Nail length and shape

Like photo   Round   Square

## Comments

---



---



---



---



---

# Colour determination.

*mHand Adapt with MySkin Move.*

## Colour sample – colour strength

Use pen to mark skin colours on the sketch.



IV	III* – II	I
Pen	Colour sample	Colour strength
1		
2		
3		
4		
5		
6		
7		
8		
9		
10		

Model blood vessels  Yes  No

\* Use strength III for the base colour.

## Comments

---

---

---

---

---

---

---

---

---

---

# Colour determination.

*mHand Adapt with MySkin Move.*

## Colour sample – colour strength

Use pen to mark skin colours on the sketch.



IV	III* – II	I
Pen	Colour sample	Colour strength
1		
2		
3		
4		
5		
6		
7		
8		
9		
10		

Model blood vessels  Yes  No

\* Use strength III for the base colour.

## Comments

---

---

---

---

---

---

---

---

---

---



## 8K22 Single-cable system hand

These system hands are suitable for all cable-activated prostheses. They are opened by pulling the cable (active) and close independently with concurrent locking.

### Technical data

Article number	User group	Side	Size	Inner hand	Weight
8K22=L6 3/4	children	left (L)	6 3/4	8X14=L6 3/4	215 g
8K22=L7 1/4	youths, women	left (L)	7 1/4	8X14=L7 1/4	300 g
8K22=L7 3/4	men	left (L)	7 3/4	8X14=L7 3/4	330 g
8K22=L8	men	left (L)	8	8X14=L8	340 g
8K22=R6 3/4	children	right (R)	6 3/4	8X14=R6 3/4	215 g
8K22=R7 1/4	youths, women	right (R)	7 1/4	8X14=R7 1/4	300 g
8K22=R7 3/4	men	right (R)	7 3/4	8X14=R7 3/4	330 g
8K22=R8	men	right (R)	8	8X14=R8	340 g

· The prosthetic glove must be ordered separately.

### Information material

647G445=ALL_INT	Instructions for use   8K22, 8K23
646D1406=EN_MASTER	Portfolio brochure – upper limb



## 8K23 Single-cable system hand

These system hands are suitable for all cable-activated prostheses. They are opened by pulling the cable (active) and close independently with concurrent locking.

### Technical data

Article number	User group	Side	Size	Inner hand	Weight
8K23=L6 3/4	children	left (L)	6 3/4	8X14=L6 3/4	215 g
8K23=L7 1/4	youths, women	left (L)	7 1/4	8X14=L7 1/4	300 g
8K23=L7 3/4	men	left (L)	7 3/4	8X14=L7 3/4	330 g
8K23=L8	men	left (L)	8	8X14=L8	340 g
8K23=R6 3/4	children	right (R)	6 3/4	8X14=R6 3/4	215 g
8K23=R7 1/4	youths, women	right (R)	7 1/4	8X14=R7 1/4	300 g
8K23=R7 3/4	men	right (R)	7 3/4	8X14=R7 3/4	330 g
8K23=R8	men	right (R)	8	8X14=R8	340 g

· The prosthetic glove must be ordered separately.

### Information material

647G445=ALL_INT	Instructions for use   8K22, 8K23
646D1406=EN_MASTER	Portfolio brochure – upper limb



## 8K26 Double-cable system hand

These system hands close by pulling the cable – a subsequent adjustment pull increases the gripping force – and lock in any gripping position (active). Through renewed activation of the cable, the hands are released and open independently (double cable).

### Technical data

Article number	User group	Side	Size	Inner hand	Weight
8K26=L7 1/4	youths, women	left (L)	7 1/4	8X14=L7 1/4	340 g
8K26=L7 3/4	men	left (L)	7 3/4	8X14=L7 3/4	370 g
8K26=L8	men	left (L)	8	8X14=L8	380 g
8K26=R7 1/4	youths, women	right (R)	7 1/4	8X14=R7 1/4	340 g
8K26=R7 3/4	men	right (R)	7 3/4	8X14=R7 3/4	370 g
8K26=R8	men	right (R)	8	8X14=R8	380 g

· The prosthetic glove must be ordered separately.

### Information material

647G446=ALL_INT	Instructions for use   8K26, 8K27
646D1406=EN_MASTER	Portfolio brochure – upper limb



## 8K27 Double-cable system hand

These system hands close by pulling the cable – a subsequent adjustment pull increases the gripping force – and lock in any gripping position (active). Through renewed activation of the cable, the hands are released and open independently (double cable).

### Technical data

Article number	User group	Side	Size	Inner hand	Weight
8K27=L7 1/4	youths, women	left (L)	7 1/4	8X14=L7 1/4	340 g
8K27=L7 3/4	men	left (L)	7 3/4	8X14=L7 3/4	370 g
8K27=L8	men	left (L)	8	8X14=L8	380 g
8K27=R7 1/4	youths, women	right (R)	7 1/4	8X14=R7 1/4	340 g
8K27=R7 3/4	men	right (R)	7 3/4	8X14=R7 3/4	370 g
8K27=R8	men	right (R)	8	8X14=R8	380 g

· The prosthetic glove must be ordered separately.

### Information material

647G446=ALL_INT	Instructions for use   8K26, 8K27
646D1406=EN_MASTER	Portfolio brochure – upper limb



## 8X14 System inner hand

System inner hand with support for little finger and ring finger as well as retainer ring (article no. 9S187).

### Technical data

Article number	Side	For hand size
8X14=L6 3/4	left (L)	6 3/4
8X14=L7 1/4	left (L)	7 1/4
8X14=L7 3/4	left (L)	7 3/4
8X14=L8	left (L)	8
8X14=R6 3/4	right (R)	6 3/4
8X14=R7 1/4	right (R)	7 1/4
8X14=R7 3/4	right (R)	7 3/4
8X14=R8	right (R)	8




## 9S187 Retainer ring, wide

Wide lock ring. Compatible with the system inner hand (article number 8X14 and 8X18) and in hand sizes 7 1/4, 7 3/4 and 8.

### Technical data

Article number	For hand size
9S187=7 1/4	7 1/4
9S187=7 3/4	7 3/4, 8
9S187=8 1/4	8 1/4



## 9S15 Retainer ring, narrow

Retainer ring to secure the system inner hand (article no. 8X14).

### Technical data

Article number	Diameter
9S15=46	46 mm
9S15=48	48 mm
9S15=49	49 mm



## 21A8 Suspension rosette

The suspension rosette is a spare part for the voluntary opening system hands (article no. 8K22, 8K23), for the voluntary closing system hands (article no. 8K26, 8K27) as well as for the FreeWalk orthotic system. It also serves as a spare part for the connection piece for hook (article no. 21A44).

### Technical data

Article number	Weight	Contents	Width	Length	Quantity unit
21A8	0,6 g	1 Piece(s)	5 mm	11 mm	Piece











## 9S\* Chassis with threaded stud

With threaded stud.

### Technical data

Product image	Article number	For hand size	Diameter	Threaded stud
	9S10=40	6 3/4	40 mm	M12X1,5
	9S166=44-N	7 1/4	44 mm	M12X1,5
	9S166=48-N	7 3/4 - 8	48 mm	M12X1,5
	9S52=40	6 3/4	40 mm	1/2"-20
	9S185=44-N	7 1/4	44 mm	1/2"-20
	9S185=48-N	7 3/4 - 8	48 mm	1/2"-20



## 9S6 Finger and thumb tip

Finger and thumb cover compatible with hand sizes 6 3/4, 7 1/4, 7 3/4 and 8.

### Technical data

Article number	For hand size
9S6	6 3/4, 7 1/4, 7 3/4 und 8



## 9E94 Lamination ring

Lamination ring available for hand sizes 6 3/4, 7 1/4, 7 3/4 and 8.

### Technical data

Article number	Diameter	For hand size
9E94=44	44 mm	6 3/4
9E94=50	50 mm	7 1/4 - 8



### 9S96 Chassis

Chassis for overlong forearm and wrist disarticulation residual limbs. Compatible with the 9E94 lamination ring.

**Technical data**

Article number	Diameter	For hand size
9S96=40	40 mm	6 3/4




### 9S184 Chassis

Chassis for overlong forearm and wrist disarticulation residual limbs. Compatible with the 9E94 lamination ring.

**Technical data**

Article number	Diameter	For hand size
9S184=44-N	44 mm	7 1/4
9S184=48-N	48 mm	7 3/4 - 8



### 506G4 Grub screw

Set screw for chassis. Four set screws are required per chassis.

**Technical data**

Article number
506G4=M4X5
506G4=M3X5



### 501T52 Flange button head socket screw

The flange button head screw is used to bolt the chassis to the base plate of the system hand (all sizes). Two pieces are required.

**Technical data**

Article number	Length	Thread	Quantity unit
501T52=M3X6	6	M3	Pair
501T52=M3X8	8	M3	Pair



## 10Y13 Rubber band

Spare part for the 10A25 and 10A37 cable-activated hooks.

### Technical data

Article number	User group	Width	Length
10Y13	children, youths	14 mm	25 mm



## 21A9 Connection piece screw

The screw is a spare part for the 21A13=3 connection piece for cable-activated hooks.

### Technical data

Article number	Diameter	Contents	Length	Weight
21A9	2,25 mm	1 Piece(s)	12 mm	0,9 g



## 21A10 Spacer washer

The spacer washer is a spare part for the 21A13=3 connection piece for cable-activated hooks.

### Technical data

Article number	Diameter	Contents	Weight	Quantity unit
21A10	5,85 mm	1 Piece(s)	0,1 g	Piece



## 21A13 Connection piece for cable-activated hook

Connection piece for cable-activated hooks with 21A9 connection piece screw and 21A10 spacer washer or with 10Y31=1 ball-shaft adapter. Material: perlon cable.

### Technical data

Article number	for
21A13=3	Ottobock 10A11, 10A12, 10A60 cable-activated hooks in combination with the 21A35 / 21A36 body harnesses
21A13=4	Ottobock 10A71 and 10A81 cable-activated hooks in combination with the 21A35 / 21A36 body harnesses




## 21A44 **Connection piece for cable-activated hook**

Connection piece for hook with suspension rosette.

### Technical data

Article number
----------------

21A44
-------



## 8S6 Prosthetic glove for children

The prosthetic glove for children features a natural appearance, durability and flexibility.


### Technical data

Article number	Side	For hand size	Sleeve length
8S6=170X65L	left (L)	6 3/4	300 mm
8S6=170X65R	right (R)	6 3/4	300 mm

- Available in 18 different shades. When ordering, please add the colour sample set according to the 646M3 colour swatches to the end of the article number.

### Information material

647G468=ALL_INT	Instructions for use (qualified personnel)   8S4=*, 8S5=*, 8S6=*, 8S11=*, 8S12=*, 8S13=*, 8S20=*
-----------------	--------------------------------------------------------------------------------------------------



## 8S6N Skin Natural prosthetic glove for children

The Skin Natural prosthetic glove for children features a natural appearance, durability and flexibility.


### Technical data

Article number	Side	For hand size	Sleeve length
8S6N=170X65L	left (L)	6 3/4	300 mm
8S6N=170X65R	right (R)	6 3/4	300 mm

- The entire Skin Natural colour palette is produced with seven colours. The colour sample set (article no. 646M47) helps with determining the right colour.

### Information material

647G571=ALL_INT	Instructions for use (qualified personnel)   8S4N=*, 8S5N=*, 8S6N=*, 8S11N=*, 8S12N=*, 8S13N=*, 8S20N=*
647H895=ALL_INT	Instructions for use (patient)   8S4N=*, 8S5N=*, 8S6N=*, 8S11N=*, 8S12N=*, 8S13N=*, 8S20N=*



## 8S4 Prosthetic glove for adolescents

The prosthetic glove for men features a natural appearance, durability and flexibility.

### Technical data

Article number	Side	For hand size	Sleeve length
8S4=190X76L	left (L)	7 1/4	215 mm
8S4=190X76R	right (R)	7 1/4	215 mm

- The entire SkinNatural colour palette is produced with seven colours. The new 646M47 colour scale helps to select the right sample.
- Available in 18 different shades. When ordering, please add the colour sample set according to the 646M3 colour swatches to the end of the article number.

### Information material

647G468=ALL_INT	Instructions for use (qualified personnel)   8S4=*, 8S5=*, 8S6=*, 8S11=*, 8S12=*, 8S13=*, 8S20=*
647H1258=ALL_INT	Instructions for use (user)   8S4, 8S5, 8S6, 8S11, 8S12, 8S13, 8S20



## 8S4N Skin Natural prosthetic glove for adolescents

The Skin Natural prosthetic glove for men features a highly natural appearance and improved cleaning characteristics in particular.


### Technical data

Article number	Side	For hand size	Sleeve length
8S4N=190X76L	left (L)	7 1/4	215 mm
8S4N=190X76R	right (R)	7 1/4	215 mm

- The entire Skin Natural colour palette is produced with seven colours. The colour sample set (article no. 646M47) helps with determining the right colour.

### Information material

647H895=ALL_INT	Instructions for use (patient)   8S4N=*, 8S5N=*, 8S6N=*, 8S11N=*, 8S12N=*, 8S13N=*, 8S20N=*
647G571=ALL_INT	Instructions for use (qualified personnel)   8S4N=*, 8S5N=*, 8S6N=*, 8S11N=*, 8S12N=*, 8S13N=*, 8S20N=*



## 8S4 Prosthetic glove for men

The prosthetic glove for men features a natural appearance, durability and flexibility.


### Technical data

Article number	Side	For hand size	Sleeve length
8S4=220X80L	left (L)	8	225 mm
8S4=220X80R	right (R)	8	225 mm

- The entire SkinNatural colour palette is produced with seven colours. The new 646M47 colour scale helps to select the right sample.
- Available in 18 different shades. When ordering, please add the colour sample set according to the 646M3 colour swatches to the end of the article number.

### Information material

647G468=ALL_INT	Instructions for use (qualified personnel)   8S4=*, 8S5=*, 8S6=*, 8S11=*, 8S12=*, 8S13=*, 8S20=*
647H1258=ALL_INT	Instructions for use (user)   8S4, 8S5, 8S6, 8S11, 8S12, 8S13, 8S20



## 8S4N Skin Natural prosthetic glove for men

The Skin Natural prosthetic glove for men features a highly natural appearance and improved cleaning characteristics in particular.

### Technical data

Article number	Side	For hand size	Sleeve length
8S4N=220X80L	left (L)	8	225 mm
8S4N=220X80R	right (R)	8	225 mm

- The entire Skin Natural colour palette is produced with seven colours. The colour sample set (article no. 646M47) helps with determining the right colour.

### Information material

647G571=ALL_INT	Instructions for use (qualified personnel)   8S4N=*, 8S5N=*, 8S6N=*, 8S11N=*, 8S12N=*, 8S13N=*, 8S20N=*
647H895=ALL_INT	Instructions for use (patient)   8S4N=*, 8S5N=*, 8S6N=*, 8S11N=*, 8S12N=*, 8S13N=*, 8S20N=*



## 8S11 Prosthetic glove for adolescents and men

Made of robust PVC material, the prosthetic glove for adolescents and men features a natural appearance and flexibility. It protects the MyoBock hand against environmental influences such as dust, dirt and moisture.

### Technical data

Article number	Side	For hand size	Sleeve length
8S11=210X78L	left (L)	7 3/4	320 mm
8S11=210X78R	right (R)	7 3/4	320 mm

- Available in 18 different shades. When ordering, please add the colour sample set according to the 646M3 colour swatches to the end of the article number.

### Information material

647G468=ALL_INT	Instructions for use (qualified personnel)   8S4=*, 8S5=*, 8S6=*, 8S11=*, 8S12=*, 8S13=*, 8S20=*
647H1258=ALL_INT	Instructions for use (user)   8S4, 8S5, 8S6, 8S11, 8S12, 8S13, 8S20



## 8S11N Skin Natural prosthetic glove for men and adolescents

The Skin Natural prosthetic glove for adolescents and men features a highly natural appearance and improved cleaning characteristics in particular.


### Technical data

Article number	Side	For hand size	Sleeve length
8S11N=210X78L	left (L)	7 3/4	320 mm
8S11N=210X78R	right (R)	7 3/4	320 mm

- The entire Skin Natural colour palette is produced with seven colours. The colour sample set (article no. 646M47) helps with determining the right colour.

### Information material

647G571=ALL_INT	Instructions for use (qualified personnel)   8S4N=*, 8S5N=*, 8S6N=*, 8S11N=*, 8S12N=*, 8S13N=*, 8S20N=*
647H895=ALL_INT	Instructions for use (patient)   8S4N=*, 8S5N=*, 8S6N=*, 8S11N=*, 8S12N=*, 8S13N=*, 8S20N=*



## 8S5 Prosthetic glove for women

The prosthetic glove for women features a natural appearance, durability and flexibility.

### Technical data

Article number	Side	For hand size	Sleeve length
8S5=195X78L	left (L)	7 1/4	340 mm
8S5=195X78R	right (R)	7 1/4	340 mm

- The entire SkinNatural colour palette is produced with seven colours. The new 646M47 colour scale helps to select the right sample.
- Available in 18 different shades. When ordering, please add the colour sample set according to the 646M3 colour swatches to the end of the article number.

### Information material

647G468=ALL_INT	Instructions for use (qualified personnel)   8S4=*, 8S5=*, 8S6=*, 8S11=*, 8S12=*, 8S13=*, 8S20=*
647H1258=ALL_INT	Instructions for use (user)   8S4, 8S5, 8S6, 8S11, 8S12, 8S13, 8S20

## 8S5N Skin Natural prosthetic glove for women

The Skin Natural prosthetic glove for women features a natural appearance, durability and flexibility.



### Technical data

Article number	Side	For hand size	Sleeve length
8S5N=195X78L	left (L)	7 1/4	340 mm
8S5N=195X78R	right (R)	7 1/4	340 mm

• The entire Skin Natural colour palette is produced with seven colours. The colour sample set (article no. 646M47) helps with determining the right colour.

### Information material

647G571=ALL_INT	Instructions for use (qualified personnel)   8S4N=*, 8S5N=*, 8S6N=*, 8S11N=*, 8S12N=*, 8S13N=*, 8S20N=*
647H895=ALL_INT	Instructions for use (patient)   8S4N=*, 8S5N=*, 8S6N=*, 8S11N=*, 8S12N=*, 8S13N=*, 8S20N=*





## 10V36 Ottobock friction wrist unit

Ottobock wrist joint with interior thread and cylindrical lamination ring. Thread: ½"-20.

### Technical data

Article number	User group	Wrist connection Ø	Overall length	Weight
10V36=34	children	34 mm	25 mm	35 g
10V36=45	adults	45 mm	31 mm	55 g
10V36=50	adults	50 mm	31 mm	65 g

### Information material

647G453=ALL_INT	Instructions for use   10V18,10V36
-----------------	------------------------------------

## Accessories/spare parts for 10V18, 10V36



## 11D20 Cylindrical lamination ring

The lamination ring is a spare part for Ottobock wrist joints. It is available in various outer diameters between 28 and 50 mm.

### Technical data

Article number	Spare part for	User group	Outside Ø
11D20=34	10V18=34	children	34 mm
11D20=40	10V18=40	youths	40 mm
11D20=45	10V18=45 10V36=45	adults	45 mm
11D20=50	10V8 10V18=50 10V36=50	adults	50 mm



## 11D27 Rubber friction ring

Spare part for the Ottobock 10V18 and 10V36 wrist joints.

### Technical data

Article number	For lamination ring Ø	Diameter
11D27=25	28 mm	25 mm
11D27=32	34, 40, 45, 50 mm	32 mm



## 501S40 Oval head screw (sheet metal screw)

Oval head screw as spare part for the 11D20 cylindrical lamination ring of the 10V18, 10V32, 10V34 and 10V36 wrist joints.

### Technical data

Article number	For lamination ring Ø
501S40=3.5X9.5	28, 34 mm
501S40=3.5X13	40, 45, 50 mm



### 10V8 Ball ratchet wrist joint

The ball ratchet wrist with lock lever is used to connect a hand or a hook to a 10A43 attachment plate with stud. The joint body has a diameter of 50 mm.

**Technical data**

Article number	Diameter	Weight	Overall length
10V8	50 mm	118 g	25 mm

· To connect with a hand or a hook, the 10A43 attachment plate with stud must be used.



### 10V30 Ball ratchet wrist, short

The short ball ratchet wrist with lock lever can be used for prostheses for long forearm residual limbs. The joint body has a diameter of 50 mm.

**Technical data**

Article number	Diameter	Weight	Overall length
10V30	50 mm	96 g	19 mm

· To connect with a hand or a hook, the 10A56 attachment plate with the short stud must be used.



### 10V15 Standard connector

Standard connector for accommodating terminal devices with a standard stud (diameter: 13 mm) and for connecting to ball ratchet or ratchetless wrist joints. With attachment plate and stud.

**Technical data**

Article number	Accessory for	Diameter	Weight	Overall length
10V15	10V8	13 mm	63 g	52 mm



### 11S33 Wrist lock with standard connector

Quick-disconnect wrist unit with standard connector for accommodating terminal devices with a standard stud (diameter: 13 mm) and for attachment to the Ottobock system wrist joint.

**Technical data**

Article number	Outside Ø
11S33=40	40 mm
11S33=44	44 mm
11S33=48	48 mm



### 10A43 Attachment plate with stud

Attachment plate with stud to connect a cable-activated hook or a system hand to the 10V8 wrist joint. Made of stainless steel with a diameter of 50 mm and an interior thread.

**Technical data**

Article number	Accessory for	User group	Diameter	Interior thread
10A43=1/2"-20	10V8	adults, mature adults	50 mm	1/2"-20
10A43=M12X1.5	10V8	adults, mature adults	50 mm	M12X1,5



### 10A56 Attachment plate with short stud

Attachment plate with short stud to connect a cable-activated hook or a system hand to the 10V30 wrist joint. Made of stainless steel with a diameter of 50 mm and an interior thread.

**Technical data**

Article number	Accessory for	User group	Diameter	Interior thread	Material
10A56=M12X1.5	10V30	adults, mature adults	50 mm	M12X1,5	Stainless steel
10A56=1/2"-20	10V30	adults, mature adults	50 mm	1/2"-20	Stainless steel



**Information material**

647G375=ALL\_INT Instructions for use | 10V39

## 10V39 Movowrist flex

Flexion wrist for connection to the endoskeletal adapter.

**Key features**

- For use with system hands, hooks or tools
- Flexion/extension and rotation activated independently
- With quick disconnect
- Weight: 110 g–130 g
- Overall length: 33 mm, of which 12 mm are visible on the distal end.
- Neutral 0-position: 0°
- Extension position: -15°
- Flexion position: 15°/30°/45°
- Rotation: 20 increments every 18°

**Technical data**

Article number	User group	Overall length	Wrist connection Ø	Extension (rotation)	Flexion (rotation)	Weight
10V39=45	adults, mature adults	33 mm	45 mm	15°	45°	110 g
10V39=50	adults, mature adults	33 mm	50 mm	15°	45°	130 g

- Stainless steel adapter (article no. 10A30), can be ordered for connection to the Movowrist Flex.
- Lamination ring (article no. 11D1) can be ordered separately.

## Accessories/spare parts for 10V39



### 11D1 Lamination ring

Lamination ring for Movowrist Flex wrist joint. Please note the correct diameter of the joint when placing your order.

**Technical data**

Article number	Spare part for	Diameter
11D1=45	10V39=45	45 mm
11D1=50	10V39=50	50 mm



## 12K41 ErgoArm®

The ErgoArm is a mechanical elbow component for passive and cable-controlled prostheses and has an internal ratchetless lock which can be operated with the lock cable, even under load. With slip-stop function for controlled lowering of the forearm as well as upper arm rotation joint (humeral rotation feature) with adjustable friction.

### Key features

- Mechanical elbow component for passive and cable-controlled prostheses
- Internal ratchetless lock that can be locked or unlocked with the lock cable, even under load
- Upper arm rotation joint (humeral rotation feature) with adjustable friction
- Slip-stop function
- Forearm can be shortened (length 305 mm, circumference approx. 250 mm)
- Weight: approx. 550–580 g

### Information material

647G1599=ALL_INT	Instructions for use (qualified personnel)   12K41, 12K42, 12K44, 12K50 ErgoArm
646D626=EN	Brochure for technicians – elbow joints
646D1437=EN_MASTER	Product brief – ErgoArm product range
646D1545=EN_MASTER	Selection aid   ErgoArm product range

### Technical data

Article number	Length	Circumference	Upper arm connection Ø	For lamination ring Ø	For hand size	Colour
12K41=45	305 mm	250 mm	70 mm	45 mm	6 3/4 – 7 1/4	4 Skin colour
12K41=50	305 mm	250 mm	70 mm	50 mm	7 3/4 – 8 1/4	4 Skin colour
12K41=50-1	305 mm	250 mm	70 mm	50 mm	7 3/4 – 8 1/4	11 Skin colour
12K41=50-2	305 mm	250 mm	70 mm	50 mm	7 3/4 – 8 1/4	15 Skin colour

- The colours roughly correspond to the glove colours according to the colour sample set (article no. 646M3).
- Please note that the -1 and -2 variants are fabricated only after receipt of an order. As a result, longer delivery times are to be expected.



## 12K42 ErgoArm® plus

The ErgoArm plus is a mechanical elbow component for passive and cable-controlled prostheses and has an internal ratchetless lock which can be operated with the lock cable, even under load. It comes with the slip-stop function for controlled lowering of the forearm as well as the flexion aid (AFB).

### Key features

- Mechanical elbow component for passive and cable-controlled prostheses
- With AFB flexion aid
- Internal ratchetless lock that can be locked or unlocked with the lock cable, even under load
- Upper arm rotation joint (humeral rotation feature) with adjustable friction
- Slip-stop function
- Forearm can be shortened (length 305 mm, circumference approx. 250 mm)
- Weight: approx. 570–610 g

### Information material

647G1599=ALL_INT	Instructions for use (qualified personnel)   12K41, 12K42, 12K44, 12K50 ErgoArm
------------------	---------------------------------------------------------------------------------

### Technical data

Article number	Length	Circumference	Upper arm connection Ø	For lamination ring Ø	For hand size	Colour
12K42=45	305 mm	250 mm	70 mm	45 mm	6 3/4 – 7 1/4	4 Skin colour
12K42=45-7	305 mm	250 mm	70 mm	45 mm	6 3/4 – 7 1/4	7 Black
12K42=50	305 mm	250 mm	70 mm	50 mm	7 3/4 – 8 1/4	4 Skin colour
12K42=50-1	305 mm	250 mm	70 mm	50 mm	7 3/4 – 8 1/4	11 Skin colour
12K42=50-2	305 mm	250 mm	70 mm	50 mm	7 3/4 – 8 1/4	15 Skin colour
12K42=50-7	305 mm	250 mm	70 mm	50 mm	7 3/4 – 8 1/4	7 Black

- The colours roughly correspond to the glove colours according to the colour sample set (article no. 646M3).
- Please note that the -1 and -2 variants are fabricated only after receipt of an order. As a result, longer delivery times are to be expected.



## Accessories/spare parts for 12K41, 12K42



### 12A13 Elbow joint

Spare part for the ErgoArm elbow joints (article no. 12K41, 12K42, 12K44, 12K50) and the AxonArm Ergo (article no. 12K501).

#### Technical data

Article number	Colour
12A13	4 Skin colour
12A13-1	11 Skin colour
12A13-2	15 Skin colour



### 12K48 Forearm

The forearm is suitable for the ErgoArm plus (article no. 12K42), ErgoArm Hybrid plus (article no. 12K44) and ErgoArm Electronic plus (article no. 12K50).

#### Technical data

Article number	Length	Diameter	Colour	Material
12K48=45	305 mm	45 mm	4 Skin colour	Plastic
12K48=50	305 mm	50 mm	4 Skin colour	Plastic
12K48=45-1	305 mm	45 mm	11 Skin colour	Plastic
12K48=45-2	305 mm	45 mm	15 Skin colour	Plastic
12K48=50-1	305 mm	50 mm	11 Skin colour	Plastic
12K48=50-2	305 mm	50 mm	15 Skin colour	Plastic



### 12K49 Forearm

The forearm is compatible with the ErgoArm (article no. 12K41).

#### Technical data

Article number	Length	Wrist connection Ø	For hand size	Colour	Material
12K49=45	305 mm	45 mm	6 3/4 - 7 1/4	4 Skin colour	Plastic
12K49=50	305 mm	50 mm	7 3/4 - 8 1/4	4 Skin colour	Plastic
12K49=50-2	305 mm	50 mm	7 3/4 - 8 1/4	15 Skin colour	Plastic



### 13G68 Clamp plate

The clamp plate is a spare part for the following elbow joints: ErgoArm (article no. 12K41, 12K42, 12K44, 12K50) and AxonArm Ergo (article no. 12K501).

#### Technical data

Article number	for	Colour
13G68	12K41=* ErgoArm 12K42=* ErgoArm plus	4 Skin colour



### 13Z47 Lamination ring

The lamination ring is a spare part for the elbow joints of the ErgoArm product range (article no. 12K41, 12K42, 12K44 and 12K50), the DynamicArm product range (article no. 12K100N, 12K110N) and the AxonArm Ergo (article no. 12K501).

#### Technical data

Article number	for
13Z47	12K41 / 12K42 / 12K44 / 12K50 / 12K100N / 12K110N / 12K500 / 12K501 elbow joints.



## 13Z48 Ball Cap

The plastic cap is a spare part for the elbow ball of the elbow joints in the ErgoArm product range (article no. 12K41, 12K42, 12K44 and 12K50), the DynamicArm product range (article no. 12K100N, 12K110N) and the AxonArm Ergo (article no. 12K501).

### Technical data

Article number	for	Colour
13Z48	12K41 / 12K42 / 12K44 / 12K50 / 12K100N / 12K110N / 12K500 / 12K501 elbow joints	4 Skin colour
13Z48-1	12K41 / 12K42 / 12K44 / 12K50 / 12K100N / 12K110N / 12K500 / 12K501 elbow joints	11 Skin colour
13Z48-2	12K41 / 12K42 / 12K44 / 12K50 / 12K100N / 12K110N / 12K500 / 12K501 elbow joints	15 Skin colour



## 13Z50 Thread segment

The thread segment is a spare part for the elbow joints of the ErgoArm product range (article no. 12K41, 12K42, 12K44 and 12K50), the DynamicArm product range (article no. 12K100N, 12K110N) and the AxonArm Ergo (article no. 12K501).

### Technical data

Article number	for	Colour
13Z50	12K41 / 12K42 / 12K44 / 12K50 / 12K100N / 12K110N / 12K500 / 12K501 elbow joints	4 Skin colour
13Z50-1	12K41 / 12K42 / 12K44 / 12K50 / 12K100N / 12K110N / 12K500 / 12K501 elbow joints	11 Skin colour
13Z50-2	12K41 / 12K42 / 12K44 / 12K50 / 12K100N / 12K110N / 12K500 / 12K501 elbow joints	15 Skin colour
13Z50-7	12K41 / 12K42 / 12K44 / 12K50 / 12K100N / 12K110N / 12K500 / 12K501 elbow joints	7 Black



## 13Z51 Hole covering

The hole covering is a spare part for the elbow joints of the ErgoArm product range (article no. 12K41, 12K42, 12K44 and 12K50).

### Technical data

Article number	for	Colour
13Z51	12K41 / 12K42 / 12K44 / 12K50 ErgoArm	4 Skin colour
13Z51-1	12K41 / 12K42 / 12K44 / 12K50 ErgoArm	11 Skin colour
13Z51-2	12K41 / 12K42 / 12K44 / 12K50 ErgoArm	15 Skin colour



## 13Z52 Spring telescope

The spring telescope is a spare part for the elbow joints of the Ergo Arm product range (article no. 12K41, 12K42, 12K44 and 12K50), the DynamicArm product range (article no. 12K100N, 12K110N) and for the AxonArm Ergo (article no. 12K501).

### Technical data

Article number	for
13Z52	12K41 / 12K42 / 12K44 / 12K50 / 12K100N / 12K110N / 12K500 / 12K501 elbow joints



## 13Z53 Switch cable

The switch cable is a spare part for the elbow joints of the ErgoArm product range (article no. 12K41, 12K42, 12K44 and 12K50), the DynamicArm product range (article no. 12K100N, 12K110N) and the AxonArm Ergo (article no. 12K501).

### Technical data

Article number	for
13Z53	12K41 / 12K42 / 12K44 / 12K50 / 12K100N / 12K110N / 12K500 / 12K501 elbow joints



### 13Z55 Lamination protection cover

The lamination cover is a spare part for the ErgoArm (article no. 12K41) and ErgoArm plus (article no. 12K42) elbow joints.

**Technical data**

Article number	for	Colour
13Z55	ErgoArm 12K41 /12K42	4 Skin colour



### 13Z56 Tongue Cap

The bracket cover is a spare part for the elbow joints of the ErgoArm product range (article no. 12K41, 12K42, 12K44 and 12K50), the DynamicArm product range (article no. 12K100N, 12K110N) and the AxonArm Ergo (article no. 12K501).

**Technical data**

Article number	for	Colour
13Z56	12K41 / 12K42 / 12K44 / 12K50 / 12K100N / 12K110N / 12K500 / 12K501 elbow joints	4 Skin colour
13Z56-1	12K41 / 12K42 / 12K44 / 12K50 / 12K100N / 12K110N / 12K500 / 12K501 elbow joints	11 Skin colour
13Z56-2	12K41 / 12K42 / 12K44 / 12K50 / 12K100N / 12K110N / 12K500 / 12K501 elbow joints	15 Skin colour
13Z56-7	12K41 / 12K42 / 12K44 / 12K50 / 12K100N / 12K110N / 12K500 / 12K501 elbow joints	15 Skin colour



### 13Z57 Pressure piece

The pressure piece is a spare part for the elbow joints of the ErgoArm product range (article no. 12K41, 12K42, 12K44 and 12K50), the DynamicArm product range (article no. 12K100N, 12K110N) and the AxonArm Ergo (article no. 12K501).

**Technical data**

Article number	for	Colour
13Z57	12K41 / 12K42 / 12K44 / 12K50 / 12K100N / 12K110N / 12K500 / 12K501 Elbow joints.	4 Skin colour
13Z57-2	12K41 / 12K42 / 12K44 / 12K50 / 12K100N / 12K110N / 12K500 / 12K501 Elbow joints.	15 Skin colour
13Z57-1	12K41 / 12K42 / 12K44 / 12K50 / 12K100N / 12K110N / 12K500 / 12K501 Elbow joints.	11 Skin colour



### 13Z58 Eccentric

The eccentric is a spare part for the elbow joints of the ErgoArm product range (article no. 12K41, 12K42, 12K44 and 12K50), the DynamicArm product range (article no. 12K100N, 12K110N) and the AxonArm Ergo (article no. 12K501).

**Technical data**

Article number	for	Colour
13Z58	12K41 / 12K42 / 12K44 / 12K50 / 12K100N / 12K110N / 12K500 / 12K501 Elbow joints	4 Skin colour
13Z58-1	12K41 / 12K42 / 12K44 / 12K50 / 12K100N / 12K110N / 12K500 / 12K501 Elbow joints	11 Skin colour
13Z58-2	12K41 / 12K42 / 12K44 / 12K50 / 12K100N / 12K110N / 12K500 / 12K501 Elbow joints	15 Skin colour



### 501S84 Flat head screw

The 501S84=M4X20 countersunk head screw is a spare part for the ErgoArm elbow components.

**Technical data**

Article number	Quantity unit
501S84=M4x20	Piece




### 501S101 Countersunk head screw

The 501S101=M4X12 Phillips countersunk head screw is a spare part for the ErgoArm elbow components.

**Technical data**

<b>Article number</b>	
501S101=M4x12	



### 627F13 O-ring

This is a spare part for the 21Y21 ClickValve.

The O-ring is an accessory or spare part for the MyolinoWrist 2000 ball wrist joint (article no. 10V51).

**Technical data**

<b>Article number</b>	
627F13=60X2.5	



### 743A23 Alignment aid for ErgoArm

The alignment and foaming aid allows the alignment of an interim prosthesis for functional training in the rehabilitation phase.

**Technical data**

<b>Article number</b>	<b>for</b>
743A23	Alignment of an interim prosthesis with ErgoArm elbow joint for functional training in the rehabilitation phase



### 743A27 Alignment aid for DynamicArm

Alignment and foaming aid allows the alignment of an interim prosthesis for functional training in the rehabilitation phase.

**Technical data**

<b>Article number</b>	<b>for</b>
743A27	DynamicArm and ErgoArm



### 21A207 Clamp stopple set

The set allows for the connection of a 12K48=\* or 12K49=\* ErgoArm forearm to the flexion cable of a 21A35=\* triple-control above-elbow harness.

**Technical data**

Article number	for	Scope of delivery
21A207	Connecting an ErgoArm forearm (article no. 12K48=* or 12K49=*) to the flexion cable of the triple-control upper arm harness (article no. 21A35=*)	- Clamp stopple, 10 pcs. - Threaded nut, short, 10 pcs. - Twist drill, diameter: 5.5 mm, 1 pc.





## 12K5 Elbow component

The elbow component with upper arm rotation joint (humeral rotation feature), an elbow ball made of beige plastic and a plastic forearm has a manual elbow lock with 13 locking positions at increments of about 8° each.

### Technical data

Article number	Length	Circumference	For hand size	Upper arm connection Ø	For lamination ring Ø	Colour
12K5=45	270 mm	245 mm	6 3/4 – 7 1/4	67 mm	45 mm	4 Skin colour
12K5=50	270 mm	245 mm	7 3/4 – 8 1/4	67 mm	50 mm	4 Skin colour

### Information material

647G469=ALL_INT	Instructions for use   12K19, 12K5, 12K20
-----------------	-------------------------------------------



## 12K20 Elbow component

The elbow component with upper arm rotation joint (humeral rotation feature) and a dark brown plastic forearm has a manual elbow lock with 13 locking positions at increments of about 8° each. It has an opening for the 9E185=50-1 extension cable.

### Technical data

Article number	Length	Circumference	For hand size	Upper arm connection Ø	For lamination ring Ø	Colour
12K20=45	270 mm	245 mm	6 3/4 – 7 1/4	67 mm	45 mm	15 Skin colour
12K20=50	270 mm	245 mm	7 3/4 – 8 1/4	67 mm	50 mm	15 Skin colour

### Information material

647G469=ALL_INT	Instructions for use   12K19, 12K5, 12K20
-----------------	-------------------------------------------

# Accessories/spare parts for 12K5, 12K20



## 13G8 Lamination ring

Lamination ring for use with the elbow components with passive lock (article no. 12K5 and 12K20) and the transhumeral modular kit (article no. 12R6).

### Technical data

Article number	Spare part for	User group	Outside Ø
13G8=67	12R6 12R6 12K5 12K5 12K20 12K20	children, youths	67 mm



## 12K19 Elbow component for children

The elbow component for children features a manual elbow lock and an upper arm rotation joint with lamination ring. The corresponding elbow ball is made of beige plastic. The wrist connection has a diameter of 40 mm. The elbow joint is suitable for prostheses in combination with the Electric Hand 2000.

### Key features

- Wrist connector diameter: 40 mm
- Suitable for prostheses with the Electric Hand 2000 (article no. 8E51)
- Made of beige plastic (corresponds to skin colour 2 according to 646M3 colour sample set)

### Technical data

Article number	Upper arm connection Ø	Wrist connection Ø	For hand size
12K19=40	54 mm	40 mm	6 3/4

### Information material

647G469=ALL_INT	Instructions for use   12K19, 12K5, 12K20
-----------------	-------------------------------------------

## Accessories/spare parts for 12K19



## 13G8 Lamination ring

Lamination ring for use with elbow components for children (article no. 12K19=40).

### Technical data

Article number	Spare part for	User group	Outside Ø
13G8=54	12K19	children, youths	54 mm



## 12K12 MovolinoArm Friction

The MovolinoArm Friction elbow joint is suitable for right and left side prostheses in children aged three to five years. It is compatible with body-powered and myoelectric arm prostheses. The elbow has one friction setting for humeral rotation and one for flexion or extension of the forearm.

### Key features

- For treating children aged three to five years
- Compatible with passive, body-powered and myoelectric arm prostheses
- The length can be changed by shortening the forearm
- Attractive design
- Weight: 182 g

### Technical data

Article number	Upper arm connection Ø	Wrist connection Ø	For hand size
12K12	43.5 mm	34 mm	5, 5 1/2, 6, 6 1/2

- Please note that only the MyoEnergy Integral batteries (article no. 757B35=0 and 757B35=1) can be used with the MovolinoArm Friction.
- Please note that one or two more electrode cables (article no. 13E129=G100) are required.

### Information material

647G570=ALL_INT	Instructions for use   12K12 MovolinoArm Friction
-----------------	---------------------------------------------------

## Accessories/spare parts for 12K12



## 11D12 Wrist joint lamination ring

The wrist joint lamination ring is used for the connection with the Electric Hand 2000. It consists of a copper friction ring, O-rings and a protective cover and is suitable for the MovolinoArm Friction elbow component.

### Technical data

Article number	Accessory for	User group	Outside Ø	For lamination ring Ø
11D12=34	12K12	children	38 mm	34 mm



## 13G21 Lamination ring set

Lamination ring set for the MovolinoArm Friction (article no. 12K12). The set consists of a lamination ring with lamination dummies and an O-ring.

### Technical data

Article number	Spare part for	User group	Outside Ø
13G21	12K12	children	43,5 mm



## 10A40 Wood hand adapter

The wood hand adapter has a plastic threaded stud (article no. M12X1.5) and is used to connect a passive inner hand to a forearm socket or elbow component. The diameter of the hand adapter is 60 mm, and modification to reduce that is possible.

### Technical data

Article number	for	User group	Outside Ø	Thread	Overall length
10A40	Passive inner hands	children, youths, adults, mature adults	60 mm	M12	38 mm

- The diameter of the hand adapter is 60 mm, and modification to reduce that is possible.



## 10V18 Ottobock wrist joint

Ottobock wrist joint with interior thread and cylindrical lamination ring. Thread: M12X1.5.

### Technical data

Article number	User group	Wrist connection Ø	Overall length	Thread	Weight
10V18=34	children	34 mm	25 mm	M12	35 g
10V18=40	youths	40 mm	29 mm	M12	50 g
10V18=45	adults	45 mm	31 mm	M12	55 g
10V18=50	adults	50 mm	31 mm	M12	65 g

### Information material

647G453=ALL_INT	Instructions for use   10V18,10V36
-----------------	------------------------------------

## Accessories/spare parts for elbow components



### 13Z68 Adapter

The adapter is used for the assembly of a 12K50 Ottobock elbow component on a Hosmer lamination ring.

#### Technical data

Article number	for
13Z68	Assembly of an Ottobock elbow component on a Hosmer lamination ring



### 21A18 Perlon cable

The perlon cable is an accessory for the triple-control upper arm harness (article number 21A35=1) and the below-elbow harness (article number 21A36=1).

#### Technical data

Article number	Diameter	Length	Order unit
21A18=2X1	2 mm	1 m	linear metres
21A18=2X5	2 mm	5 m	linear metres
21A18=2X10	2 mm	10 m	linear metres
21A18=2X25	2 mm	25 m	linear metres



### 9E185 Extension cable

Extension cable to extend the hand cable of the System Electric Hand (article no. 8E39, 8E41 and 8E44) or the System Electric Greifer (article no. 8E34) and connection to the battery receptacle (article no. 757Z185=2 and 757Z191=2).

#### Technical data

Article number	Length
9E185=30	300 mm
9E185=40	400 mm
9E185=50	500 mm
9E185=50-1	500 mm



## 14Y3 IntoLiner Acclimate

The IntoLiner Acclimate, together with a custom fabricated frame socket, forms the connection between the residual limb and the arm prosthesis. It enhances the comfort of the upper limb prosthesis with its temperature equalising, breathable properties.

### Technical data

Article number	Length	Circumference 1	Circumference 2
14Y3=140	290 mm	140 mm	160 mm
14Y3=160	290 mm	160 mm	205 mm
14Y3=180	290 mm	205 mm	200 mm
14Y3=200	290 mm	200 mm	220 mm
14Y3=220	290 mm	220 mm	240 mm

- For correct size selection, measure the circumference 3 cm proximal from the end of the residual limb. Subtract 1 to 2 cm from the measured circumference according to the soft tissue situation.

### Information material

647G772=ALL_INT	Instructions for use   14Y3 IntoLiner Acclimate
-----------------	-------------------------------------------------



## 14Y5 Skeo Up

Robust and featuring a new design, the liner is intended for a residual limb socket up to a length of 100 mm in the area of the upper arm/forearm. Its special outer coating makes it easier to put on and take off. Thanks to the roughened inner contour, it offers a high level of wearing comfort.

### Technical data

Article number	Length	Circumference 1	Circumference 2
14Y5=110	209 mm	110 mm	150 mm
14Y5=140	209 mm	140 mm	160 mm
14Y5=160	209 mm	160 mm	205 mm
14Y5=180	209 mm	205 mm	220 mm
14Y5=200	220 mm	200 mm	220 mm
14Y5=220	220 mm		240 mm

- For correct size selection, measure the circumference 3 cm proximal from the end of the residual limb. Subtract 1 to 2 cm from the measured circumference according to the soft tissue situation.

### Information material

647G1642=ALL_INT	Instructions for use   14Y1, 14Y5 Skeo Up
------------------	-------------------------------------------

## Accessories/spare parts for 14Y3, 14Y5



### 14A111 Dummy set

Dummy set for aligning a prosthesis with the Ottobock silicone ArmLiner. The set consists of one pin dummy with a thread and one without as well as a shape dummy for the lamination ring.

#### Technical data

Article number
14A111



### 14A1 Lock set

Lock set to secure an Ottobock 14Y5 silicone ArmLiner in the prosthetic socket.

#### Technical data

Article number	Length
14A1	10.5 mm



### 14A110 Lock with release pin

Lock with release pin serves as a spare part for 14A1.

#### Technical data

Article number	Spare part for	Length
14A110	14A1	9 mm



### 640F18 Donning spray

The donning spray for Ottobock Skeo liners and prosthetic gloves (silicone, PVC) is needed among other things for putting on and removing the liner or prosthetic glove.

#### Technical data

Article number	for	Contents
640F18	Prosthetic gloves and liners	90 ml
640F18=900	Prosthetic gloves and liners	900 ml



### 453H10 Derma Clean

Derma Clean is a special cleaning lotion for highly stressed skin. The pH-neutral lotion featuring an antibacterial formula is free of alkali and phosphates. Derma Clean is also suitable for cleaning the prosthesis, orthosis or liner.

#### Technical data

Article number	Order unit	Packaging	Contents
453H10-N	Bottle	Package of 6	300 ml
453H10=1-N	Bottle	1 piece	300 ml

#### Information material

646D396=GB	Product information – Derma skin care series
------------	----------------------------------------------



## 453H14 Derma Repair

Derma Repair provides special basic skin care with panthenol and vitamin E to regenerate highly stressed skin. It soothes irritated skin and makes it noticeably more supple and elastic. Using Derma Repair also promotes the skin's blood circulation and cell growth.

### Technical data

Article number	Order unit	Packaging	Contents
453H14	Bottle	Package of 6	200 ml
453H14=1	Bottle	1 piece	200 ml

### Information material

646D396=GB	Product information – Derma skin care series
------------	----------------------------------------------



## 453H12 Derma Prevent

Derma Prevent provides special protection for highly stressed skin. The lotion prevents chafing, protects the skin and keeps it soft and supple. It also inhibits contact with external allergens and reduces perspiration and odour formation.

### Technical data

Article number	Order unit	Packaging	Contents
453H12	Bottle	Package of 6	100 ml
453H12=1	Bottle	1 piece	100 ml

### Information material

646D396=GB	Product information – Derma skin care series
------------	----------------------------------------------



## 14A107 Pin

The pin is available in various lengths.

### Technical data

Article number	Length
14A107	23 mm
14A107=1	28 mm
14A107=2	33 mm



## 21A47 Transhumeral soft harness

A transhumeral soft harness for upper arm prostheses with myoelectric or passive elbow joints. The comfortable, padded harness consists of a sling and a sleeve and can be removed completely. Users can put it on and take it off with one hand.

### Key features

- Textile harness
- For passive or myoelectric elbows
- Can be put on and taken off with one hand
- Material absorbs perspiration
- Washable
- Soft material in the armpit equalises pressure
- Physiological swing of the arm due to strap routing on the back
- Attractive design
- The user can make small adjustments themselves and can tighten or loosen the harness in certain situations
- Available in three sizes for both the right and left arms

### Information material

647G1279=ALL_INT	Instructions for use (qualified personnel)   21A47=*
646D1544=EN_MASTER	Product brief   Transhumeral soft harness

### Technical data

Article number	Side	Size	Colour
21A47=L-L-1	left (L)	L	1 Grey
21A47=L-M-1	left (L)	M	1 Grey
21A47=L-S-1	left (L)	S	1 Grey
21A47=R-L-1	right (R)	L	1 Grey
21A47=R-M-1	right (R)	M	1 Grey
21A47=R-S-1	right (R)	S	1 Grey

· The arm strap (article no. 21A48) can also be ordered separately.



## 21A35 Triple-control above-elbow harness

The triple-control above-elbow harness is used to secure the prosthetic socket and control body-powered prostheses. It is compatible with right and left-side prostheses.

### Technical data

Article number	Design of cable pull
21A35=1	Perlon cable

### Information material

647G1674=ALL_INT	Instructions for use   21A35, 21A36
------------------	-------------------------------------



## 21A36 Below-elbow harness

The below-elbow harness is intended for fixation of the prosthetic socket and for control of body-powered prostheses. It is compatible with right and left-side prostheses.

### Key features

- Serves to secure the prosthetic socket
- Control of body-powered prostheses
- With integrated perlon cable (article no. 21A36=1) or plastic-coated steel cable (article no. 21A36=2).
- Suitable for prostheses on the right and left sides

### Technical data


Article number	Design of cable pull
21A36=1	Perlon cable

### Information material

647G1674=ALL_INT	Instructions for use   21A35, 21A36
------------------	-------------------------------------



## Accessories/spare parts for 21A35, 21A36



### 21A37 Bowden cable

The Bowden cable is a spare part for the 21A35=1 triple-control above-elbow harness and the 21A36=1 below-elbow harness.

#### Technical data

Article number	Spare part for	Length	Diameter
21A37=1	21A35=1 21A36=1	500 mm	4 mm



### 10Y32 Coupler

Together with the 10Y31=\* ball-shaft adapter, the coupler forms a connecting element.

#### Technical data

Article number	for	Width	Length	Weight
10Y32=1	21A18=2 Perlon cable	6,5 mm	20 mm	1,6 g
10Y32=2	651D4=2 Steel cable	6,5 mm	20 mm	1,6 g



### 10Y31 Ball-shaft adapter

Together with the 10Y32=\* coupler, the ball-shaft adapter forms a connecting element.

#### Technical data

Article number	for	Width	Length	Weight
10Y31=1	21A18=2 Perlon cable	5 mm	14.5 mm	1 g
10Y31=2	651D4=2 Steel cable	5 mm	14.5 mm	1 g
10Y31=7	3/64" steel cable	5 mm	14.5 mm	1 g
10Y31=8	1/16" steel cable	5 mm	14.5 mm	1 g
10Y31=9	3/32" steel cable	5 mm	14.5 mm	1 g



### 21Y194 Ring

The harness ring has an integrated cable guide.

#### Technical data

Article number	Spare part for	Outside Ø
21Y194	21A35=1 21A36=1	71 mm



### 21Y195 Stainless steel buckle

Stainless steel buckle for positioning and fixing the harness strap.

#### Technical data

Article number	Spare part for	Width	Length
21Y195=25	21A35=1 21A36=1	18 mm	31 mm



### 21A29 Axillary protector for body harnesses

Optional silicone axillary protector for 21A35 and 21A36 body harnesses for increased comfort.

**Technical data**

Article number	Width
21A29=18	18 mm
21A29=25	25 mm



### 21A38 Axilla pad set

Axilla pad set made of white foam.

**Technical data**

Article number	Spare part for	Weight	Contents	Material	Colour
21A38	21A35=1 21A36=1	30 g	5 Piece(s)	Foam	6 White



### 21Y199 Strap buckle

Strap buckle for a seamless connection between the 623G23 elastic harness strap and the prosthetic socket. Consisting of sleeve, lower part, upper part and spacer sleeve.

**Technical data**

Article number	Spare part for	Width	Length
21Y199	21A35=1 21A36=1	29 mm	38.5 mm



### 21Y203 Spacer sleeve

The spacer sleeve is a spare part for the 21Y199 strap buckle.

**Technical data**

Article number	Spare part for	Outside Ø
21Y203	21A35=1 21A36=1	8 mm



### 623G23 Elastic harness strap

Elastic harness strap in white with tunnel-shaped cable guide.

**Technical data**

Article number	Width	Length	Order unit
623G23	25 mm	Roll of 100 m	linear metres



### 623H23 Harness strap

The white harness strap is an option for the upper arm, forearm and body harnesses.

**Technical data**

Article number	Width	Length	Order unit
623H23	25 mm	Roll of 100	linear metres
623H23=60	25 mm	60 cm	linear metres
623H23=160	25 mm	160 cm	linear metres



### 21A18 Perlon cable

The perlon cable is an accessory for the triple-control upper arm harness (article number 21A35=1) and the below-elbow harness (article number 21A36=1).

**Technical data**

Article number	Diameter	Length	Order unit
21A18=2X1	2 mm	1 m	linear metres
21A18=2X5	2 mm	5 m	linear metres
21A18=2X10	2 mm	10 m	linear metres
21A18=2X25	2 mm	25 m	linear metres



### 29C5 Setting nut

Setting nut (knurled), stainless steel.

**Technical data**

Article number	Spare part for	Thread	Head Ø	Length	Shoulder Ø
29C5=M4X9	21A35=1 21A36=1	M4	9 mm	3.6 mm	5.5 mm



### 501S28 Flat head screw

The nickel-plated countersunk head screw is used for the 16H1 and 16H2.

**Technical data**

Article number	Thread length	Thread	Quantity unit
501S28=M3.5X5	5	M3.5	Piece



### 21A5 Eyelet cable anchor, large

The bracket is an option for prostheses with a body harness.

**Technical data**

Article number	Contents	Width	Length	Clear width	Weight
21A5	1 Piece(s)	15 mm	35 mm	5 mm	4 g




### 21A16 "D" ring

The guide ring is used for the flexion cable.

**Technical data**

Article number	Clear width
21A16	13 mm



### 507S15 Lamination disk, serrated

The serrated lamination disc is an accessory for the 743A18 alignment tool.

**Technical data**

Article number	Accessory for	Outside Ø	Borehole Ø	Thickness
507S15	743A18	13.8 mm	3 mm	1.5 mm



### 516S3 Pad screw head

The threaded support fastener is made of nickel-plated steel and is used to attach straps and harnesses.

**Technical data**

Article number	Thread	Thread length	Head Ø	Head height	Base Ø
516S3	M4	5.5 mm	6 mm	6.5 mm	8 mm



### 514Z3 Loop

The strap is an accessory for the upper arm and below-elbow harness.

**Technical data**

Article number	Clear width
514Z3=25	25 mm



### 504H3 Hollow rivet

Hollow rivet with open lower part. The head diameter is available in 7 mm, 11 mm and 13 mm.

**Technical data**

Article number	Head Ø	Minimum order quantity
504H3=7-100	7 mm	100 piece(s)
504H3=11-100	11 mm	100 piece(s)
504H3=13-100	13 mm	100 piece(s)
504H3=7-1000	7 mm	1,000 piece(s)
504H3=11-1000	11 mm	1,000 piece(s)
504H3=13-1000	13 mm	1,000 piece(s)



### 10Y19 Screw coupling


The coupler connects the steel cable and perlon cable, spectra cable or two perlon cables. It consists of a coupling sleeve and coupling screw, which is screwed onto the perlon cable or through which a spectra cable is threaded and knotted.

**Key features**

- Serves as a connection piece between a steel cable and perlon cable or spectra cable
- Consists of the coupling sleeve and coupling screw

**Technical data**

Article number	Width	Length	Weight
10Y19=2	6 mm	16 mm	2.1 g



### 736Y6 Crimping tool

Crimping tool for crimping the coupling screw and clamp sleeve as well as the 10Y31=2 ball shaft adapter and the 10Y32=2 coupler onto the 651D4=2 steel cable.

**Technical data**

Article number	Height	Length of work surface	Width	Length	Weight
736Y6	26.5 mm	60 mm	40 mm	30 mm	196 g

**Information material**

647H13	Instructions for use (user/technician)   736Y6
--------	------------------------------------------------



## 503F3 **Socket screw with Allen head**

Socket screw with Allen head.

### Technical data

Article number	Thread	Thread length	Head Ø	Minimum order quantity
503F3=M4X8-20	M4	7 mm	8 mm	20 piece(s)
503F3=M4X8-100	M4	7 mm	8 mm	100 piece(s)

Lined writing area consisting of horizontal blue lines.



# Passive.

## Clever connection.

Tube skeleton designs with foam covers are characteristic of modular constructions in upper limb prosthetics. This design is primarily suitable for treatment with passive arm prostheses for proximal amputation levels. Corresponding modular arm components are available for transhumeral amputations at various residual limb lengths; they are connected to the prosthetic socket by a lamination ring and then concealed by a foam cover.

### **On the following pages you will find**

- Overview of passive mechanical arm components
- Passive system hands: Terminal device
- Passive system hands: Prosthetic gloves
- Passive system hands: Adapters
- Physiolino babyhand
- Passive prosthetic hands for children
- Passive prosthetic hands for women
- Passive prosthetic hands for men
- Arm components and accessories
- Shoulder joints and accessories
- Liners and accessories
- Above-elbow and below-elbow harnesses and accessories



# Passive.

## Overview of passive mechanical arm components.

<b>Terminal device</b>	<b>Inner hand for women</b> 8S8 <b>Inner hand for children</b> 8S9	<b>Prosthetic glove for men</b> 10A12 <b>Prosthetic glove for women</b> 8S5 <b>Cosmetic glove for children</b> 8S6	<b>Ottobock system hand -passive-</b> 8K18 / 8K19	<b>Prosthetic glove</b> 8S4 / 8S4N 8S5 / 8S4N 8S6 / 8S6N 8S11 / 8S11N
<b>Wrist joint</b>	<b>Adapter</b> 10R2	<b>Adapter with flexion</b> 10R3	<b>Adapter</b> 10R1	<b>Knurled plate</b> 10R4
<b>Elbow</b>	<b>Modular Arm Component</b> 12R2 <b>Adapter</b> 13R6	<b>Modular Arm Component</b> 12R4 <b>Adapter</b> 13R7	<b>Pre-shaped foam block</b> 15K3 <b>Mounting flange</b> 13R8	
<b>Shoulder</b>	<b>Ottobock ball shoulder joint</b> 12S7	<b>Ottobock shoulder joint</b> 12S4	<b>MovoShoulder swing</b> 12S6	
<b>Liner</b>	<b>Skeo Up</b> 14Y5		<b>IntoLiner</b> 14Y3	
<b>Cable-activated harness</b>	<b>Triple-control above-elbow harness</b> 21A35		<b>Below-elbow harness</b> 21A36	



## 8K18 Ottobock system hand -passive-

The passive system hand is suitable for all amputation levels with passive prostheses. It is opened with the sound hand and closes independently. The system is lightweight and stable.

### Key features

- Passive system hand
- With threaded stud and system inner hand (article no. 8X14)
- Opened with the sound hand
- Closes automatically

### Technical data

Article number	User group	Side	Size	Inner hand	Weight
8K18=L6 3/4	children	left (L)	6 3/4	8X14=L6 3/4	185 g
8K18=L7 1/4	youths, women	left (L)	7 1/4	8X14=L7 1/4	250 g
8K18=L7 3/4	men	left (L)	7 3/4	8X14=L7 3/4	280 g
8K18=L8	men	left (L)	8	8X14=L8	290 g
8K18=R6 3/4	children	right (R)	6 3/4	8X14=R6 3/4	185 g
8K18=R7 1/4	youths, women	right (R)	7 1/4	8X14=R7 1/4	250 g
8K18=R7 3/4	men	right (R)	7 3/4	8X14=R7 3/4	280 g
8K18=R8	men	right (R)	8	8X14=R8	290 g

· The prosthetic glove must be ordered separately.

### Information material

647G444=ALL_INT	Instructions for use   8K18, 8K19
646D1406=EN_MASTER	Portfolio brochure – upper limb



## 8K19 Ottobock system hand -passive-

The passive system hand is suitable for all amputation levels with passive prostheses. It is opened with the sound hand and closes independently. The system is lightweight and stable.

### Key features

- Passive system hand
- With threaded stud and system inner hand
- Closes automatically
- Opened with the sound hand

### Technical data

Article number	User group	Side	Size	Inner hand	Weight
8K19=L6 3/4	children	left (L)	6 3/4	8X14=L6 3/4	185 g
8K19=L7 1/4	youths, women	left (L)	7 1/4	8X14=L7 1/4	250 g
8K19=L7 3/4	men	left (L)	7 3/4	8X14=L7 3/4	280 g
8K19=L8	men	left (L)	8	8X14=L8	290 g
8K19=R6 3/4	children	right (R)	6 3/4	8X14=R6 3/4	185 g
8K19=R7 1/4	youths, women	right (R)	7 1/4	8X14=R7 1/4	250 g
8K19=R7 3/4	men	right (R)	7 3/4	8X14=R7 3/4	280 g
8K19=R8	men	right (R)	8	8X14=R8	290 g

· The prosthetic glove must be ordered separately.

### Information material

647G444=ALL_INT	Instructions for use   8K18, 8K19
646D1406=EN_MASTER	Portfolio brochure – upper limb

## Accessories/spare parts for 8K18, 8K19



## 9E94 Lamination ring

Lamination ring available for hand sizes 6 3/4, 7 1/4, 7 3/4 and 8.

### Technical data

Article number	Diameter	For hand size
9E94=44	44 mm	6 3/4
9E94=50	50 mm	7 1/4 - 8



### 9S96 Chassis

Chassis for overlong forearm and wrist disarticulation residual limbs. Compatible with the 9E94 lamination ring.

**Technical data**

Article number	Diameter	For hand size
9S96=40	40 mm	6 3/4




### 9S184 Chassis

Chassis for overlong forearm and wrist disarticulation residual limbs. Compatible with the 9E94 lamination ring.

**Technical data**

Article number	Diameter	For hand size
9S184=44-N	44 mm	7 1/4
9S184=48-N	48 mm	7 3/4 - 8



### 506G4 Grub screw

Set screw for chassis. Four set screws are required per chassis.

**Technical data**

Article number
506G4=M4X5
506G4=M3X5



### 8X14 System inner hand

System inner hand with support for little finger and ring finger as well as retainer ring (article no. 9S187).

**Technical data**

Article number	Side	For hand size
8X14=L6 3/4	left (L)	6 3/4
8X14=L7 1/4	left (L)	7 1/4
8X14=L7 3/4	left (L)	7 3/4
8X14=L8	left (L)	8
8X14=R6 3/4	right (R)	6 3/4
8X14=R7 1/4	right (R)	7 1/4
8X14=R7 3/4	right (R)	7 3/4
8X14=R8	right (R)	8




### 9S187 Retainer ring, wide

Wide lock ring. Compatible with the system inner hand (article number 8X14 and 8X18) and in hand sizes 7 1/4, 7 3/4 and 8.

**Technical data**

Article number	For hand size
9S187=7 1/4	7 1/4
9S187=7 3/4	7 3/4, 8
9S187=8 1/4	8 1/4



## 9S15 Retainer ring, narrow

Retainer ring to secure the system inner hand (article no. 8X14).

### Technical data

Article number	Diameter
9S15=46	46 mm
9S15=48	48 mm
9S15=49	49 mm



## 9S6 Finger and thumb tip

Finger and thumb cover compatible with hand sizes 6 3/4, 7 1/4, 7 3/4 and 8.

### Technical data

Article number	For hand size
9S6	6 3/4, 7 1/4, 7 3/4 und 8



## 9S67 Chassis

The 9S67 chassis is equipped with the M12X1.5 threaded stud.

### Technical data

Article number	Side	For hand size	Diameter	for
9S67=L40	left	6 3/4	40 mm	8K18=L6 3/4
9S67=L44-N	left	7 1/4	44 mm	8K18=L7 1/4
9S67=L48-N	left	7 3/4 - 8	48 mm	8K18=L7 3/4 and 8K18=L8
9S67=R40	right	6 3/4	40 mm	8K18=R6 3/4
9S67=R44-N	right	7 1/4	44 mm	8K18=R7 1/4
9S67=R48-N	right	7 3/4 - 8	48 mm	8K18=R7 3/4 und 8K18=R8



## 9S65 Chassis

The 9S67 chassis is equipped with the 1/2"-20 threaded stud.

### Technical data

Article number	Side	For hand size	Diameter	for
9S65=L40	left	6 3/4	40 mm	8K19=* Ottobock passive system hand
9S65=L44-N	left	7 1/4	44 mm	8K19=* Ottobock passive system hand
9S65=L48-N	left	7 3/4 - 8	48 mm	8K19=* Ottobock passive system hand
9S65=R40	right	6 3/4	40 mm	8K19=* Ottobock passive system hand
9S65=R44-N	right	7 1/4	44 mm	8K19=* Ottobock passive system hand
9S65=R48-N	right	7 3/4 - 8	48 mm	8K19=* Ottobock passive system hand



## 501T52 Flange button head socket screw

The flange button head screw is used to bolt the chassis to the base plate of the system hand (all sizes). Two pieces are required.

### Technical data

Article number	Length	Thread	Quantity unit
501T52=M3X6	6	M3	Pair
501T52=M3X8	8	M3	Pair



## 8S6 Prosthetic glove for children

The prosthetic glove for children features a natural appearance, durability and flexibility.


### Technical data

Article number	Side	For hand size	Sleeve length
8S6=170X65L	left (L)	6 3/4	300 mm
8S6=170X65R	right (R)	6 3/4	300 mm

- Available in 18 different shades. When ordering, please add the colour sample set according to the 646M3 colour swatches to the end of the article number.

### Information material

647G468=ALL_INT	Instructions for use (qualified personnel)   8S4=*, 8S5=*, 8S6=*, 8S11=*, 8S12=*, 8S13=*, 8S20=*
-----------------	--------------------------------------------------------------------------------------------------



## 8S6N Skin Natural prosthetic glove for children

The Skin Natural prosthetic glove for children features a natural appearance, durability and flexibility.


### Technical data

Article number	Side	For hand size	Sleeve length
8S6N=170X65L	left (L)	6 3/4	300 mm
8S6N=170X65R	right (R)	6 3/4	300 mm

- The entire Skin Natural colour palette is produced with seven colours. The colour sample set (article no. 646M47) helps with determining the right colour.

### Information material

647G571=ALL_INT	Instructions for use (qualified personnel)   8S4N=*, 8S5N=*, 8S6N=*, 8S11N=*, 8S12N=*, 8S13N=*, 8S20N=*
647H895=ALL_INT	Instructions for use (patient)   8S4N=*, 8S5N=*, 8S6N=*, 8S11N=*, 8S12N=*, 8S13N=*, 8S20N=*



## 8S4 Prosthetic glove for adolescents

The prosthetic glove for men features a natural appearance, durability and flexibility.

### Technical data

Article number	Side	For hand size	Sleeve length
8S4=190X76L	left (L)	7 1/4	215 mm
8S4=190X76R	right (R)	7 1/4	215 mm

- The entire SkinNatural colour palette is produced with seven colours. The new 646M47 colour scale helps to select the right sample.
- Available in 18 different shades. When ordering, please add the colour sample set according to the 646M3 colour swatches to the end of the article number.

### Information material

647G468=ALL_INT	Instructions for use (qualified personnel)   8S4=*, 8S5=*, 8S6=*, 8S11=*, 8S12=*, 8S13=*, 8S20=*
647H1258=ALL_INT	Instructions for use (user)   8S4, 8S5, 8S6, 8S11, 8S12, 8S13, 8S20



## 8S4N Skin Natural prosthetic glove for adolescents

The Skin Natural prosthetic glove for men features a highly natural appearance and improved cleaning characteristics in particular.

### Technical data

Article number	Side	For hand size	Sleeve length
8S4N=190X76L	left (L)	7 1/4	215 mm
8S4N=190X76R	right (R)	7 1/4	215 mm

- The entire Skin Natural colour palette is produced with seven colours. The colour sample set (article no. 646M47) helps with determining the right colour.

### Information material

647H895=ALL_INT	Instructions for use (patient)   8S4N=*, 8S5N=*, 8S6N=*, 8S11N=*, 8S12N=*, 8S13N=*, 8S20N=*
647G571=ALL_INT	Instructions for use (qualified personnel)   8S4N=*, 8S5N=*, 8S6N=*, 8S11N=*, 8S12N=*, 8S13N=*, 8S20N=*



## 8S5 Prosthetic glove for women

The prosthetic glove for women features a natural appearance, durability and flexibility.

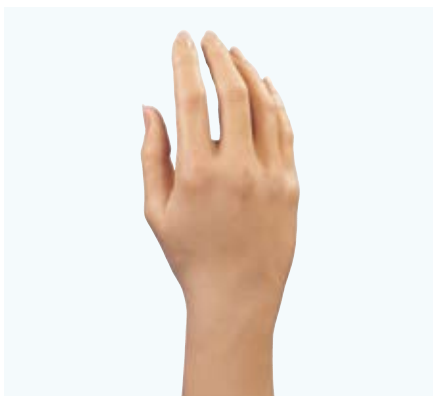
### Technical data

Article number	Side	For hand size	Sleeve length
8S5=195X78L	left (L)	7 1/4	340 mm
8S5=195X78R	right (R)	7 1/4	340 mm

- The entire SkinNatural colour palette is produced with seven colours. The new 646M47 colour scale helps to select the right sample.
- Available in 18 different shades. When ordering, please add the colour sample set according to the 646M3 colour swatches to the end of the article number.

### Information material

647G468=ALL_INT	Instructions for use (qualified personnel)   8S4=*, 8S5=*, 8S6=*, 8S11=*, 8S12=*, 8S13=*, 8S20=*
647H1258=ALL_INT	Instructions for use (user)   8S4, 8S5, 8S6, 8S11, 8S12, 8S13, 8S20



## 8S5N Skin Natural prosthetic glove for women

The Skin Natural prosthetic glove for women features a natural appearance, durability and flexibility.

### Technical data

Article number	Side	For hand size	Sleeve length
8S5N=195X78L	left (L)	7 1/4	340 mm
8S5N=195X78R	right (R)	7 1/4	340 mm

- The entire Skin Natural colour palette is produced with seven colours. The colour sample set (article no. 646M47) helps with determining the right colour.

### Information material

647G571=ALL_INT	Instructions for use (qualified personnel)   8S4N=*, 8S5N=*, 8S6N=*, 8S11N=*, 8S12N=*, 8S13N=*, 8S20N=*
647H895=ALL_INT	Instructions for use (patient)   8S4N=*, 8S5N=*, 8S6N=*, 8S11N=*, 8S12N=*, 8S13N=*, 8S20N=*



## 8S4 Prosthetic glove for men

The prosthetic glove for men features a natural appearance, durability and flexibility.


### Technical data

Article number	Side	For hand size	Sleeve length
8S4=220X80L	left (L)	8	225 mm
8S4=220X80R	right (R)	8	225 mm

- The entire SkinNatural colour palette is produced with seven colours. The new 646M47 colour scale helps to select the right sample.
- Available in 18 different shades. When ordering, please add the colour sample set according to the 646M3 colour swatches to the end of the article number.

### Information material

647G468=ALL_INT	Instructions for use (qualified personnel)   8S4=*, 8S5=*, 8S6=*, 8S11=*, 8S12=*, 8S13=*, 8S20=*
647H1258=ALL_INT	Instructions for use (user)   8S4, 8S5, 8S6, 8S11, 8S12, 8S13, 8S20



## 8S4N Skin Natural prosthetic glove for men

The Skin Natural prosthetic glove for men features a highly natural appearance and improved cleaning characteristics in particular.

### Technical data

Article number	Side	For hand size	Sleeve length
8S4N=220X80L	left (L)	8	225 mm
8S4N=220X80R	right (R)	8	225 mm

- The entire Skin Natural colour palette is produced with seven colours. The colour sample set (article no. 646M47) helps with determining the right colour.

### Information material

647G571=ALL_INT	Instructions for use (qualified personnel)   8S4N=*, 8S5N=*, 8S6N=*, 8S11N=*, 8S12N=*, 8S13N=*, 8S20N=*
647H895=ALL_INT	Instructions for use (patient)   8S4N=*, 8S5N=*, 8S6N=*, 8S11N=*, 8S12N=*, 8S13N=*, 8S20N=*



### 10R1 Adapter

Adapter with M12X1.5 threaded stud to connect a passive inner hand to modular arm components.

**Technical data**

Article number	for	Length	Connection Ø	Threaded stud	Weight
10R1	Connecting a passive inner hand to modular arm components	43 mm	20 mm	M12x1.5	25 g

**Information material**

647G454=ALL_INT	Instructions for use   10R1, 10R2, 10R3, 10R4
-----------------	-----------------------------------------------



### 10R2 Adapter

Adapter with interior thread for connecting a hook or system hand to modular arm components.

Adapter to connect modular arm components to the 12S7 ball shoulder joint with M12X1.5 interior thread.

**Technical data**

Article number	Connection Ø	Interior thread
10R2=M12X1.5	20 mm	M12X1.5
10R2=1/2"-20	20 mm	1/2"-20

**Information material**

647G454=ALL_INT	Instructions for use   10R1, 10R2, 10R3, 10R4
-----------------	-----------------------------------------------



### 10R3 Adapter with flexion

Flexion adapter with interior thread for connecting a hook or system hand to modular arm components.

**Technical data**

Article number	Connection Ø	Interior thread
10R3=1/2"-20	20 mm	1/2"-20
10R3=M12X1.5	20 mm	M12X1.5

**Information material**

647G454=ALL_INT	Instructions for use   10R1, 10R2, 10R3, 10R4
-----------------	-----------------------------------------------





## 10R4 Knurled plate

Knurled plate with threaded stud (both sides) to connect a passive inner hand to the 10R2 and 10R3 adapters.

### Technical data

Article number	Threaded stud	for
10R4=M12X1.5	M12x1.5	Connecting a passive inner hand to the modular adapters with article number 10R2 and 10R3
10R4=1/2"-20	1/2"-20	Connecting a passive inner hand to the modular adapters with article number 10R2 and 10R3

### Information material

647G454=ALL_INT	Instructions for use   10R1, 10R2, 10R3, 10R4
-----------------	-----------------------------------------------



## 13R11 Modular adapter for ArmLiners

The adapter is used to connect the 14Y1 and 14Y5 Ottobock ArmLiner to the 14A1 lock set and the Ottobock modular components.

### Technical data

Article number	Outside Ø	Length	Side	for
13R11	44 mm	33 mm	both sides	Connecting Ottobock ArmLiner with modular components

### Information material

647G164=ALL_INT	Instructions for use   13R11
-----------------	------------------------------



## 8K5 Physiolino babyhand

Physiolino baby hand for babies and toddlers. The hand is made of medical-grade silicone.

### Technical data

Article number	Side	Colour
8K5=1L1	left	Skin colour 1
8K5=1R1	right	Skin colour 1
8K5=1L4	left	Skin colour 4
8K5=1R4	right	Skin colour 4
8K5=1L11	left	Skin colour 11
8K5=1R11	right	Skin colour 11
8K5=1L16	left	Skin colour 16
8K5=1R16	right	Skin colour 16

- The colour roughly corresponds to the colour 1, 4 11 or 16 of the Ottobock colour scale for prosthetic gloves.
- Suitable for a hand circumference of approx. 110 mm and a finger length of approx. 40 mm.

### Information material

647G360=ALL\_INT | Instructions for use | 8K5=\*

## Accessories/spare parts for 8K5



### 11D31 Lamination ring for Physiolino baby hand

Lamination ring for the Physiolino baby hand with a diameter of 24 mm. Suitable for socket replacements.

#### Technical data

Article number	User group	Outside Ø	For lamination ring Ø	for
11D31	infants, children	27 mm	24 mm	socket replacements



### 10A40 Wood hand adapter

The wood hand adapter has a plastic threaded stud (article no. M12X1.5) and is used to connect a passive inner hand to a forearm socket or elbow component. The diameter of the hand adapter is 60 mm, and modification to reduce that is possible.

#### Technical data

Article number	for	User group	Outside Ø	Thread	Overall length
10A40	Passive inner hands	children, youths, adults, mature adults	60 mm	M12	38 mm

- The diameter of the hand adapter is 60 mm, and modification to reduce that is possible.




### 743Y42 Lamination dummy

The lamination dummy can be used with the alignment rod of the 743A18 Alignment tool. Compatible with the Physiolino baby hand.

#### Technical data

Article number	for	User group	Diame-ter	Mate-rial	Side
743Y42=24	743A18 Alignment tool 8k5=* Physiolino baby hand	children	24 mm	Plastic	univer-sal



## 8S6 Prosthetic glove for children

The prosthetic glove for children features a natural appearance, durability and flexibility.

### Key features

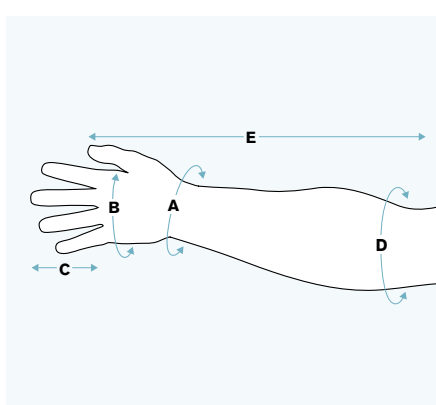
- The shape and colour of the prosthetic glove for children are adapted especially to the needs of young users
- PVC ensures the required resistance
- Available in eight different sizes and 18 near-natural colours
- Can be combined with the appropriate foam-moulded Ottobock standard inner hand

### Technical data

Article number	Inner hand	Control number	Wrist circumference	Length to elbow (E)	Middle finger length (C)	Meta-carpal circumference	Sleeve circumference	Side
8S6=115X38L	8S9=115X38L	40	107 mm	147 mm	38 mm	117 mm	145 mm	left (L)
8S6=115X37R	8S9=115X37R	40	107 mm	165 mm	35 mm	115 mm	144 mm	right (R)
8S6=130X51L	8S9=130X51L	41	112 mm	205 mm	40 mm	120 mm	150 mm	left (L)
8S6=134X52R	8S9=134X52R	41	110 mm	263 mm	40 mm	125 mm	155 mm	right (R)
8S6=142X50L	8S9=142X50L	42	110 mm	220 mm	50 mm	130 mm	148 mm	left (L)
8S6=139X51R	8S9=139X51R	42	110 mm	225 mm	41 mm	130 mm	158 mm	right (R)
8S6=151X58L	8S9=151X58L	44	120 mm	220 mm	50 mm	135 mm	166 mm	left (L)
8S6=151X59R	8S9=151X59R	44	126 mm	230 mm	50 mm	137 mm	168 mm	right (R)
8S6=158X54L	8S9=158X54L	86	130 mm	341 mm	52 mm	160 mm	190 mm	left (L)
8S6=159X53R	8S9=159X53R	86	130 mm	250 mm	57 mm	160 mm	185 mm	right (R)
8S6=165X68L	8S9=165X68L	48	135 mm	280 mm	63 mm	160 mm	181 mm	left (L)
8S6=158X68R	8S9=158X68R	48	135 mm	280 mm	59 mm	150 mm	185 mm	right (R)
8S6=168X70L	8S9=168X70L	47	137 mm	376 mm	59 mm	150 mm	180 mm	left (L)
8S6=166X70R	8S9=166X70R	47	140 mm	300 mm	65 mm	160 mm	176 mm	right (R)
8S6=170X65L	8S9=170X65L	43	146 mm	291 mm	54 mm	170 mm	188 mm	left (L)
8S6=170X65R	8S9=170X65R	43	145 mm	290 mm	55 mm	155 mm	182 mm	right (R)

### Information material

647G468=ALL_INT	Instructions for use (qualified personnel)   8S4=*, 8S5=*, 8S6=*, 8S11=*, 8S12=*, 8S13=*, 8S20=*
-----------------	--------------------------------------------------------------------------------------------------



A	Wrist circumference
B	Metacarpal circumference
C	Middle finger length
D	Sleeve circumference
E	Length to elbow (not applicable for short cuff)

- Available in 18 different shades. When ordering, please add the colour code according to the 646M3 colour sample set to the end of the article number.
- When ordering, please add the colour code according to the colour sample set (article no. 646M3) to the article number.
- In addition to the standard prosthetic glove, Ottobock also offers additional models of the Skin Natural series. The multilayer structure of the gloves gives them a depth effect so that they have a very vivid appearance. Please add an N before the = in the article number.

## 8S5 Prosthetic glove for women

The prosthetic glove for women features a natural appearance, durability and flexibility.

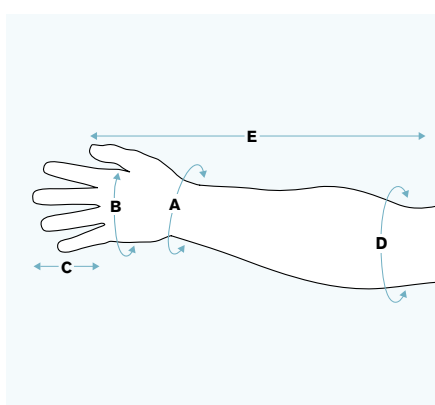
### Technical data

Article number	Inner hand	Control number	Wrist circumference	Length to elbow (E)	Middle finger length (C)	Meta-carpal circumference	Sleeve circumference	Side
8S5=165X72L	8S8=165X72L	34	138 mm	315 mm	65 mm	159 mm	200 mm	left (L)
8S5=167X72R	8S8=167X72R	34	131 mm	330 mm	63 mm	163 mm	199 mm	right (R)
8S5=174X74L	8S8=174X74L	32	137 mm	315 mm	63 mm	157 mm	190 mm	left (L)
8S5=175X76R	8S8=175X76R	32	135 mm	315 mm	61 mm	163 mm	182 mm	right (R)
8S5=180X80L	8S8=180X80L	29	150 mm	395 mm	67 mm	164 mm	219 mm	left (L)
8S5=176X80R	8S8=176X80R	29	152 mm	365 mm	69 mm	170 mm	217 mm	right (R)
8S5=182X84L	8S8=182X84L	28	143 mm	345 mm	67 mm	167 mm	220 mm	left (L)
8S5=190X84R	8S8=190X84R	28	149 mm	345 mm	68 mm	186 mm	218 mm	right (R)
8S5=184X75L	8S8=184X75L	36	131 mm	355 mm	64 mm	164 mm	222 mm	left (L)
8S5=184X74R	8S8=184X74R	36	143 mm	325 mm	65 mm	183 mm	226 mm	right (R)
8S5=184X78L	8S8=184X78L	37	154 mm	300 mm	66 mm	172 mm	223 mm	left (L)
8S5=184X78R	8S8=184X78R	37	153 mm	310 mm	69 mm	180 mm	223 mm	right (R)
8S5=185X75L	8S8=185X75L	23	144 mm	313 mm	65 mm	173 mm	202 mm	left (L)
8S5=181X75R	8S8=181X75R	23	147 mm	310 mm	65 mm	171 mm	206 mm	right (R)
8S5=188X79L	8S8=188X79L	70	156 mm	345 mm	74 mm	183 mm	226 mm	left (L)
8S5=187X79R	8S8=187X79R	70	159 mm	355 mm	74 mm	182 mm	235 mm	right (R)
8S5=190X77L	8S8=190X77L	20	138 mm	335 mm	66 mm	175 mm	213 mm	left (L)
8S5=190X77R	8S8=190X77R	20	144 mm	330 mm	65 mm	183 mm	211 mm	right (R)
8S5=190X93L	8S8=190X93L	30	152 mm	375 mm	80 mm	176 mm	220 mm	left (L)
8S5=186X92R	8S8=186X92R	30	154 mm	380 mm	81 mm	184 mm	214 mm	right (R)
8S5=192X78L	8S8=192X78L	24	150 mm	340 mm	68 mm	179 mm	230 mm	left (L)
8S5=191X78R	8S8=191X78R	24	148 mm	335 mm	69 mm	186 mm	231 mm	right (R)
8S5=194X82L	8S8=194X82L	27	159 mm	345 mm	65 mm	165 mm	212 mm	left (L)
8S5=189X84R	8S8=189X84R	27	152 mm	365 mm	69 mm	178 mm	210 mm	right (R)
8S5=195X78L	8S8=195X78L	38	153 mm	345 mm	65 mm	187 mm	217 mm	left (L)
8S5=195X78R	8S8=195X78R	38	150 mm	335 mm	66 mm	187 mm	212 mm	right (R)
8S5=195X79L	8S8=195X79L	25	151 mm	315 mm	66 mm	181 mm	230 mm	left (L)
8S5=200X79R	8S8=200X79R	25	151 mm	315 mm	66 mm	181 mm	230 mm	left (L)
8S5=208X89L	8S8=208X89L	19	165 mm	385 mm	75 mm	193 mm	234 mm	left (L)
8S5=210X89R	8S8=210X89R	19	171 mm	380 mm	75 mm	199 mm	238 mm	right (R)



### Information material

647G468=ALL_INT	Instructions for use (qualified personnel)   8S4=*, 8S5=*, 8S6=*, 8S11=*, 8S12=*, 8S13=*, 8S20=*
647H1258=ALL_INT	Instructions for use (user)   8S4, 8S5, 8S6, 8S11, 8S12, 8S13, 8S20



A	Wrist circumference
B	Metacarpal circumference
C	Middle finger length
D	Sleeve circumference
E	Length to elbow (not applicable for short cuff)

- The entire SkinNatural colour palette is produced with seven colours. The new 646M47 colour scale helps to select the right sample.
- Available in 18 different shades.
- When ordering, please add the colour code according to the colour sample set (article no. 646M3) to the article number.
- In addition to the standard prosthetic glove, Ottobock also offers additional models of the Skin Natural series. The multilayer structure of the gloves gives them a depth effect so that they have a very vivid appearance. Please add an N before the = in the article number.

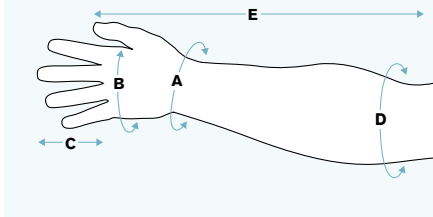
## 8S4 Prosthetic glove for men and adolescents

The prosthetic glove for men features a natural appearance, durability and flexibility.



### Information material

647G468=ALL_INT	Instructions for use (qualified personnel)   8S4=*, 8S5=*, 8S6=*, 8S11=*, 8S12=*, 8S13=*, 8S20=*
647H1258=ALL_INT	Instructions for use (user)   8S4, 8S5, 8S6, 8S11, 8S12, 8S13, 8S20



A	Wrist circumference
B	Metacarpal circumference
C	Middle finger length
D	Sleeve circumference
E	Length to elbow (not applicable for short cuff)

### Technical data

Article number	Inner hand	Control number	Wrist circumference	Length to elbow (E)	Middle finger length (C)	Meta-carpal circumference	Sleeve circumference	Side
8S4=202X74L	8S7=202X74L	58	155 mm	480 mm	70 mm	202 mm	226 mm	left (L)
8S4=206X76R	8S7=206X76R	58	156 mm	468 mm	70 mm	190 mm	220 mm	left (L)
8S4=203X83L	8S7=203X83L	16	166 mm	350 mm	71 mm	190 mm	233 mm	left (L)
8S4=199X82R	8S7=199X82R	16	155 mm	340 mm	70 mm	185 mm	230 mm	right (R)
8S4=203X85L	8S7=203X85L	15	162 mm	481 mm	73 mm	200 mm	230 mm	left (L)
8S4=206X85R	8S7=206X85R	15	184 mm	483 mm	75 mm	190 mm	250 mm	right (R)
8S4=205X81L	8S7=205X81L	5	165 mm	190 mm	70 mm	205 mm	224 mm	left (L)
8S4=205X81R	8S7=205X81R	5	170 mm	380 mm	65 mm	180 mm	220 mm	right (R)
8S4=206X80L	8S7=206X80L	60	184 mm	380 mm	71 mm	206 mm	250 mm	left (L)
8S4=205X80R	8S7=205X80R	60	175 mm	474 mm	73 mm	190 mm	225 mm	right (R)
8S4=206X87L	8S7=206X87L	13	160 mm	360 mm	78 mm	190 mm	220 mm	left (L)
8S4=215X88R	8S7=215X88R	13	166 mm	468 mm	75 mm	215 mm	240 mm	right (R)
8S4=207X86L	8S7=207X86L	57	166 mm	360 mm	76 mm	207 mm	227 mm	left (L)
8S4=209X86R	8S7=209X86R	57	155 mm	380 mm	76 mm	209 mm	231 mm	right (R)
8S4=208X85L	8S7=208X85L	12	176 mm	475 mm	70 mm	208 mm	236 mm	left (L)
8S4=212X83R	8S7=212X83R	12	165 mm	475 mm	73 mm	212 mm	240 mm	right (R)
8S4=211X88L	8S7=211X88L	59	170 mm	460 mm	75 mm	211 mm	243 mm	left (L)
8S4=212X86R	8S7=212X86R	59	165 mm	463 mm	80 mm	212 mm	240 mm	right (R)
8S4=212X93L	8S7=212X93L	56	175 mm	410 mm	78 mm	212 mm	245 mm	left (L)
8S4=215X93R	8S7=215X93R	56	175 mm	502 mm	76 mm	215 mm	239 mm	right (R)
8S4=213X85L	8S7=213X85L	54	175 mm	380 mm	85 mm	200 mm	243 mm	left (L)
8S4=218X85R	8S7=218X85R	54	180 mm	390 mm	67 mm	218 mm	245 mm	right (R)
8S4=214X82L	8S7=214X82L	17	179 mm	450 mm	82 mm	210 mm	250 mm	left (L)
8S4=215X83R	8S7=215X83R	17	175 mm	350 mm	70 mm	215 mm	246 mm	right (R)
8S4=218X85L	8S7=218X85L	8	187 mm	405 mm	75 mm	210 mm	234 mm	left (L)
8S4=218X83R	8S7=218X83R	8	180 mm	390 mm	70 mm	190 mm	240 mm	right (R)
8S4=220X91L	8S7=220X91L	11	175 mm	410 mm	75 mm	210 mm	236 mm	left (L)
8S4=214X90R	8S7=214X90R	11	181 mm	453 mm	76 mm	214 mm	230 mm	right (R)
8S4=221X81L	8S7=221X81L	51	182 mm	468 mm	70 mm	221 mm	251 mm	left (L)
8S4=225X82R	8S7=225X82R	51	183 mm	360 mm	67 mm	210 mm	240 mm	right (R)
8S4=228X84L	8S7=228X84L	53	180 mm	445 mm	73 mm	228 mm	250 mm	left (L)
8S4=222X84R	8S7=222X84R	53	170 mm	360 mm	78 mm	222 mm	244 mm	right (R)
8S4=228X88L	8S7=228X88L	52	186 mm	345 mm	72 mm	228 mm	250 mm	left (L)
8S4=228X89R	8S7=228X89R	52	194 mm	325 mm	77 mm	213 mm	2,550 mm	right (R)
8S4=232X94L	8S7=232X94L	55	184 mm	420 mm	76 mm	220 mm	270 mm	left (L)
8S4=230X93R	8S7=230X93R	55	184 mm	390 mm	75 mm	230 mm	250 mm	right (R)
8S4=238X92L	8S7=238X92L	14	187 mm	465 mm	71 mm	238 mm	255 mm	left (L)
8S4=244X94R	8S7=244X94R	14	179 mm	455 mm	70 mm	244 mm	260 mm	right (R)

- The entire SkinNatural colour palette is produced with seven colours. The new 646M47 colour scale helps to select the right sample.
- Available in 18 different shades.
- When ordering, please add the colour code according to the colour sample set (article no. 646M3) to the article number.
- In addition to the standard prosthetic glove, Ottobock also offers additional models of the Skin Natural series. The multilayer structure of the gloves gives them a depth effect so that they have a very vivid appearance. Please add an N before the = in the article number.
- Available in 18 different shades. When ordering, please add the colour sample set according to the 646M3 colour swatches to the end of the article number.



## 12R6 Transhumeral modular kit

The modular structural component set contains the components for an upper arm prosthesis. Suitable for short and long above-elbow residual limbs with passive elbow lock as well as upper arm and forearm rotation.

### Key features

- Passive elbow lock
- Upper arm and forearm rotation
- Tubes can be individually shortened in the defined range
- 13R6 adapter for long residual limbs included

### Technical data

Article number	Side
12R6=R	right (R)
12R6=L	left (L)

### Information material

647G471=ALL_INT	Instructions for use   12R6, 12R7, 13R1
-----------------	-----------------------------------------



## 12R7 Shoulder disarticulation modular kit

The modular structural component set contains components for a shoulder disarticulation prosthesis with passive elbow lock.

### Key features

- Passive elbow lock
- Upper arm and forearm rotation
- Tubes can be individually shortened in the defined range
- 13R7 adapter for connection to the 12S4 Ottobock shoulder joint included

### Technical data

Article number	Side
12R7=L	left (L)
12R7=R	right (R)

### Information material

647G471=ALL_INT	Instructions for use   12R6, 12R7, 13R1
-----------------	-----------------------------------------

## Accessories/spare parts for 12R6, 12R7



### 15K10 Foam modular kit

The modular foam kit contains two pre-shaped foam blocks as shaping elements in combination with the 12R6 and 12R7 modular sets. The forearm circumference is 300 mm, and the shape of the blocks can be customised.

#### Technical data

Article number	Forearm circumference
15K10	300 mm



### 13Y1 Flexion cable retainer

Flexion cable retainer for use on the forearm tube.

#### Technical data

Article number
13Y1



### 13R9 Connection ring with groove

Connection disc with groove for attaching the perlon frizz stockinette to the wrist joint.

#### Technical data

Article number	Outside Ø	For hand size
13R9=45	45 mm	6 3/4
13R9=50	50 mm	7 1/4
13R9=55	55 mm	7 3/4, 8
13R9=65	65 mm	Passive prosthetic hands (adaptable)



## 16X12 Elbow joint bars

Two joint bars for arm prostheses, usable on both sides. One joint bar has a swivelling cable lock and 18 locking positions in 7.2° increments. The other joint bar has a flat bar profile and no lock.

### Technical data

Article number	Head Ø	Material	Quantity unit
16X12	30 mm	Stainless steel	Pair

### Information material

647G472=ALL_INT	Instructions for use   16X12, 16X13, 16X14, 16Y27, 16Y31=N
-----------------	------------------------------------------------------------



## 16X13 Elbow joint bar with cable lock

Joint with swivelling cable lock, 18 locking positions in 7.2° increments, flat bar profile, suitable for both sides, for arm prostheses. Head diameter of 30 mm, joint bar length of 320 mm (top and bottom), joint bar width/thickness: 14 / 2 mm.

### Technical data

Article number	Head Ø	Material	Quantity unit
16X13	30 mm	Stainless steel	Piece

### Information material

647G472=ALL_INT	Instructions for use   16X12, 16X13, 16X14, 16Y27, 16Y31=N
-----------------	------------------------------------------------------------



## 16X14 Elbow joint bar without lock

The joint is freely moveable with a flat joint bar profile. Head diameter of 30 mm, joint bar length of 320 mm (top and bottom), joint bar width/thickness: 14 / 2 mm.

### Technical data

Article number	Head Ø	Material	Quantity unit
16X14	30 mm	Stainless steel	Piece

### Information material

647G472=ALL_INT	Instructions for use   16X12, 16X13, 16X14, 16Y27, 16Y31=N
-----------------	------------------------------------------------------------



## Accessories/spare parts for 16X12, 16X13, 16X14



### 16Y27 Joint Piece with Cable Lock

Joint piece with cable lock. 18 locking positions in 7.2° increments, suitable for both sides. With joint bracket and socket screws (oval head screws). Compatible with 12K27, 16X12 and 16X13.

#### Technical data

Article number	Quantity unit
16Y27	Piece

#### Information material

647G472	Instructions for use   16X12, 16X13, 16X14, 16Y27, 16Y31=N
---------	------------------------------------------------------------



### 16Y31 Joint Piece without Lock

Joint piece without lock, compatible with 16X12 and 16X14. With joint bracket and socket screws.

#### Technical data

Article number	Quantity unit
16Y31=N	Piece

#### Information material

647G472	Instructions for use   16X12, 16X13, 16X14, 16Y27, 16Y31=N
---------	------------------------------------------------------------



### 16Y26 Pull cable

The pull cable with threaded connection is a spare part for the 12K27 elbow component and the 16X12 and 16X13 elbow joint bars.

#### Technical data

Article number	Quantity unit
16Y26	Piece



### 21Y79 Stirrup with wedge lock

Belt flap with wedge lock, compatible with 16X12 and 16X13 models.

#### Technical data

Article number	Quantity unit
21Y79	Piece



## 12S6 MoveShoulder swing

The MoveShoulder Swing shoulder joint's free swing of up to 40° reduces pressure from the prosthetic socket and allows natural, harmonious movements. Abduction of up to 20° facilitates more comfortable movement patterns during many activities of daily life.

### Key features

- Natural, harmonious movements and reduced pressure from the prosthetic socket thanks to free swing (up to 40°) and abduction (up to 20°)
- Relieves the back and shoulder for improved body posture
- Facilitates hand to mouth activities such as eating and facial care
- Locking is realised using a certain body movement or the sound hand, with no additional control elements such as switches or a body harness
- Can be used with the DynamicArm

### Technical data

Article number	Side	Overall length	Weight
12S6=L	left	230 mm	242 g
12S6=R	right	230 mm	242 g



## 12S4 Ottobock shoulder joint

The double-axis shoulder joint with separate friction and two arm joint bars can be used on both sides and is suitable for users with a forequarter amputation or shoulder disarticulation. It provides two degrees of freedom and permits anteversion/retroversion as well as abduction/adduction movements.

### Key features

- Separate friction
- Two degrees of freedom
- Permits anteversion/retroversion as well as abduction/adduction movements
- With integrated lamination ring (43 mm diameter)
- Connection to elbow component with bars

### Technical data

Article number	Overall length	Lamination ring Ø	Weight
12S4	210 mm	43 mm	134 g

### Information material

647G473=ALL_INT	Instructions for use   12S4, 12S7
-----------------	-----------------------------------



## 12S7 Ottobock ball shoulder joint

The Ottobock ball shoulder joint has a threaded stud M12X1.5.

### Technical data

Article number	with	Weight	Material
12S7	threaded stud M12x1.5	78 g	Light metal

### Information material

647G473=ALL_INT	Instructions for use   12S4, 12S7
-----------------	-----------------------------------

## Accessories/spare parts for 12S6, 12S4, 12S7



### 13Z16 Lamination ring

Spare part for Ottobock 12S4 shoulder joint.

#### Technical data

Article number	Spare part for	User group
13Z16=43	12S4	adults, youths, mature adults



### 13D1 O-ring set

The O-ring set contains spare parts for the 12S6 MovosShoulder Swing.

#### Technical data

Article number	Spare part for	Side
13D1	12S6=L 12S6=R	universal



### 13R1 Modular elbow joint

Modular elbow joint with passive lock.

#### Technical data

Article number	Side
13R1=L	left (L)
13R1=R	right (R)



### 13R3 Light metal piping

Gold anodised light metal piping with a length of 250 mm, with reinforced ring and glide bushing.

#### Technical data

Article number	for	Length	Side
13R3	Modular arm components	250 mm	both sides



### 13G8 Lamination ring

Lamination ring for use with elbow components for children (article no. 12K19=40).

Lamination ring for use with the elbow components with passive lock (article no. 12K5 and 12K20) and the transhumeral modular kit (article no. 12R6).

#### Technical data

Article number	User group	Outside Ø	Spare part for
13G8=54	children, youths	54 mm	12K19
13G8=67	children, youths	67 mm	12R6, 12R6, 12K5, 12K5, 12K20, 12K20



## 501S35 Truss head screw

Socket screw for 12R6, 12R7, 13R5, 13R6 and 13R7.

### Technical data

Article number	for	Thread
501S35=M4X6	12R6, 12R7, 13R5, 13R6 and 13R7	M4



## 501Z2 Cap screw (Allen screw)

501Z2 cap screw as a spare part for various Ottobock adapter systems.

### Technical data

Article number	Spare part for	Thread
501Z2=M4X18	12R6=L 12R6=R	M4



## 10R5 Adapter

Adapter for connecting the 13R3/13R4 tubes and the 13R6/13R7 adapters to the elbow joint. For hand and upper arm rotation.

### Technical data

Article number	for	Connection Ø	Length	Weight
10R5	hand and upper arm rotation	20 mm	30 mm	13 g




## 506G1 Grub screw

Set screw for articles 10R5, 12R6 and 12R7.

### Technical data

Article number	for
506G1=M8X10	
506G1=M4X8	
506G1=M4X6	
506G1=M6X8	
506G1=M8X25	
506G1=M3X10	
506G1=M5X12	
506G1=M6X10	10R5, 12R6, 12R7



## 13X5 Joint ball

Spare part for the Ottobock 12S7 ball shoulder joint.

### Technical data

Article number
13X5



## 10R2 Adapter

Adapter with interior thread for connecting a hook or system hand to modular arm components.  
 Adapter to connect modular arm components to the 12S7 ball shoulder joint with M12X1.5 interior thread.

### Technical data

Article number	Connection Ø	Interior thread
10R2=M12X1.5	20 mm	M12X1.5
10R2=1/2"-20	20 mm	1/2"-20

### Information material

647G454=ALL\_INT Instructions for use | 10R1, 10R2, 10R3, 10R4



## 13R4 Light metal piping

Gold anodised light metal piping with reinforced ring and glide bushing (length: 120 mm).

### Technical data

Article number	for	Length	Side
13R4	Modular arm components	120 mm	both sides



## 13R6 Adapter

Adapter for connecting the 13G8 lamination ring to the elbow joint using the 10R5 adapter.

### Technical data

Article number	for	Side
13R6	Modular arm components	both sides



## 13X3 Friction ring

Spare part for the Ottobock 12S7 ball shoulder joint.

### Technical data

Article number
13X3




## 13X4 Joint clamp

Spare part for the Ottobock 12S7 ball shoulder joint.

### Technical data

Article number
13X4



## 13D2 Shoulder bracket set

The shoulder bracket set contains spare parts for the 12S6 MovoShoulder Swing.

### Technical data

Article number	Spare part for	Side
13D2=R	12S6=R	right
13D2=L	12S6=L	left



## 14Y3 IntoLiner Acclimate

The IntoLiner Acclimate, together with a custom fabricated frame socket, forms the connection between the residual limb and the arm prosthesis. It enhances the comfort of the upper limb prosthesis with its temperature equalising, breathable properties.

### Technical data

Article number	Length	Circumference 1	Circumference 2
14Y3=140	290 mm	140 mm	160 mm
14Y3=160	290 mm	160 mm	205 mm
14Y3=180	290 mm	205 mm	200 mm
14Y3=200	290 mm	200 mm	220 mm
14Y3=220	290 mm	220 mm	240 mm

For correct size selection, measure the circumference 3 cm proximal from the end of the residual limb. Subtract 1 to 2 cm from the measured circumference according to the soft tissue situation.

### Information material

647G772=ALL_INT	Instructions for use   14Y3 IntoLiner Acclimate
-----------------	-------------------------------------------------



## 14Y5 Skeo Up

Robust and featuring a new design, the liner is intended for a residual limb socket up to a length of 100 mm in the area of the upper arm/forearm. Its special outer coating makes it easier to put on and take off. Thanks to the roughened inner contour, it offers a high level of wearing comfort.

### Technical data

Article number	Length	Circumference 1	Circumference 2
14Y5=110	209 mm	110 mm	150 mm
14Y5=140	209 mm	140 mm	160 mm
14Y5=160	209 mm	160 mm	205 mm
14Y5=180	209 mm	205 mm	220 mm
14Y5=200	220 mm	200 mm	220 mm
14Y5=220	220 mm	200 mm	240 mm

For correct size selection, measure the circumference 3 cm proximal from the end of the residual limb. Subtract 1 to 2 cm from the measured circumference according to the soft tissue situation.

### Information material

647G1642=ALL_INT	Instructions for use   14Y1, 14Y5 Skeo Up
------------------	-------------------------------------------

## Accessories/spare parts for 14Y3, 14Y5



### 14A111 Dummy set

Dummy set for aligning a prosthesis with the Ottobock silicone ArmLiner. The set consists of one pin dummy with a thread and one without as well as a shape dummy for the lamination ring.

### Technical data

Article number
14A111



### 14A1 Lock set

Lock set to secure an Ottobock 14Y5 silicone ArmLiner in the prosthetic socket.

### Technical data

Article number	Length
14A1	10.5 mm



## 14A110 Lock with release pin

Lock with release pin serves as a spare part for 14A1.

### Technical data

Article number	Spare part for	Length
14A110	14A1	9 mm



## 640F18 Donning spray

The donning spray for Ottobock Skeo liners and prosthetic gloves (silicone, PVC) is needed among other things for putting on and removing the liner or prosthetic glove.

### Technical data

Article number	for	Contents
640F18	Prosthetic gloves and liners	90 ml
640F18=900	Prosthetic gloves and liners	900 ml



## 453H10 Derma Clean

Derma Clean is a special cleaning lotion for highly stressed skin. The pH-neutral lotion featuring an antibacterial formula is free of alkali and phosphates. Derma Clean is also suitable for cleaning the prosthesis, orthosis or liner.

### Technical data

Article number	Order unit	Packaging	Contents
453H10-N	Bottle	Package of 6	300 ml
453H10=1-N	Bottle	1 piece	300 ml

### Information material

646D396=GB	Product information – Derma skin care series
------------	----------------------------------------------



## 453H14 Derma Repair

Derma Repair provides special basic skin care with panthenol and vitamin E to regenerate highly stressed skin. It soothes irritated skin and makes it noticeably more supple and elastic. Using Derma Repair also promotes the skin's blood circulation and cell growth.

### Technical data

Article number	Order unit	Packaging	Contents
453H14	Bottle	Package of 6	200 ml
453H14=1	Bottle	1 piece	200 ml

### Information material

646D396=GB	Product information – Derma skin care series
------------	----------------------------------------------



## 453H12 Derma Prevent

Derma Prevent provides special protection for highly stressed skin. The lotion prevents chafing, protects the skin and keeps it soft and supple. It also inhibits contact with external allergens and reduces perspiration and odour formation.

### Technical data

Article number	Order unit	Packaging	Contents
453H12	Bottle	Package of 6	100 ml
453H12=1	Bottle	1 piece	100 ml

### Information material

646D396=GB	Product information – Derma skin care series
------------	----------------------------------------------



## 14A107 Pin

The pin is available in various lengths.

### Technical data

Article number	Length
14A107	23 mm
14A107=1	28 mm
14A107=2	33 mm





**Information material**

647G1279=ALL_INT	Instructions for use (qualified personnel)   21A47=*
646D1544=EN_MASTER	Product brief   Transhumeral soft harness

## 21A47 Transhumeral soft harness

A transhumeral soft harness for upper arm prostheses with myoelectric or passive elbow joints. The comfortable, padded harness consists of a sling and a sleeve and can be removed completely. Users can put it on and take it off with one hand.

**Key features**

- Textile harness
- For passive or myoelectric elbows
- Can be put on and taken off with one hand
- Material absorbs perspiration
- Washable
- Soft material in the armpit equalises pressure
- Physiological swing of the arm due to strap routing on the back
- Attractive design
- The user can make small adjustments themselves and can tighten or loosen the harness in certain situations
- Available in three sizes for both the right and left arms

**Technical data**

Article number	Side	Size	Colour
21A47=L-L-1	left (L)	L	1 Grey
21A47=L-M-1	left (L)	M	1 Grey
21A47=L-S-1	left (L)	S	1 Grey
21A47=R-L-1	right (R)	L	1 Grey
21A47=R-M-1	right (R)	M	1 Grey
21A47=R-S-1	right (R)	S	1 Grey

· The arm strap (article no. 21A48) can also be ordered separately.



**Information material**

647G1674=ALL_INT	Instructions for use   21A35, 21A36
------------------	-------------------------------------

## 21A35 Triple-control above-elbow harness

The triple-control above-elbow harness is used to secure the prosthetic socket and control body-powered prostheses. It is compatible with right and left-side prostheses.

**Technical data**

Article number	Design of cable pull
21A35=1	Perlon cable



## 21A36 Below-elbow harness

The below-elbow harness is intended for fixation of the prosthetic socket and for control of body-powered prostheses. It is compatible with right and left-side prostheses.

### Key features

- Serves to secure the prosthetic socket
- Control of body-powered prostheses
- With integrated perlon cable (article no. 21A36=1) or plastic-coated steel cable (article no. 21A36=2).
- Suitable for prostheses on the right and left sides

### Technical data

Article number	Design of cable pull
21A36=1	Perlon cable

### Information material

647G1674=ALL\_INT Instructions for use | 21A35, 21A36

## Accessories/spare parts for 21A47, 21A35, 21A36



## 651D4 Steel cable, coated

The steel cable is wrapped inside a plastic sheath.

### Technical data

Article number
651D4=2
651D4=1.16



## 21A37 Bowden cable

The Bowden cable is a spare part for the 21A35=1 triple-control above-elbow harness and the 21A36=1 below-elbow harness.

### Technical data

Article number	Spare part for	Length	Diameter
21A37=1	21A35=1 21A36=1	500 mm	4 mm



## 10Y31 Ball-shaft adapter

Together with the 10Y32=\* coupler, the ball-shaft adapter forms a connecting element.

### Technical data

Article number	for	Width	Length	Weight
10Y31=1	21A18=2 Perlon cable	5 mm	14.5 mm	1 g
10Y31=2	651D4=2 Steel cable	5 mm	14.5 mm	1 g
10Y31=7	3/64" steel cable	5 mm	14.5 mm	1 g
10Y31=8	1/16" steel cable	5 mm	14.5 mm	1 g
10Y31=9	3/32" steel cable	5 mm	14.5 mm	1 g



## 10Y32 Coupler

Together with the 10Y31=\* ball-shaft adapter, the coupler forms a connecting element.

### Technical data

Article number	for	Width	Length	Weight
10Y32=1	21A18=2 Perlon cable	6,5 mm	20 mm	1,6 g
10Y32=2	651D4=2 Steel cable	6,5 mm	20 mm	1,6 g



## 21Y194 Ring

The harness ring has an integrated cable guide.

### Technical data

Article number	Spare part for	Outside Ø
21Y194	21A35=1 21A36=1	71 mm



## 21Y195 Stainless steel buckle

Stainless steel buckle for positioning and fixing the harness strap.

### Technical data

Article number	Spare part for	Width	Length
21Y195=25	21A35=1 21A36=1	18 mm	31 mm



## 21Y197 Connecting bracket

The connecting bracket is a spare part for both the 21A36 below-elbow harness and 21A35 triple-control above-elbow harness.

### Technical data

Article number	Spare part for	Width	Length
21Y197=1	21A35=1 21A36=1	71 mm	100 mm



## 21A38 Axilla pad set

Axilla pad set made of white foam.

### Technical data

Article number	Spare part for	Weight	Contents	Material	Colour
21A38	21A35=1 21A36=1	30 g	5 Piece(s)	Foam	6 White



## 21Y199 Strap buckle

Strap buckle for a seamless connection between the 623G23 elastic harness strap and the prosthetic socket. Consisting of sleeve, lower part, upper part and spacer sleeve.

### Technical data

Article number	Spare part for	Width	Length
21Y199	21A35=1 21A36=1	29 mm	38.5 mm



## 21Y203 Spacer sleeve

The spacer sleeve is a spare part for the 21Y199 strap buckle.

### Technical data

Article number	Spare part for	Outside Ø
21Y203	21A35=1 21A36=1	8 mm



## 503F3 Socket screw with Allen head

Socket screw with Allen head.

### Technical data

Article number	Thread	Thread length	Head Ø	Minimum order quantity
503F3=M4X8-20	M4	7 mm	8 mm	20 piece(s)
503F3=M4X8-100	M4	7 mm	8 mm	100 piece(s)



## 623G23 Elastic harness strap

Elastic harness strap in white with tunnel-shaped cable guide.

### Technical data

Article number	Width	Length	Order unit
623G23	25 mm	Roll of 100 m	linear metres



## 623H23 Harness strap

The white harness strap is an option for the upper arm, forearm and body harnesses.

### Technical data

Article number	Width	Length	Order unit
623H23	25 mm	Roll of 100	linear metres
623H23=60	25 mm	60 cm	linear metres
623H23=160	25 mm	160 cm	linear metres



## 21A18 Perlon cable

The perlon cable is an accessory for the triple-control upper arm harness (article number 21A35=1) and the below-elbow harness (article number 21A36=1).

### Technical data

Article number	Diameter	Length	Order unit
21A18=2X1	2 mm	1 m	linear metres
21A18=2X5	2 mm	5 m	linear metres
21A18=2X10	2 mm	10 m	linear metres
21A18=2X25	2 mm	25 m	linear metres



## 29C5 Setting nut

Setting nut (knurled), stainless steel.

### Technical data

Article number	Thread	Head Ø	Shoulder Ø	Length
29C5=M4X7X2.4	M4	7 mm	5.5 mm	2.4 mm
29C5=M4X7	M4	7 mm	5.5 mm	3.6 mm
29C5=M4X9	M4	9 mm	5.5 mm	3.6 mm
29C5=M5X18	M5	18 mm	6.5 mm	3.6 mm



## 10Y3 Cable clamp

The cable clamp is a spare part for body harnesses.

### Technical data

Article number	for
10Y3	21A35=* Triple-control upper arm harness



### 10Y25 Clamp sleeve, short

The short clamp sleeve is used for crimping onto the 651D4=2 steel cable.

**Technical data**

Article number	for	Width	Length	Weight
10Y25	651D4=2 steel cable (1A35=2 / 21A36=2 body harnesses)	4 mm	3.5 mm	0,16 g



### 10Y26 Clamp sleeve, long

The clamp sleeve is used for crimping onto the 651D4=2 steel cable.

**Technical data**

Article number	for	Width	Length	Weight
10Y26	651D45=2 steel cable (21A35=2 / 21A36=2 body harness)	4 mm	8 mm	0,3 g




### 21A5 Eyelet cable anchor, large

The bracket is an option for prostheses with a body harness.

**Technical data**

Article number	Contents	Width	Length	Clear width	Weight
21A5	1 Piece(s)	15 mm	35 mm	5 mm	4 g



### 21A6 Spiral nut

The spiral nut is a spare part for body harnesses.

**Technical data**

Article number	Diameter	Weight	Length	Contents	for
21A6	5 mm	1,3 g	20 mm	1 Piece(s)	21A35=* / 21A36=* Body harnesses 21A37=1



### 21A7 Coupling piece

The coupling piece is used in combination with the Perlon cord.

**Technical data**

Article number	Quantity unit
21A7	Piece



### 21A11 Threaded sleeve

The long threaded sleeve is screwed onto the 21A18=2 Perlon cable.

**Technical data**

Article number	for	Diameter	Weight	Contents	Quantity unit
21A11	Perlon cable (21A18=2*)	3,8 mm	0,2 g	1 Piece(s)	Piece



## 21A12 Threaded sleeve

The short threaded sleeve is screwed on the 21A18=2 perlon cable (contents: two pieces).

### Technical data

Article number	Package contents	Quantity unit
21A12	2 piece(s)	Piece



## 21A25 Spring

The spring is used for the coupling piece.

### Technical data

Article number	Quantity unit
21A25	Piece



## 21Y37 Cable strap connector

Cable strap buckle with a clearance width of 25 mm.

### Technical data

Article number	Width	Length	Clear width
21Y37	34 mm	22.5 mm	25 mm



## 623G4 Elastic double strap

This product is compatible with the 29R127 clip closure for a carrying strap. It is manufactured from 42% viscose, 37% cotton and 21% spandex. The outer edge is gently rounded and the length can be adjusted to the individual.

### Technical data

Article number	Length	Width	Colour
623G4=1	1 m	30 mm	Grey/white
623G4=5	5 m	30 mm	Grey/white



## 501S28 Flat head screw

The nickel-plated countersunk head screw is used for the 16H1 and 16H2.

### Technical data

Article number	Thread length	Thread	Quantity unit
501S28=M3.5X5	5	M3.5	Piece



## 504H3 Hollow rivet

Hollow rivet with open lower part. The head diameter is available in 7 mm, 11 mm and 13 mm.

### Technical data

Article number	Head Ø	Minimum order quantity
504H3=7-100	7 mm	100 piece(s)
504H3=11-100	11 mm	100 piece(s)
504H3=13-100	13 mm	100 piece(s)
504H3=7-1000	7 mm	1,000 piece(s)
504H3=11-1000	11 mm	1,000 piece(s)
504H3=13-1000	13 mm	1,000 piece(s)




## 514Z3 Loop

The strap is an accessory for the upper arm and below-elbow harness.

### Technical data

Article number	Clear width
514Z3=25	25 mm



## 736Y6 Crimping tool

Crimping tool for crimping the coupling screw and clamp sleeve as well as the 10Y31=2 ball shaft adapter and the 10Y32=2 coupler onto the 651D4=2 steel cable.

### Technical data

Article number	Height	Length of work surface	Width	Length	Weight
736Y6	26.5 mm	60 mm	40 mm	30 mm	196 g

### Information material

647H13	Instructions for use (user/technician)   736Y6
--------	------------------------------------------------



## 10Y19 Screw coupling

The coupler connects the steel cable and perlon cable, spectra cable or two perlon cables. It consists of a coupling sleeve and coupling screw, which is screwed onto the perlon cable or through which a spectra cable is threaded and knotted.

### Key features

- Serves as a connection piece between a steel cable and perlon cable or spectra cable
- Consists of the coupling sleeve and coupling screw

### Technical data

Article number	Width	Length	Weight
10Y19=2	6 mm	16 mm	2.1 g




## 516S3 Pad screw head

The threaded support fastener is made of nickel-plated steel and is used to attach straps and harnesses.

### Technical data

Article number	Thread	Thread length	Head Ø	Head height	Base Ø
516S3	M4	5.5 mm	6 mm	6.5 mm	8 mm



## 507S15 Lamination disk, serrated

The serrated lamination disk is an accessory for the 743A18 alignment tool.

### Technical data

Article number	Accessory for	Outside Ø	Borehole Ø	Thickness
507S15	743A18	13.8 mm	3 mm	1.5 mm



## 21A29 Axillary protector for body harnesses

Optional silicone axillary protector for 21A35 and 21A36 body harnesses for increased comfort.

### Technical data

Article number	Width
21A29=18	18 mm
21A29=25	25 mm



## 21A24 Eyelet cable anchor, small

The bracket is an option for prostheses with a body harness.

### Technical data

Article number	for	Clear width
21A24	21A19=* / 21A20=* Old body harness	5 mm







# Socket technologies.

Improved comfort and prosthetic suspension.

Ottobock Socket Technologies ensure that a highly individual part of the prosthesis can be tailor-made to meet the needs of your patient. From individual components to complete custom solutions, we offer an extensive portfolio that lets you assemble the appropriate fitting for your patient.

**On the following pages you will find:**

- Liners
- Socket components and donning aids
- Harnesses
- SiOXC sockets



## 14Y5 Skeo Up

Robust and featuring a new design, the liner is intended for a residual limb socket up to a length of 100 mm in the area of the upper arm/forearm. Its special outer coating makes it easier to put on and take off. Thanks to the roughened inner contour, it offers a high level of wearing comfort.

### Technical data

Article number	Length	Circumference 1	Circumference 2
14Y5=110	209 mm	110 mm	150 mm
14Y5=140	209 mm	140 mm	160 mm
14Y5=160	209 mm	160 mm	205 mm
14Y5=180	209 mm	205 mm	220 mm
14Y5=200	220 mm	200 mm	220 mm
14Y5=220	220 mm		240 mm

For correct size selection, measure the circumference 3 cm proximal from the end of the residual limb. Subtract 1 to 2 cm from the measured circumference according to the soft tissue situation.

### Information material

647G1642=ALL_INT	Instructions for use   14Y1, 14Y5 Skeo Up
------------------	-------------------------------------------



## 14Y3 IntoLiner Acclimate

The IntoLiner Acclimate, together with a custom fabricated frame socket, forms the connection between the residual limb and the arm prosthesis. It enhances the comfort of the upper limb prosthesis with its temperature equalising, breathable properties.

### Technical data

Article number	Length	Circumference 1	Circumference 2
14Y3=140	290 mm	140 mm	160 mm
14Y3=160	290 mm	160 mm	205 mm
14Y3=180	290 mm	205 mm	200 mm
14Y3=200	290 mm	200 mm	220 mm
14Y3=220	290 mm	220 mm	240 mm

For correct size selection, measure the circumference 3 cm proximal from the end of the residual limb. Subtract 1 to 2 cm from the measured circumference according to the soft tissue situation.

### Information material

647G772=ALL_INT	Instructions for use   14Y3 IntoLiner Acclimate
-----------------	-------------------------------------------------

## Accessories/spare parts for 14Y5, 14Y3



## 640F18 Donning spray

The donning spray for Ottobock Skeo liners and prosthetic gloves (silicone, PVC) is needed among other things for putting on and removing the liner or prosthetic glove.

### Technical data

Article number	for	Contents
640F18	Prosthetic gloves and liners	90 ml
640F18=900	Prosthetic gloves and liners	900 ml



## 453H10 Derma Clean

Derma Clean is a special cleaning lotion for highly stressed skin. The pH-neutral lotion featuring an antibacterial formula is free of alkali and phosphates. Derma Clean is also suitable for cleaning the prosthesis, orthosis or liner.

### Technical data

Article number	Order unit	Packaging	Contents
453H10-N	Bottle	Package of 6	300 ml
453H10=1-N	Bottle	1 piece	300 ml

### Information material

646D396=GB	Product information – Derma skin care series
------------	----------------------------------------------



## 453H14 Derma Repair

Derma Repair provides special basic skin care with panthenol and vitamin E to regenerate highly stressed skin. It soothes irritated skin and makes it noticeably more supple and elastic. Using Derma Repair also promotes the skin's blood circulation and cell growth.

### Technical data

Article number	Order unit	Packaging	Contents
453H14	Bottle	Package of 6	200 ml
453H14=1	Bottle	1 piece	200 ml

### Information material

646D396=GB	Product information – Derma skin care series
------------	----------------------------------------------



## 453H12 Derma Prevent

Derma Prevent provides special protection for highly stressed skin. The lotion prevents chafing, protects the skin and keeps it soft and supple. It also inhibits contact with external allergens and reduces perspiration and odour formation.

### Technical data

Article number	Order unit	Packaging	Contents
453H12	Bottle	Package of 6	100 ml
453H12=1	Bottle	1 piece	100 ml

### Information material

646D396=GB	Product information – Derma skin care series
------------	----------------------------------------------



## 14A111 Dummy set

Dummy set for aligning a prosthesis with the Ottobock silicone ArmLiner. The set consists of one pin dummy with a thread and one without as well as a shape dummy for the lamination ring.

### Technical data

Article number
14A111



## 14A1 Lock set

Lock set to secure an Ottobock 14Y5 silicone ArmLiner in the prosthetic socket.

### Technical data

Article number	Length
14A1	10.5 mm



## 14A110 Lock with release pin

Lock with release pin serves as a spare part for 14A1.

### Technical data

Article number	Spare part for	Length
14A110	14A1	9 mm



## 14A107 Pin

The pin is available in various lengths.

### Technical data

Article number	Length
14A107	23 mm
14A107=1	28 mm
14A107=2	33 mm



## 99B83 Tube dummies

The tube dummies are used for fabricating vacuum-formed inner sockets.

### Technical data

Article number	Diameter
99B83=16	16 mm
99B83=21	21 mm



## 99B13 PVC connection tube

The PVC connection tube serves as a connection channel between the inner and outer sockets.

### Technical data

Article number	Diameter	Colour
99B13=16	16 mm	Skin colour
99B13=16-7	16 mm	Black
99B13=21	21 mm	Skin colour
99B13=21-7	21 mm	Black



## 12V10 Tube valve for suction socket

In combination with the electrode (article no. 13E202), the tube valve creates an airtight socket seal. The PVC connection tube (article no. 99B13) is already included in the scope of delivery.

### Technical data

Article number
12V10



## 453A1 Derma Protection ArmComfort

Derma Protection ArmComfort makes the transition from the forearm socket to the upper arm more visually appealing and provides additional support for the prosthesis. The special polymer gel coating, high elasticity and anatomical fit also improve wearer comfort.

### Technical data

Article number	for	Overall length
453A1	Adults	245 mm
453A1=1	Children	160 mm

### Information material

647H1658=ALL_INT	Instructions for use (User)   Derma Protection Arm- Comfort
------------------	-------------------------------------------------------------------



## OC1560 EasyFit Arm donning aid

The EasyFit Arm donning aid saves time and effort when putting on an arm prosthesis with a valve opening.

### Technical data

Article number	Size	Proximal residual limb circumference	Distal residual limb circumference	Residual limb length	Colour	Colour seam
OC1560=KIDS	KIDS	29 cm	15 cm	21 cm	Green	Multi-coloured
OC1560=TR	TR	42 cm	22 cm	25 cm	Green	Orange
OC1560=TH	TH	47 cm	28 cm	34 cm	Green	Dark green

### Information material

646D536=EN	OC1560 EasyFit Arm donning aid product information
------------	----------------------------------------------------

**Information material**

647G1279=ALL_INT	Instructions for use (qualified personnel)   21A47=*
646D1544=EN_MASTER	Product brief   Transhumeral soft harness

## 21A47 Transhumeral soft harness

A transhumeral soft harness for upper arm prostheses with myoelectric or passive elbow joints. The comfortable, padded harness consists of a sling and a sleeve and can be removed completely. Users can put it on and take it off with one hand.

**Key features**

- Textile harness
- For passive or myoelectric elbows
- Can be put on and taken off with one hand
- Material absorbs perspiration
- Washable
- Soft material in the armpit equalises pressure
- Physiological swing of the arm due to strap routing on the back
- Attractive design
- The user can make small adjustments themselves and can tighten or loosen the harness in certain situations
- Available in three sizes for both the right and left arms

**Technical data**

Article number	Side	Size	Colour
21A47=L-L-1	left (L)	L	1 Grey
21A47=L-M-1	left (L)	M	1 Grey
21A47=L-S-1	left (L)	S	1 Grey
21A47=R-L-1	right (R)	L	1 Grey
21A47=R-M-1	right (R)	M	1 Grey
21A47=R-S-1	right (R)	S	1 Grey

· The arm strap (article no. 21A48) can also be ordered separately.

**Information material**

647G1674=ALL_INT	Instructions for use   21A35, 21A36
------------------	-------------------------------------

## 21A35 Triple-control above-elbow harness

The triple-control above-elbow harness is used to secure the prosthetic socket and control body-powered prostheses. It is compatible with right and left-side prostheses.

**Technical data**

Article number	Design of cable pull
21A35=1	Perlon cable

**Information material**

647G1674=ALL_INT	Instructions for use   21A35, 21A36
------------------	-------------------------------------

## 21A36 Below-elbow harness

The below-elbow harness is intended for fixation of the prosthetic socket and for control of body-powered prostheses. It is compatible with right and left-side prostheses.

**Key features**

- Serves to secure the prosthetic socket
- Control of body-powered prostheses
- With integrated perlon cable (article no. 21A36=1) or plastic-coated steel cable (article no. 21A36=2).
- Suitable for prostheses on the right and left sides

**Technical data**

Article number	Design of cable pull
21A36=1	Perlon cable





## 8T350 SiOCX TR socket

The SiOCX sockets for the upper limb - consisting of an HTV silicone inner socket with a carbon prepreg outer socket - impress due to their low weight, functionality and unparalleled comfort. The inner socket is available with Myo contact surfaces as an option, which allow signals to be transmitted directly through the socket to the electrodes.

### Key features

- High surface suspension for excellent fixation on the residual limb
- Soft socket brim that adapts to user movements
- Integrated myoelectric contact surfaces of conductive silicone
- Easy-to-clean system with inner socket that can be sterilised
- Dermatologically tested material
- Flexible ulna opening in the outer socket enhances wearer comfort

### Technical data

<b>Article number</b>
8T350=1

· To order, please use the ordering process and order form at the end of the section.

### Information material

646D438=GB	Information for technicians – SiOCX sockets for upper limbs
647F672=EN_MASTER	Order form   8T350=1 SiOCX TR

## Accessories/spare parts for 8T350



## 8T860 Myo contact surfaces

Contact surfaces made of conductive silicone for the transmission of myoelectric signals directly to the electrodes

### Technical data

<b>Article number</b>
8T860=1

# SiOCX prosthetic sockets. iFab Ordering process.

**1** Send a plaster positive or a well-fitting check socket or definitive socket to Ottobock iFab. The positions of the electrodes, adapter and connections between the inner and outer sockets as well as the position must be marked on the plaster positive. We also require the completed order form for additional information.

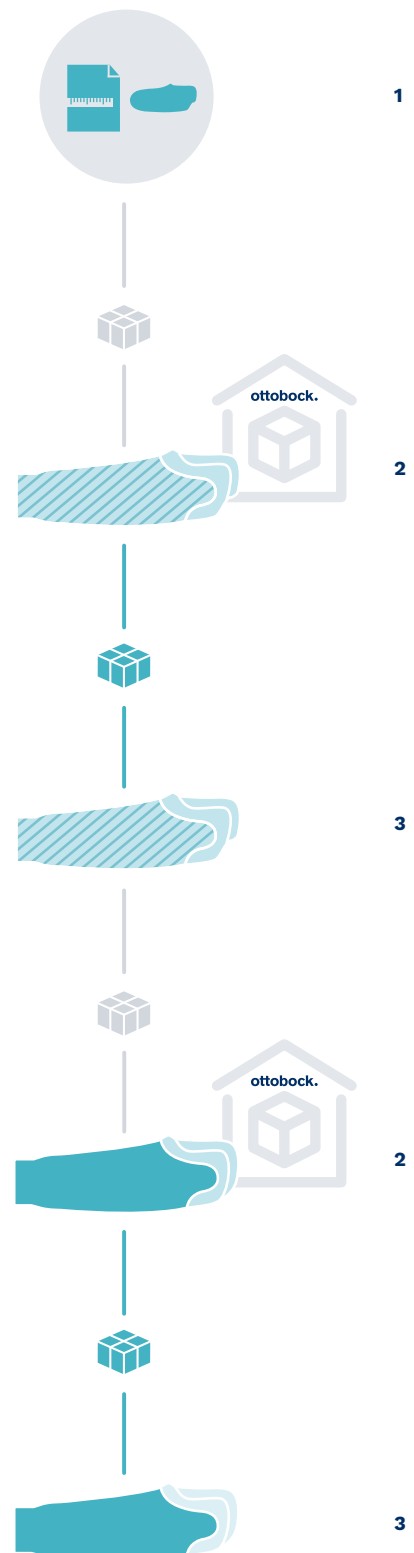
**2** The individual HTV silicone inner socket will be fabricated by Ottobock iFab according to the information provided by the prosthetist.

The inner socket is supplied within 10 working days, along with a rigid foam moulded part and a hand adapter for an interim trial fitting. This allows you to determine the shape, position and length of the prosthesis with precision.

**3** You should then return the silicone inner socket with the rigid foam moulded part and the hand adapter to Ottobock iFab.

**4** The prosthetic socket will now be fabricated for you by Ottobock iFab according to your specifications.

**5** You will receive the definitive SiOCX socket after another 7 working days.



**SiOCX TR Socket 8T350=1**  
iFab Order form.

Page 1/1

Contact person

Customer no.

Date

**Customer**

Company

Street

Postal code City

Email

Patient ID

**Shipping address** (if different from customer address)

Company

Street

Postal code City

Affected side  Left  Right

**Fitting step 1**

**Silicone inner socket**

**Colour of the inner socket**

- Skin colour
- Uni: .....

**Setting nut position**

- Standard
- Own specification: .....

**Electrode receiver**  Without  13E202  13E200

**Rigid foam casting form**

Olecranon – thumb measurement: ..... mm

**Adapter for PVC connection tube**

- 99B13=16 (small)
- 99B13=21 (large)

**Myoelectric contact surfaces**

- Yes (surcharge)
- No

Hand size: .....

**Fitting step 2**

**Prepreg outer socket**

- Flexible outer socket areas**  
(please mark position and size)

**Surface design**

- Finished carbon design  Skin colour
- Designer fabric art. no.: .....

**Length**

- Accept  Shorten by: ..... mm

**Lamination ring**

- Glue in place  Enclose

Comments: .....

.....

.....



## 8T351 SiOCX TR Flex socket

The SiOCX sockets for the upper limb - consisting of an HTV silicone inner socket with a carbon prepreg outer socket - impress due to their low weight, functionality and unparalleled comfort. The inner socket is available with Myo contact surfaces as an option, which allow signals to be transmitted directly through the socket to the electrodes.

### Key features

- High surface suspension for excellent fixation on the residual limb
- Soft socket brim that adapts to user movements
- Integrated myoelectric contact surfaces of conductive silicone
- Easy-to-clean system with inner socket that can be sterilised
- Dermatologically tested material
- Flexible regions in the outer socket enhance wearer comfort
- Enhanced perception of environmental stimuli

### Information material

646D438=GB	Information for technicians – SiOCX sockets for upper limbs
647F673=EN_MASTER	Order form   8T351=1 SiOCX TR Flex

### Technical data

<b>Article number</b>
8T351=1

· To order, please use the ordering process and order form at the end of the section.

## Accessories/spare parts for 8T351



## 8T860 Myo contact surfaces

Contact surfaces made of conductive silicone for the transmission of myoelectric signals directly to the electrodes

### Technical data

<b>Article number</b>
8T860=1

## SiOCX TR Flex 8T351=1 iFab Order form.

Page 1/1

Contact person

Customer no.

Date

### Customer

Company

Street

Postal code City

Email

Patient ID

### Shipping address (if different from customer address)

Company

Street

Postal code City

Affected side  Left  Right

### Fitting step 1

#### Silicone inner socket

##### Colour of the inner socket

- Skin colour
- Uni: .....

##### Setting nut position

- Standard
- Own specification: .....

**Electrode receiver**  Without  13E202  13E200

**Rigid foam moulding** (with receiver for prosthetic hand)

Olecranon-to-thumb measurement: ..... mm

##### Adapter for PVC connection tube

- 99B13=16 (small)
- 99B13=21 (large)
- Valve: .....

##### Myoelectric contact surfaces

- Yes (surcharge)
- No

Hand type: .....

Hand size: .....

### Fitting step 2

#### Flexible outer socket

##### Surface design (silicone)

- Skin colour
- Uni: .....
- Multi-coloured (following approval by phone, or according to enclosed samples)
- 88L3=B anti-stick coating (surcharge)

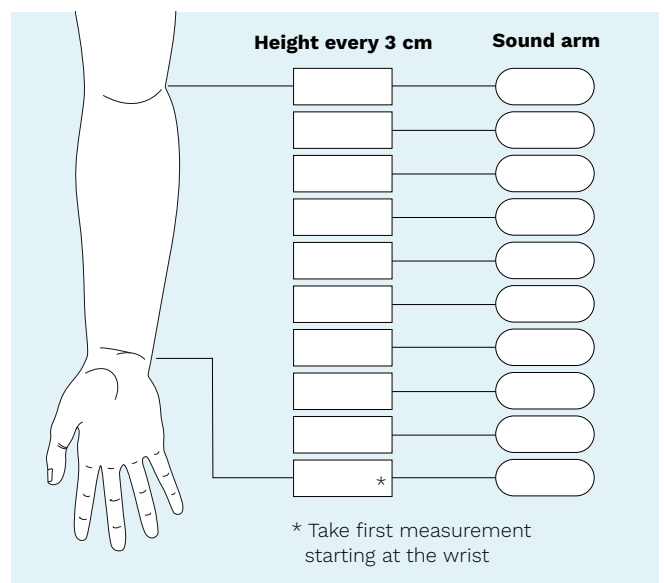
##### Length

- Accept  Shorten by: ..... mm

##### Lamination ring

- Glue in place  Enclose

Michelangelo fittings: please send the lamination ring to iFab





## 8T550 SiOCX socket system, TH

The SiOCX sockets for the upper limb - consisting of an HTV silicone inner socket with a carbon prepreg outer socket - impress due to their low weight, functionality and unparalleled comfort. The inner socket is available with Myo contact surfaces as an option, which allow signals to be transmitted directly through the socket to the electrodes.

### Key features

- High surface adhesion for excellent fixation on the residual limb
- Soft socket brim that adapts to user movements
- Integrated myoelectric contact surfaces made of conductive silicone
- Easy-to-clean system with inner socket that can be sterilised
- Dermatologically tested material
- Openings in the outer socket enhance wearer comfort
- Enhanced perception of environmental stimuli

### Information material

646D438=GB	Information for technicians – SiOCX sockets for upper limbs
647F674=EN_MASTER	Order form   8T550=1 SiOCX TH

### Technical data

<b>Article number</b>
8T550=1

• To order, please use the ordering process and order form at the end of the section.

## Accessories/spare parts for 8T550



## 8T860 Myo contact surfaces

Contact surfaces made of conductive silicone for the transmission of myoelectric signals directly to the electrodes

### Technical data

<b>Article number</b>
8T860=1

**SiOCX TH socket 8T550=1**  
iFab Order form.

Page 1/1

Contact person

Customer no.

Date

Order number

**Customer**

Company

Street

Postal code City

Email

Patient ID

**Shipping address** (if different from customer address)

Company

Street

Postal code City

Affected side  Left  Right

**Fitting step 1**

**Silicone inner socket**

**Colour of the inner socket**

- Skin colour
- Uni: .....

**Setting nut position**

- Standard
- Own specification: .....

**Electrode receiver**  Without  13E202  13E200

**Adapter for PVC connection tube**

- 99B13=16 (small)
- 99B13=21 (large)
- Valve: .....

**Myoelectric contact surfaces**

- Yes (surcharge)
- No

**Fitting step 2**

**Prepreg outer socket**

- Flexible outer socket areas**  
(please mark position and size)

**Surface design (silicone)**

- Finished carbon design
- Skin colour
- Uni: .....
- Designer fabric item no.: .....

**Length**

- Accept  Shorten by: ..... mm

**Lamination ring**

Please send to Ottobock iFab with the dummies included, otherwise these components will be invoiced.

Comments: .....







# Customised silicone prostheses.

Appealing Functional Individual.

Our hands combine sensory, motor as well as social functions. They are always visible – and are a way of introducing ourselves when giving a first impression. The loss of a finger, parts of the hand or the forearm affects the functionality as well as the appearance of the upper limb. Some of those affected prefer to hide their hand from others and are ashamed in public. An established treatment in this context is a fitting with a silicone prosthesis. The prostheses look very natural and are not even noticed at first in everyday life. The deceptively real restoration of the anatomically correct shape and colour of the limb ensures relaxed interactions with others – a key aspect in helping the individual integrate into everyday social and professional life.

## **On the following pages you will find**

- Silicone cover for the upper limb
- Silicone partial hand prosthesis
- Silicone finger prosthesis



## 88A10-12 Custom silicone covers for the upper limb

For many users, a natural outward appearance is just as important as the functional benefits of a prosthesis. Every silicone cover is unique, fabricated by hand and adapted to the appearance of the opposite limb. This creates a natural-looking imitation of your user’s arm and hand as regards size, shape, colouring and anatomical characteristics.

### Key features

- Anatomical, customised restoration of the outer appearance
- Easy to clean with pH-neutral soap and water
- Skin-friendly medical-grade silicone

### Technical data

#### Information material

647F669=EN_JNT	Order form   Upper limb silicone cover
647F285=GB	Technician brochure   Colour determination

Article image	Article number	Description	Product features
	88A12	Silicone cover (hand - elbow) "Classic"	<ul style="list-style-type: none"> <li>• Anatomical shape</li> <li>• Custom silicone cover in two to three colours</li> <li>• Anatomical surface structure</li> <li>• Multi-coloured fingernails made of silicone or acrylic</li> </ul>
	88A10	Silicone cover (hand - elbow) "Natural"	<ul style="list-style-type: none"> <li>• Anatomical shape</li> <li>• Custom silicone cover in 8-10 colours</li> <li>• Anatomical surface structure</li> <li>• Multi-coloured fingernails made of silicone or acrylic</li> </ul>
	88A11	Silicone cover (elbow - shoulder) "Natural"	<ul style="list-style-type: none"> <li>• Anatomical shape</li> <li>• Custom silicone cover in 8-10 colours</li> <li>• Anatomical surface structure</li> <li>• Multi-coloured fingernails made of silicone or acrylic</li> </ul>

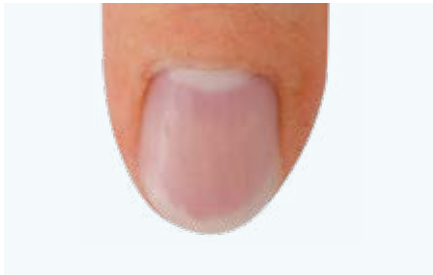
- For the "Natural" variant, the patient must visit an Ottobock Competence Center. Prior to final finishing, a follow-up appointment can also take place in order to optimise the aesthetic appearance.

### Customised products from Ottobock iFab

Ottobock iFab is an extended workbench that serves as your reliable partner for the centralised fabrication of custom devices in orthotics and prosthetics in the era of digital transformation.

For information about iFab products, or if you have questions or comments, please contact us: [ifab@ottobock.com](mailto:ifab@ottobock.com)

## Ordering options for 88A10-12



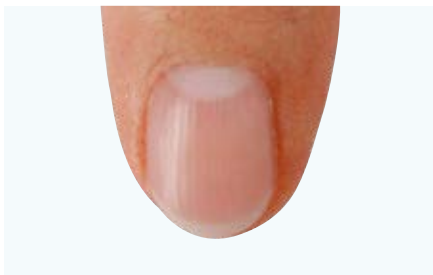
### 88A2=S Multicoloured silicone nails for “Classic” and “Natural”

Silicone nails for silicone partial hand prosthesis

**Technical data**

Article number

88A2=S



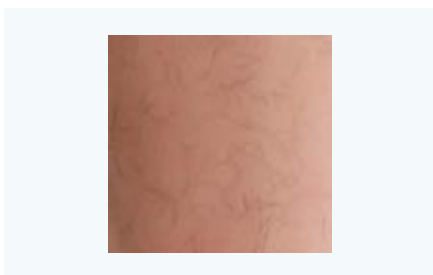
### 88A2=A Multicoloured acrylic nails for “Classic” and “Natural”

Acrylic nails for partial hand prostheses

**Technical data**

Article number

88A2=A



### 88A20=H Hair

Implementation of real hair as on the contralateral side is possible on request, matching the colour, length, shape and thickness.

**Technical data**

Article number

88A20=H



### 88A20=T Tattoo for silicone prostheses

Implementation of special requests, such as applying a tattoo.

**Technical data**

Article number

88A20=T

## Accessories/spare parts for 88A10-12



### 89D4/89D5 Colour determination ring

Colour determination ring for custom prostheses and silicone covers.

**Key features**

- The colour determination ring helps you determine your patient’s skin colour

**Technical data**

Article number

89D4

89D5

Type

28 colors

68 colors

# Upper limb silicone cover. iFab Ordering process.

- 1 Measure the patient's contralateral side and complete the measurement form. Also please take an impression and photos of the contralateral side and determine the colour depending on the type of prosthesis using the colour sheet (647D85=GB) and colour determination ring (89D4).

Please send the following to Ottobock iFab:

- The prosthesis to be coated
- The measurement form
- The colour determination forms
- The impression of the contralateral side
- The photos

- 2 Ottobock iFab will fabricate the silicone cover for you and ship it within 20 working days.

- 3 You receive an easy to clean, functional silicone cover which helps restore the outward appearance of your patient.



Instructions for determining the colour can be found on Ottobock's YouTube channel: Custom silicone products – Colour determination



# Upper limb silicone cover. iFab Order form.

Page 1/5

Contact person

Customer no.

Date

Patient ID

Order number

### Customer

Company

Street

Postal code

City

Email

### Shipping address (if different from customer address)

Company

Street

Postal code

City

Customer order number

Age: .....

Gender  Female  Male

Affected side  Left  Right

### Configuration

- 88A10** Silicone cover (hand – elbow) “Natural”
- 88A11** Silicone cover (elbow – shoulder) “Natural”
- 88A12** Silicone cover (hand – elbow) “Classic”
- 88A2=S** Silicone fingernails (multicoloured)
- 88A2=A** Acrylic fingernails (multicoloured)
- 88A2=NP** Polish acrylic nails (unicoloured)
- 88A20=H** Genuine arm hair (from contralateral side)
- 88A20=T** Tattoo (Implementation of special requests)

### Supplied are

- Complete checklist
- Colour determination as per colour determination sheet
- Assembled prosthesis
- Cast of the contralateral side
- Photos

Comments: .....  
.....  
.....  
.....  
.....  
.....  
.....  
.....  
.....



# Upper limb silicone cover. iFab Colour determination sheet.

Page 3/5

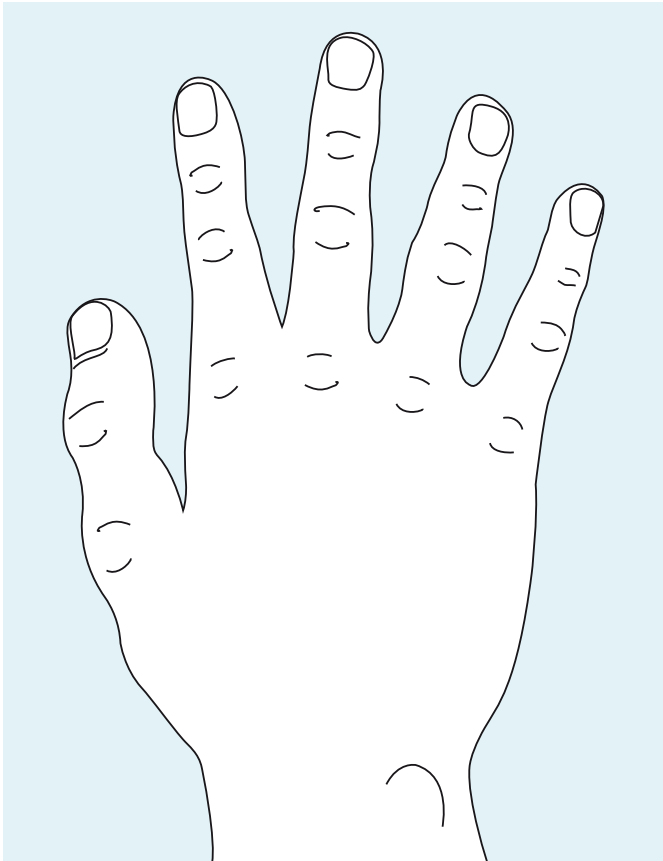
Contact person

Customer no.

Date

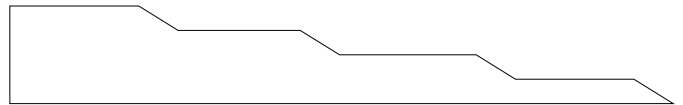
Patient ID

Order number



### Colour sample – colour strength

Use pen to mark skin colours on the sketch



	IV	III*	II	I
Pen		Colour sample		Colour strength
1				
2				
3				
4				
5				
6				
7				
8				
9				
10				

Model blood vessels  Yes  No

\*Use thickness III for the primer.

### Nails

- Acrylic
- Silicone

### Nail length

- Like photo
- mm longer

### Nail shape



### Colour



Nail tip	
Distal edge	
Central	
Proximal edge	
Moon	









## 88A2 Custom silicone partial hand prostheses

Silicone partial hand prostheses offer a functional partial hand replacement, for example after amputations in the metacarpophalangeal joint and mid-hand area. The partial hand replacement provides passive functionality to those affected, such as counter-support when grasping objects. A custom socket design – and the resulting optimal fit of the silicone socket – are indispensable for ensuring functionality.

### Key features

- Anatomical, customised restoration of the outer appearance
- Very comfortable
- Seamless, tapered socket
- Easy to clean with pH-neutral soap and water
- Skin-friendly medical-grade silicone

### Technical data

#### Information material

646A259=GB	Information for technicians – custom silicone partial hand and finger prostheses
646T3=1.1GB	Technical information Impression taking and measurement technique Custom silicone partial hand and finger prostheses
647F667=EN_INT	Order form   Silicone partial hand prosthesis
647G542	Instructions for use (patient)   Customised silicone finger and partial hand prosthesis
647F285=GB	Technician brochure   Colour determination

Article image	Article number	Description	Product features
	88A2=P	Trial prosthesis for “Basic”, “Classic” and “Natural”	<ul style="list-style-type: none"> <li>• Trial prosthesis made of Chlorosil and Pastasil</li> <li>• Permits compression and finger positioning to be adjusted within the four-week trial fitting period</li> <li>• Serves as a template for the definitive prosthesis</li> </ul>
	88A2=HF	Silicone partial hand prosthesis “Basic”	<ul style="list-style-type: none"> <li>• Custom socket design</li> <li>• Anatomical shape</li> <li>• Silicone partial hand prosthesis in one colour</li> <li>• Silicone fingernails in one colour</li> </ul>
	88A2=HS	Silicone partial hand prosthesis “Classic”	<ul style="list-style-type: none"> <li>• Custom socket design</li> <li>• Custom anatomical shape</li> <li>• Two to three individual skin tones, matching the contralateral side</li> <li>• Anatomical surface structure</li> <li>• Custom nail design</li> </ul>
	88A2=F	Silicone partial hand prosthesis “Natural”	<ul style="list-style-type: none"> <li>• Custom socket design</li> <li>• Custom anatomical shape</li> <li>• Six to eight individual skin tones, matching the contralateral side</li> <li>• Anatomical surface structure</li> <li>• Custom multi-coloured nail design</li> </ul>

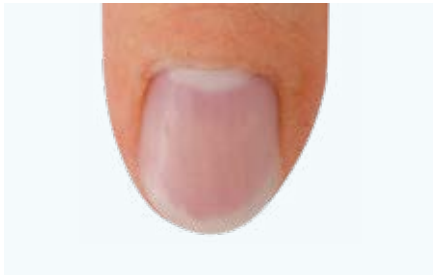
• For the “Natural” variant, the patient must visit an Ottobock Competence Center. Prior to final finishing, a follow-up appointment can also take place in order to optimise the aesthetic appearance.

### Customised products from Ottobock iFab

Ottobock iFab is an extended workbench that serves as your reliable partner for the centralised fabrication of custom devices in orthotics and prosthetics in the era of digital transformation.

For information about iFab products, or if you have questions or comments, please contact us: [ifab@ottobock.com](mailto:ifab@ottobock.com)

## Ordering options for 88A2



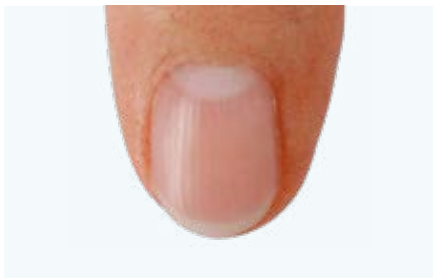
### 88A2=S Multicoloured silicone nails for “Classic” and “Natural”

Silicone nails for silicone partial hand prosthesis

**Technical data**

Article number

88A2=S



### 88A2=A Multicoloured acrylic nails for “Classic” and “Natural”

Acrylic nails for partial hand prostheses

**Technical data**

Article number

88A2=A



### 88A20=H Hair

Implementation of real hair as on the contralateral side is possible on request, matching the colour, length, shape and thickness.

**Technical data**

Article number

88A20=H



### 88A20=T Tattoo for silicone prostheses

Implementation of special requests, such as applying a tattoo.

**Technical data**

Article number

88A20=T

## Accessories/spare parts for 88A2



### 89D4/89D5 Colour determination ring

Colour determination ring for custom prostheses and silicone covers.

**Key features**

- The colour determination ring helps you determine your patient’s skin colour

**Technical data**

Article number

89D4

89D5

Type

28 colors

68 colors

# Silicone partial hand prosthesis. iFab Ordering process.

**1** As the orthopaedic technician, you are responsible for determining the shape and colour as well as ordering the prosthesis:

The shape includes:

- Measuring the patient's residual limb
- Completing the measurement form
- Taking informative photos of the left and right hand
- Making an impresil negative of the contralateral side including MCP and neighboring fingers.

Depending on the prosthesis version, determine the colour using the colour sheet (647F285=GB) and the colour ring (89D4).


The order forms must be fully completed before placing the order.

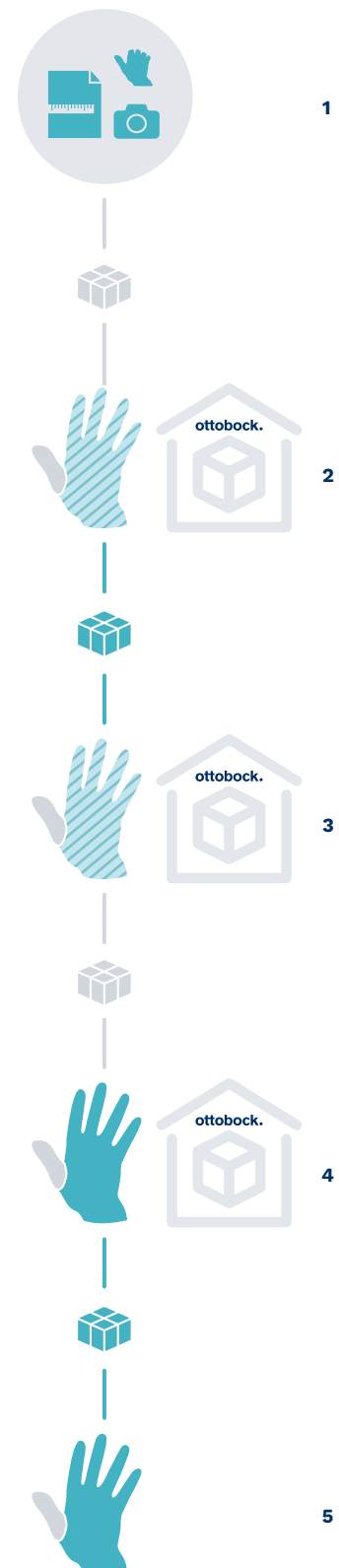
**2** Ottobock iFab will fabricate the trial prosthesis according to your specifications and ship it within 10 working days.

**3** You as the orthopaedic technician can provide your patient with the trial prosthesis for approximately 4 weeks for testing. **If required, you modify the trial prosthesis yourself, please create a photo documentation with worn trial prosthesis.** After the test phase, please return the trial prosthesis to Ottobock iFab.

**4** Ottobock iFab will fabricate the definitive prosthesis according to your specifications and ship it within 15 working days.

**5** When the definitive prosthesis is received, you can fit your patient with a functional and aesthetically appealing silicone partial hand prosthesis.

 Instructions for determining the colour can be found on Ottobock's YouTube channel: Custom silicone products – Colour determination



# Silicone partial hand prosthesis. iFab Order form.

Page 1/4

Contact person	Customer no.	Date
Patient ID	Order number	

**Customer**

Company	
Street	
Postal code	City
Email	
Patient ID	

**Shipping address** (if different from customer address)

Company	
Street	
Postal code	City
Customer order number	

**Age:** .....

**Gender**       Female    Male

**Affected side**    Left    Right

**Configuration**

- 88A2=P** Trial prosthesis
- 88A2=HF** Definitive prosthesis "Basic"
- 88A2=HS** Definitive prosthesis "Classic"
- 88A2=F** Definitive prosthesis "Natural"
- Silicone fingernails (unicoloured)
- 88A2=S** Silicone fingernails (multicoloured)
- 88A2=A** Acrylic fingernails (multicoloured)
- Polish acrylic nails (unicoloured)
- Hair made from real hair
- 88A20=T** Tattoo (Implementation of special requests)

**Supplied are**

- Colour determination as per colour determination sheet
- Photos of the affected and contralateral side
- Casting

**Case history**

Finger joints:                      Bone end:

<input type="radio"/> Free moving	<input type="radio"/> Wide
<input type="radio"/> Limited motion	<input type="radio"/> Pointed

**Diagnosis**

- Accident
- Dysmelia
- Other .....
- Arm length differences
- Accompanying disease

**Affected Fingers**

Left hand:    I    II    III    IV    V                      Right hand:    I    II    III    IV    V

Comments: .....

.....

## Silicone partial hand prosthesis. iFab Measurement form.

Page 2/4

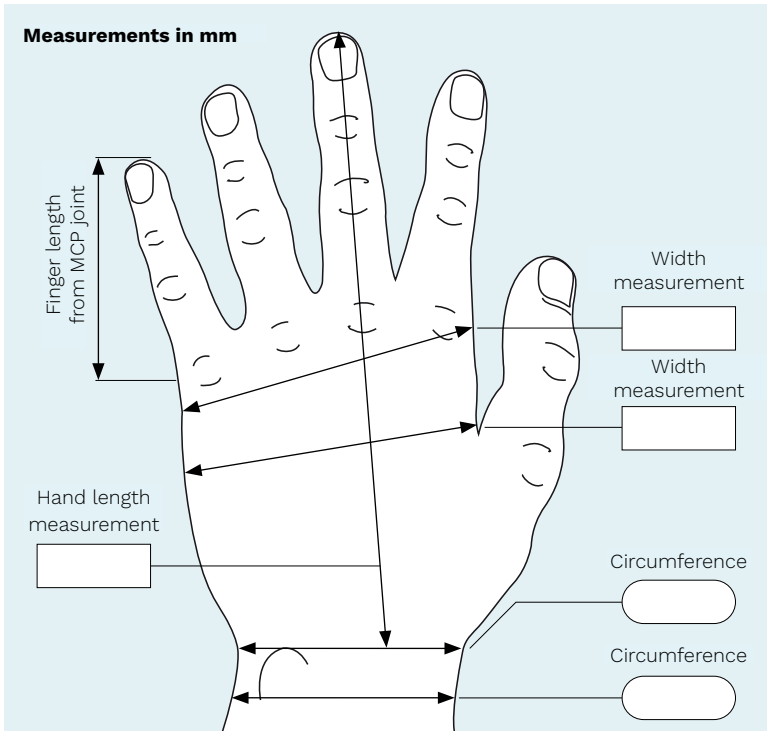
Contact person

Customer no.

Date

Patient ID

Order number

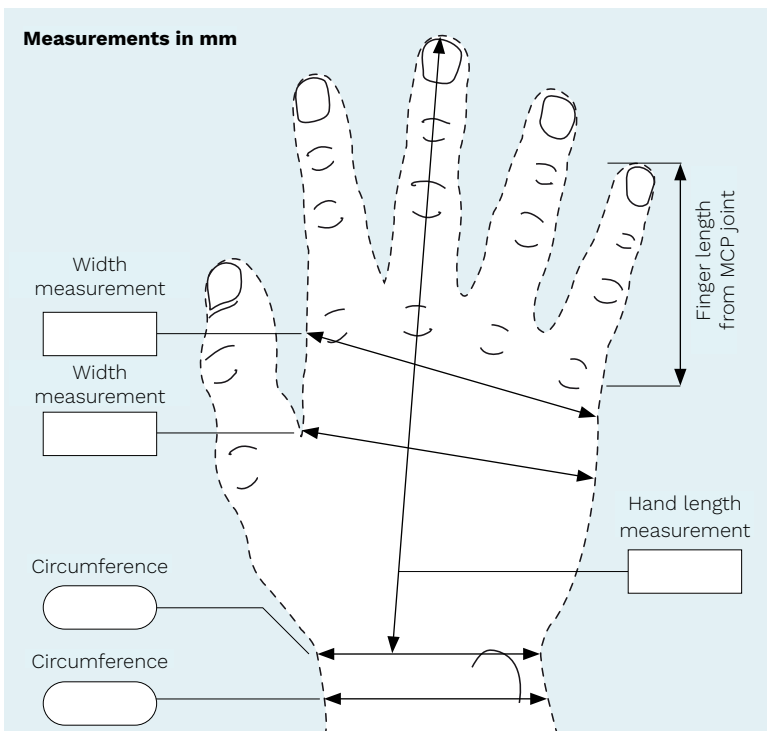


### Measurement form contralateral side

Please mark the circumferences of the contralateral side. Take the finger length measurements from the highest point of the MCP joint to the fingertip in a relaxed, functional position.

### Finger measurements (mm)

D	I	II	III	IV	V
DIP (circumference)					
PIP-DIP (circumference)					
MCP-PIP (circumference)					
Finger length from MCP joint					



### Measurement form amputated side

**!** Please mark the **course of the amputation** on the sketch on the left or freehand on the back with corresponding circumference/length measurements.

### Finger measurements (mm)

D	I	II	III	IV	V
DIP (circumference)					
PIP-DIP (circumference)					
MCP-PIP (circumference)					
Finger length from MCP joint					

# Silicone partial hand prosthesis. iFab Colour determination sheet.

Page 3/4

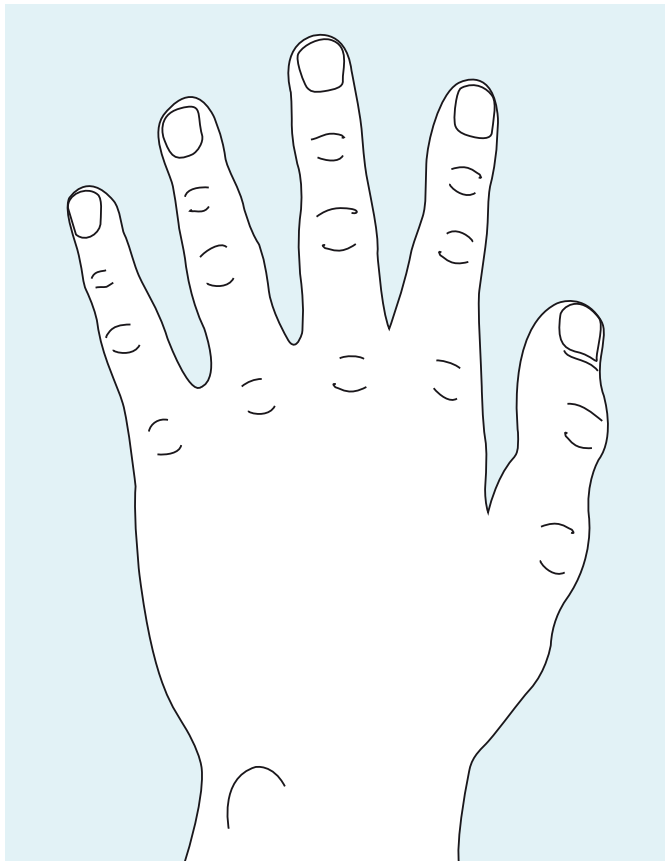
Contact person

Customer no.

Date

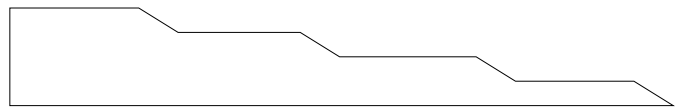
Patient ID

Order number



### Colour sample – colour strength

Use pen to mark skin colours on the sketch



	IV	III*	II	I
Pen		Colour sample		Colour strength
1				
2				
3				
4				
5				
6				
7				
8				
9				
10				

Model blood vessels  Yes  No

\*Use thickness III for the primer.

### Nails

- Acrylic
- Silicone

### Nail length

- Like photo
- ..... mm longer

### Nail shape



### Colour



Nail tip	
Distal edge	
Central	
Proximal edge	
Moon	







## 88A1 Custom silicone finger prostheses

The custom designed silicone finger prosthesis, which is matched to the hand of your patient, offers a high level of functional benefits, such as counter-support for grasping objects, good finger grip for handling coins or using a keyboard and controls in everyday life. The silicone finger prosthesis is secured to the residual limb without inconvenient closures.

### Key features

- Anatomical, customised restoration of the outer appearance
- Very comfortable
- Easy to clean with pH-neutral soap and water
- Skin-friendly medical-grade silicone

### Technical data

#### Information material

646A259=GB	Information for technicians – custom silicone partial hand and finger prostheses
646T3=1.1GB	Technical information Impression taking and measurement technique Custom silicone partial hand and finger prostheses
647F668=EN_INT	Order form   Silicone finger prosthesis
647G542	Instructions for use (patient)   Customised silicone finger and partial hand prosthesis
647F285=GB	Technician brochure   Colour determination

Article image	Article number	Description	Product features
	88A1=P	Trial finger for "Basic", "Classic" and "Natural"	<ul style="list-style-type: none"> <li>• Serves as a template for the definitive prosthesis</li> </ul>
	88A1=FF	Silicone finger prosthesis "Basic"	<ul style="list-style-type: none"> <li>• Custom socket design</li> <li>• Anatomical shape</li> <li>• Single-colour silicone finger</li> <li>• Single-colour silicone fingernail</li> <li>• Little surface structure</li> </ul>
	88A1=FS	Silicone finger prosthesis "Classic"	<ul style="list-style-type: none"> <li>• Custom socket design</li> <li>• Custom anatomical shape</li> <li>• Two to three individual skin tones, matching the contralateral side</li> <li>• Anatomical surface structure</li> <li>• Custom nail design</li> </ul>
	88A1	Silicone finger prosthesis "Natural"	<ul style="list-style-type: none"> <li>• Custom socket design</li> <li>• Custom anatomical shape</li> <li>• Six to eight individual skin tones, matching the contralateral side</li> <li>• Anatomical surface structure</li> <li>• Custom multi-coloured nail design</li> </ul>

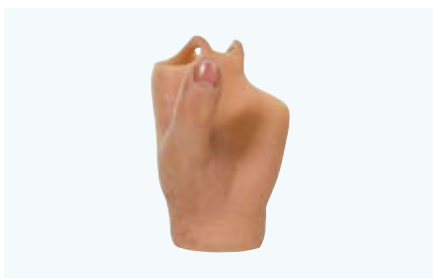
• For the "Natural" variant, the patient must visit an Ottobock Competence Center. Prior to final finishing, a follow-up appointment can also take place in order to optimise the aesthetic appearance.

#### Customised products from Ottobock iFab

Ottobock iFab is an extended workbench that serves as your reliable partner for the centralised fabrication of custom devices in orthotics and prosthetics in the era of digital transformation.

For information about iFab products, or if you have questions or comments, please contact us: [ifab@ottobock.com](mailto:ifab@ottobock.com)

## Ordering options for 88A1



## 88A2 Metacarpus fixation silicone finger prosthesis

The metacarpus fixation is used when the length of the residual limb is not sufficient for a single finger fitting.

### Technical data

Article number	Description
88A2=M-HF	Metacarpus fixation "Basic" finger prosthesis
88A2=M-HS	Metacarpus fixation "Classic" finger prosthesis
88A2=M-F	Metacarpus fixation "Natural" finger prosthesis



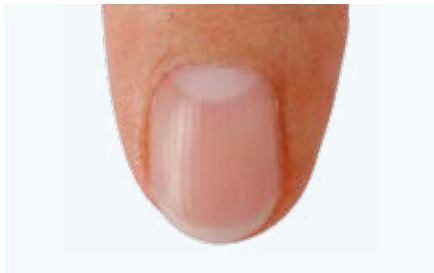
### 88A1=S Multicoloured silicone nails for “Classic” and “Natural”

Multi-coloured silicone nail for silicone finger prostheses

**Technical data**

**Article number**

88A1=S



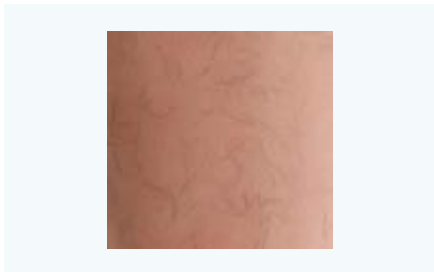
### 88A1=A Multicoloured acrylic nails for “Classic” and “Natural”

Acrylic nail for silicone finger prosthesis

**Technical data**

**Article number**

88A1=A



### 88A20=H Hair

Implementation of real hair as on the contralateral side is possible on request, matching the colour, length, shape and thickness.

**Technical data**

**Article number**

88A20=H



### 88A20=T Tattoo for silicone prostheses

Implementation of special requests, such as applying a tattoo.

**Technical data**

**Article number**

88A20=T

## Accessories/spare parts for 88A1



### 89D4/89D5 Colour determination ring

Colour determination ring for custom prostheses and silicone covers.

**Key features**

- The colour determination ring helps you determine your patient’s skin colour

**Technical data**

Article number	Type
89D4	28 colors
89D5	68 colors

# Silicone finger prosthesis. iFab Ordering process.

**1** As the orthopaedic technician, you are responsible for determining the shape and colour as well as ordering the prosthesis:

The shape includes:

- Measuring the patient's residual limb
- Completing the measurement form
- Taking informative photos of the left and right hand
- Making an Impresil negative of the affected and the contralateral sides

Depending on the prosthesis version, determine the colour using the colour sheet (647F285=GB) and the colour ring (89D4).

The order forms must be fully completed before placing the order.


**2** Ottobock iFab will fabricate the trial prosthesis according to your specifications and ship it within 10 working days.

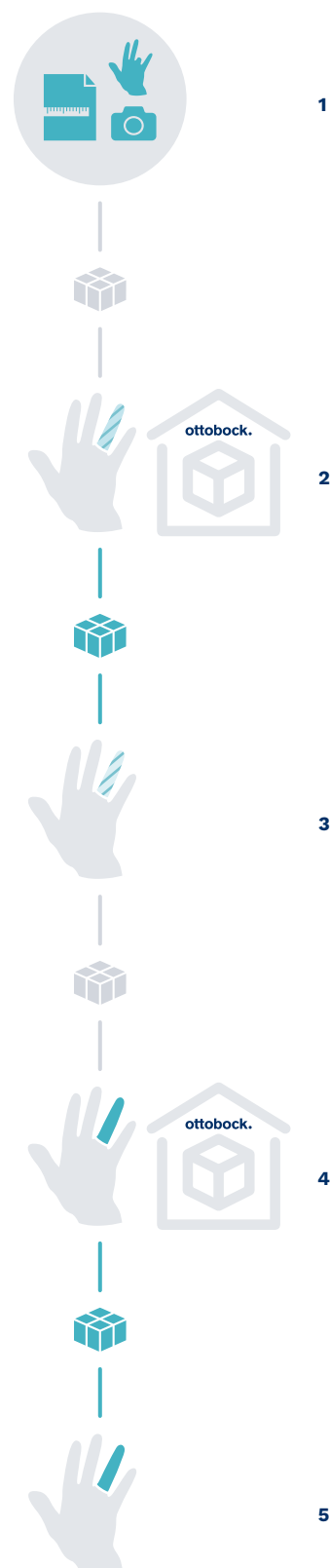
**3** You as the prosthetist can provide the trial prosthesis to your patient for approximately 2 weeks for testing.

**If required, you modify the trial prostheses yourself,** please create a photo documentation with worn trial prosthesis. After the test phase, please return the trial prosthesis to Ottobock iFab.

**4** Ottobock iFab will fabricate the definitive prosthesis according to your specifications and ship it within 15 working days.

**5** When the definitive prosthesis is received, you can fit your patient with a functional and aesthetically appealing silicone finger prosthesis.

 Instructions for determining the colour can be found on Ottobock's YouTube channel: Custom silicone products – Colour determination



# Silicone finger prosthesis. iFab Order form.

Page 1/4

Contact person	Customer no.	Date
Patient ID	Order number	

**Customer**

Company	
Street	
Postal code	City
Email	

**Shipping address** (if different from customer address)

Company	
Street	
Postal code	City
Customer order number	

**Age:** .....

**Gender**       Female    Male

**Affected side**     Left     Right

**Configuration**

- |                                                                              |                                                                                  |
|------------------------------------------------------------------------------|----------------------------------------------------------------------------------|
| <input type="radio"/> <b>88A1=P</b> Trial prosthesis                         | <input type="radio"/> <b>88A2=M-F</b> Metacarpus fixation „Natural“              |
| <input type="radio"/> <b>88A2=P</b> Trial prosthesis for metacarpus fixation | <input type="radio"/> Single-colour silicone fingernail                          |
| <input type="radio"/> <b>88A1=FF</b> Definitive prosthesis „Basic“           | <input type="radio"/> <b>88A1=S</b> Multicoloured silicone nails                 |
| <input type="radio"/> <b>88A2=M-HF</b> Metacarpus fixation „Basic“           | <input type="radio"/> <b>88A1=A</b> Multicoloured acrylic nails                  |
| <input type="radio"/> <b>88A1=FS</b> Definitive prosthesis „Classic“         | <input type="radio"/> <b>88A1=NP</b> Polish acrylic nails (unicoloured)          |
| <input type="radio"/> <b>88A2=M-HS</b> Metacarpus fixation „Classic“         | <input type="radio"/> Hair made from real hair                                   |
| <input type="radio"/> <b>88A1</b> Definitive prosthesis „Natural“            | <input type="radio"/> <b>88A20=T</b> Tattoo (Implementation of special requests) |

**Supplied are**

- Photos of the affected and contralateral side
- Colour determination sheet for silicone products
- Casting

**Case history**

Finger joints:	Bone end:
<input type="radio"/> Free moving	<input type="radio"/> Wide
<input type="radio"/> Limited motion	<input type="radio"/> Pointed
<input type="radio"/> Condyles existent	
<input type="radio"/> Condyles non-existent	

**Diagnosis**

- Accident
- Dismelia
- Other .....
- Arm length differences
- Accompanying disease

**Affected Fingers**

Left hand:    I    II    III    IV    V      Right hand:  I    II    III    IV    V

Comments: .....

## Silicone finger prosthesis. iFab Measurement form.

Page 2/4

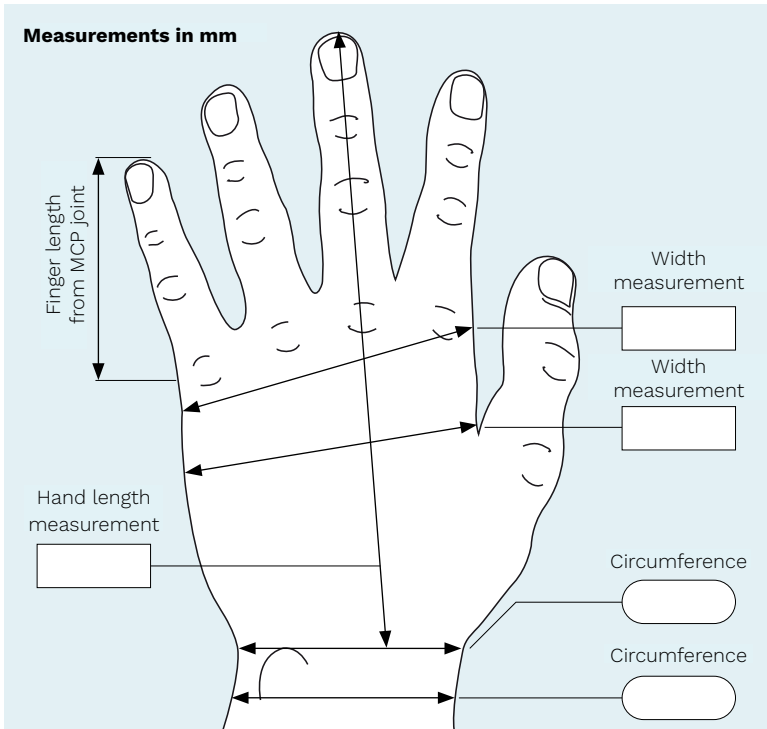
Contact person

Customer no.

Date

Patient ID

Order number

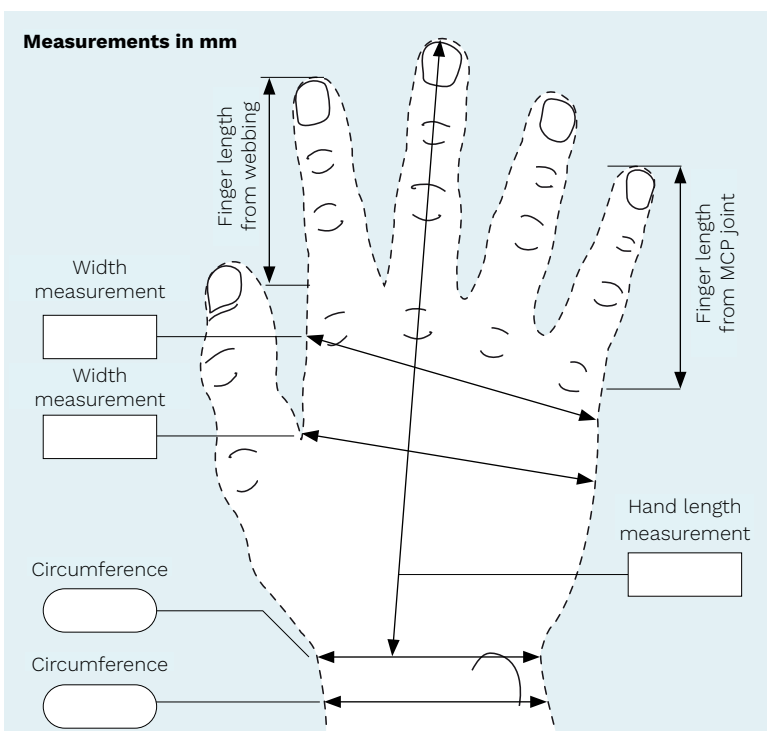


### Measurement form contralateral side

Please mark the circumferences of the contralateral side. Take the finger length measurements from the highest point of the MCP joint to the fingertip in a relaxed, functional position.

### Finger measurements (mm)

D	I	II	III	IV	V
DIP (circumference)					
PIP-DIP (circumference)					
MCP-PIP (circumference)					
Finger length from webbing					
Finger length from MCP joint					



### Measurement form amputated side

**!** Please mark the **course of the amputation** on the sketch on the left or freehand on the back with corresponding circumference/length measurements.

### Finger measurements (mm)

D	I	II	III	IV	V
DIP (circumference)					
PIP-DIP (circumference)					
MCP-PIP (circumference)					
Finger length from webbing					
Finger length from MCP joint					

# Silicone finger prosthesis.

## iFab Colour determination sheet.

Page 3/4

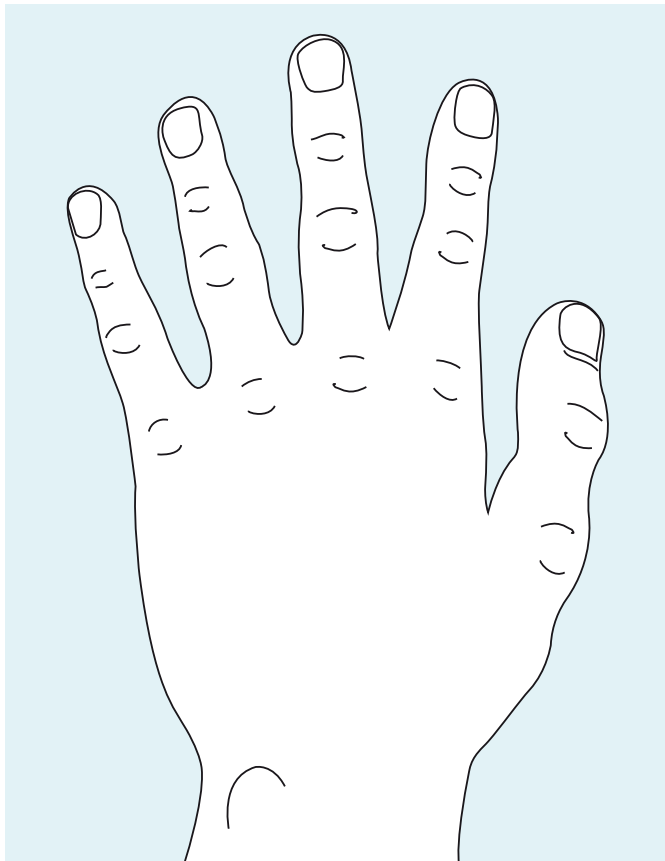
Contact person

Customer no.

Date

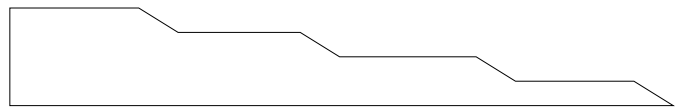
Patient ID

Order number



### Colour sample – colour strength

Use pen to mark skin colours on the sketch



	IV	III*	II	I
Pen		Colour sample		Colour strength
1				
2				
3				
4				
5				
6				
7				
8				
9				
10				

\*Use thickness III for the primer.

### Nails

- Acrylic
- Silicone

### Nail length

- Like photo
- ..... mm longer

### Nail shape



### Colour



Nail tip	
Distal edge	
Central	
Proximal edge	
Moon	







# Special tools and devices.

In order to simplify the alignment of arm prostheses, we also supply appropriate tools and specific devices.

## **On the following pages you will find**

- Special tools
- Device(s)



## 709S10 Allen key

L-form shaft - optimum blade stock lengths. Maximum hardness with exceptional toughness due to special alloy. Surface chrome-plated over nickel.

### Technical data

Article number	Side length	Wrench size	Weight	Material
709S10=1.5	46.5 x 15.5 mm	1.5 mm	0.002 kg	CV steel
709S10=2	52 x 19 mm	2 mm	0.002 kg	CV steel
709S10=2.5	57 x 20 mm	2.5 mm	0.003 kg	CV steel
709S10=3	65 x 24 mm	3 mm	0.005 kg	CV steel
709S10=4	70 x 28 mm	4 mm	0,01 kg	CV steel
709S10=5	84 x 32 mm	5 mm	0.02 kg	CV steel
709S10=6	100 x 40 mm	6 mm	0.03 kg	CV steel
709S10=8	105 x 45 mm	8 mm	0,06 kg	CV steel
709S10=10	112 x 50 mm	10 mm	0.12 kg	CV steel
709S10=12	135 x 60 mm	12 mm	0.17 kg	CV steel



## 711M18 Mounting wrench

The mounting wrench is used to accurately tighten the 11S2 locking unit and to loosen disengaged ball bearings.

### Technical data

Article number
711M18



## 711M53 Deep-drawing tool

For arm prostheses.

Vacuum forming tool for arm prostheses with an exterior diameter of 260 mm.

### Technical data

Article number	Outside Ø	Inner Ø
711M53	260 mm	250 mm



## 726W9 Conical drill bit

With sharp drill point, pre-drilling not necessary. Conically increasing cutting edges and radially relief ground circumference for a paring cut. With scale in the flutes. Three drive flats on the shank. Leaves no burr or chatter marks. Sheet metal: 0.1-2 mm, V2A: 0.1-1 mm, non-ferrous metals: 0.1-5 mm, plastics: up to 10 mm.

### Technical data

Article number	Socket Ø	Diameter	Weight	Material
726W9=14	6 mm	14 mm	0.021 kg	HSS
726W9=20	8 mm	20 mm	0.052 kg	HSS
726W9=30	9 mm	30 mm	0.109 kg	HSS



## 743A19 Alignment tool

Alignment tool suitable for lamination rings (art. no. 10S16) for Electric Hand 2000 (art. no. 8E51).

### Technical data

Article number	Thread	Diameter	Length
743A19	M8	12 mm	169 mm



## 743A18 Alignment tool for adult component

Alignment tool for adult component with an M8 thread (diameter: 12 mm, length: 280 mm).

### Technical data

Article number	Diameter	Length
743A18	12 mm	280 mm

· When ordering spare parts, please specify the diameter (corresponds to the exterior diameter of the 10S1 lamination ring).



## 11S12 Socket attachment piece

Socket attachment piece for fastening the 743Y41 alignment rod and for aligning an upper limb prosthesis.

### Technical data

Article number
11S12



## 640Z6 Work mat

Work mat (black) for equipping a workstation in upper limb prosthetics.

### Technical data

Article number	Width
640Z6	530 mm



## 706R5 Universal pliers

The universal pliers have serrated, ridged, induction hardened gripping jaws. Black atra-mentised pliers with a polished head, plastic-coated handles. The clamping pressure acts only on the multi-adjustable grooved slip joint. This prevents slipping and wearing of the screws.

### Technical data

Article number	Product features	Length	Weight	Material
706R5	PVC-coated shanks, With supported grooved joint, Head, polished	250 mm	0,32 kg	CV electric steel



## 706Z6 High-leverage snips

The high-leverage side cutting pliers are suitable for cutting heavy or hard wire. The shanks are coated with PVC and the material is special tool steel.

### Technical data

Article number	Version	Length	Max. wire Ø	Weight
706Z6=160	PVC-coated handles	160 mm	1.6 mm	0,17 kg



## 706F3 Flat nose pliers

### Technical data

Article number	Version	Length	Weight
706F3=140	PVC-coated handles, polished head	140 mm	0.14 kg



## 799P1 Tweezers

The tweezers have an overall length of 120 mm.

### Technical data

Article number	Length
799P1	120 mm



## 799P2 Tweezers

Tweezers, self-locking.

### Technical data

Article number	Length
799P2	155 mm



## 706Z10 Pliers

Pliers for screwing the 8E39 System Electric Hands to the corresponding lamination ring. May also be used to loosen disengaged ball bearings in the quick-disconnect wrist unit.

### Technical data

Article number
706Z10



## 710H20 Slotted screwdriver

Forged blades, the tips are precisely manufactured to the standard sizes of slot-head screws. Kraftform handle made of impact-resistant plastic with integrated soft zones facilitates torque transmission and thus protects the hand and arm. Blade made of high-alloy special steel.

### Technical data

Article number	Version	Blade width	Blade length
710H20=3	<b>Blade:</b> Round blade, Lasertip point <b>Handle:</b> Kraftform handle, hexagon roll protection	3 mm	80 mm
710H20=4	<b>Blade:</b> Round blade, Lasertip point <b>Handle:</b> Kraftform handle, hexagon roll protection	4 mm	100 mm
710H20=5	<b>Blade:</b> Round blade, Lasertip point <b>Handle:</b> Kraftform handle, hexagon roll protection	5 mm	100 mm
710H20=6	<b>Blade:</b> Round blade, Lasertip point <b>Handle:</b> Kraftform handle, hexagon roll protection	6 mm	125 mm
710H20=7	<b>Blade:</b> Round blade, Lasertip point <b>Handle:</b> Kraftform handle, hexagon roll protection	7 mm	150 mm
710H20=8	<b>Blade:</b> Round blade, Lasertip point <b>Handle:</b> Kraftform handle, hexagon roll protection	8 mm	175 mm
710H20=10	<b>Blade:</b> Round blade, Lasertip point <b>Handle:</b> Kraftform handle, hexagon roll protection	10 mm	200 mm

· Article 710H20=3 does not have a laser tip point.



## 711M2 Mounting plate

The mounting plate is used to screw the assembly tool (article number 711M1) to the workbench.

### Technical data

Article number
711M2



### 711M1 Assembly tool

Assembly tool to hold the Michelangelo hand as well as the System Electric Hand. The one side with the exterior thread (article number M12X1.5) for prosthetic hands and the other side with interior thread (article number M12X1.5) for System Electric Hands and the Michelangelo hand.

**Technical data**

<b>Article number</b>
711M1



### 711M3 Mounting tool

Mounting tool to hold the System Electric Hand with quick-disconnect wrist unit.

**Technical data**

<b>Article number</b>
711M3



### 711M64 Mounting adapter for Michelangelo

The mounting adapter is essential for the correct application of the AxonSkin glove in order to protect the mechanism of the Michelangelo hand and for easier handling by the technician.

**Technical data**

<b>Article number</b>
711M64



### 711M7 Mounting aid

Mounting aid for attaching the 8E39 System Electric Hands to the 711M1 mounting tool. Makes putting on and removing the inner hand and prosthetic glove easier.

**Technical data**

<b>Article number</b>
711M7



## 711M16 Mounting tool

Mounting tool for inserting the 10S17 electric rotator or the 10S4 coupling piece into the 10S1 lamination ring.

### Technical data

Article number
711M16



## 711M12 Soldering jig

Soldering jig for soldering the 9E167 cable connector to the coaxial bushing or the hand cable and for soldering the bushing plug to the motor.

### Technical data

Article number
711M12



## 718H5 Deburring knife

The deburring knife features an extremely sharp blade that is easy to replace.

### Technical data

Article number	Product features	Length	Weight
718H5	Protective cap, Replaceable blade, Plastic-coated handle	160 mm	0,05 kg



## 718Y130 Replacement blade

Replacement blades for 718H5 deburring knives in the replacement blade dispenser for safe storage and removal.

### Technical data

Article number	for	Package contents	Weight
718Y130	718H5 Deburring knife	100 piece(s)	0,01 kg





## 743F1 Pinch gauge

The pinch gauge is used to check the gripping force of System Electric Hands.

### Technical data

Article number
----------------



743F1
-------



## 633F11 Silicone grease 400, medium

- As corrosion protection for plug connections, e.g. Myo, E-MAG Active (cable connectors)
- As corrosion protection, e.g. for drive units
- For the planetary gear train of the drive unit in upper limb prosthetics
- For isolating components in the lamination technique
- Very good resistance to heat and cold
- High resistance to ageing
- Good film forming capacity

### Technical data

Article image	Article number	Net contents	Packaging
	633F11	0,1 kg	Tube
	633F11=1	1 kg	Can



## 633S2 Procomfort gel

- For Polytol sockets
- Creamy consistency
- Prevents static friction on the skin

### Technical data

Article number	Net contents
633S2	250 ml



## 636W23 UHU Plus glue

- For strong bonded joints
- Two-component adhesive
- Basis: epoxy resin (binder), aliphatic amines (hardener)
- Varying the amount of hardener results in a harder or softer end product (normal mixing ratio 1:1 by volume, that is strands of equal length from the tubes)
- Also hardens under the exclusion of air



### Technical data

Article number	Net contents	Colour
636W23	18 g binder and 15 g hardener	Honey coloured



#### Practical recommendation

- The higher the curing temperature (up to approximately +180 °C), the higher the strength of the adhesion.

### Information material

646F297=GB	Adhesives, putties, varnishes and thinners poster
------------	---------------------------------------------------



## 640F12 Special cleaner

In case of heavy soiling, the special cleaner for prosthetic gloves should be applied immediately.

### Technical data

Article number	for	Contents
640F12	Prosthetic gloves	460 g

- Special cleaner (640F12) should not be used on silicone gloves.



## 640F13 Pump sprayer

The user should always keep a pump sprayer filled with special cleaner for prosthetic gloves handy in order to be able to use the cleaner immediately in case of soiling.

### Technical data

Article number	for	Contents
640F13	640F12 Special cleaner	90 g

- This container is empty on delivery!



## 9E161 Screw cap

Screw cap for retaining the transmission in the gear housing.

### Technical data

Article number
9E161



## 641T10 Plaster shirt

- Device to protect the body during plastering
- For upper arm residual limbs and shoulder disarticulation
- 88% polyamide and 12% spandex
- Prevents skin stressing
- Suitable for surfaces

### Technical data

Article number	Size	Length	Width
641T10=M	M	665 mm	370 mm



## 641T9 Plaster sock

- Device to protect the body during plastering
- For forearm fittings
- 88% polyamide and 12% spandex
- Prevents skin stressing
- Suitable for surfaces

### Technical data

Article number	Size	Length	Width
641T9=M	M	350 mm	75 mm



## 1-10

4-step control element ..... 70  
7in1 Controller ..... 18

## A

Adapter ..... 141  
Adapter with flexion ..... 161  
Alignment aid for DynamicArm ..... 76,137  
Alignment aid for ErgoArm ..... 76,137  
Alignment tool ..... 25,229  
Alignment tool for adult component ..... 229  
All-purpose hook ..... 112  
All-purpose ring ..... 112  
Allen key ..... 26,228  
Allen wrench ..... 26,228  
AnalogAdapter ..... 76  
Assembly tool ..... 105,232  
Attachment plate with short stud ..... 131  
Attachment plate with stud ..... 131  
Axilla pad set ..... 147,180  
Axillary protector for  
body harnesses ..... 147,185  
AxonArm Ergo ..... 100  
AxonCharge Integral ..... 101  
AxonEnergy Integral ..... 101  
AxonHook ..... 93  
AxonMaster ..... 103  
AxonRotation ..... 98  
AxonRotation Adapter ..... 98  
AxonSkin Natural ..... 94  
AxonSkin Silicone ..... 95  
AxonSkin visual / AxonSkin black ..... 95  
AxonSoft ..... 104

## B

Ball Cap ..... 135  
Ball ratchet wrist joint ..... 131  
Ball ratchet wrist, short ..... 131  
Ball-shaft adapter ..... 146,179  
Battery connection cable ..... 78  
Battery cover ..... 84  
Battery Mounting Set ..... 68  
Battery receptacle ..... 67-68  
Battery receptacle set ..... 67-68  
bebionic hand EQD ..... 36  
bebionic hand Flex ..... 37  
bebionic hand Short Wrist ..... 37  
bebionic Skin Silicone ..... 39  
bebionic Skin Silicone Black ..... 39  
Below-elbow harness ..... 145,179,193  
BionicLink PC ..... 19,81,104  
Bluetooth long dongle ..... 38  
Bowden cable ..... 146,179

## C

Cable clamp ..... 181  
Cable connector ..... 62  
Cable pull switch ..... 71  
Cable seal ..... 46  
Cable strap connector ..... 183  
Cap screw (Allen screw) ..... 173  
Chassis ..... 123,156  
Chassis with quick-disconnect wrist ..... 61  
Chassis with threaded stud ..... 122  
Clamp plate ..... 134  
Clamp sleeve, long ..... 182  
Clamp sleeve, short ..... 182  
Clamp stopple set ..... 137  
Coaxial bushing ..... 62  
Coaxial plug ..... 45

Colour determination ring ..... 52,205,213,220  
Conical drill bit ..... 228  
Connecting bracket ..... 180  
Connecting cable ..... 78  
Connection cable ..... 63  
Connection cable with on-off switch ..... 78  
Connection piece for  
cable-activated hook ..... 124  
Connection piece screw ..... 124  
Connection ring with groove ..... 168  
Cosmetic Glove for Children ..... 14  
Countersunk head screw ..... 137  
Coupler ..... 146,179  
Coupling piece ..... 45  
Crimping tool ..... 149,184  
Custom silicone covers for  
the upper limb ..... 204  
Custom silicone finger prostheses ..... 219  
Custom silicone partial hand  
prostheses ..... 212,219  
Cylindrical lamination ring ..... 130

## D

Deburring knife ..... 233  
Deep-drawing tool ..... 228  
Derma Clean ..... 143,176,188  
Derma Prevent ..... 144,177,189  
Derma Protection ArmComfort ..... 24,46,191  
Derma Repair ..... 144,176,189  
Distributor ..... 79  
Donning sphere ..... 105  
Donning spray ..... 15,59,96,143,176,188  
Donning tool ..... 106  
Double-cable system hand ..... 119  
Dummy set ..... 143,175,190  
DynamicArm ..... 74  
DynamicArm Plus ..... 75  
"D" ring ..... 148

## E

EasyFit Arm donning aid ..... 24,46,192  
Eccentric ..... 136  
Elastic double strap ..... 183  
Elastic harness strap ..... 147,181  
Elbow component ..... 138  
Elbow component for children ..... 20,139  
Elbow joint ..... 134  
Elbow joint bar with cable lock ..... 169  
Elbow joint bar without lock ..... 169  
Elbow joint bars ..... 169  
ElbowSoft ..... 82  
Electric hand 2000 ..... 13  
Electric wrist rotator ..... 62  
Electrode ..... 22,64,102  
Electrode accessories ..... 23,65  
Electrode accessory set ..... 23,65  
Electrode cable with straight plug  
and plug connector ..... 23,65,102  
Electrode dome, high ..... 34  
Electrode dome, low ..... 34  
Electrode dome, medium ..... 34  
Electrode mounting bracket set ..... 23,65  
Electrode cable with straight plug  
and plug connector ..... 23,65,102  
Endoskeletal adapter ..... 63  
EnergyPack ..... 67  
Engaging Lever ..... 69  
ErgoArm Electronic plus ..... 75  
ErgoArm Hybrid plus ..... 76  
ErgoArm® ..... 133  
ErgoArm® plus ..... 133  
Extension cable ..... 79,141

Eyelet cable anchor, large ..... 148,182  
Eyelet cable anchor, small ..... 185

## F

Finger and thumb tip ..... 122,157  
Finger chain ..... 38  
Finger cover ..... 24  
Finger filler ..... 24  
Finger tip (pair) ..... 84  
Finger tip blank set ..... 83  
Finger tip set ..... 83  
Finger, Medium-Hand ..... 38  
Finger, Small-Hand ..... 38  
Flange button head  
socket screw ..... 123,157  
Flat head screw ..... 136  
Flat nose pliers ..... 230  
Flexion cable retainer ..... 168  
Foam modular kit ..... 168  
Forearm ..... 134  
Four-stage control element ..... 70  
Friction ring ..... 174  
Friction ring with inner gear teeth ..... 85

## G

Grub screw ..... 123,156

## H

Hair ..... 52,205,213,220  
Harness pull switch ..... 72  
Harness strap ..... 147,181  
Hexagon nut ..... 47  
High-leverage snips ..... 230  
Hole covering ..... 135  
Hollow rivet ..... 149,183

## I

IntoLiner Acclimate ..... 142,175,188

## J

Joint ball ..... 173  
Joint clamp ..... 174  
Joint Piece with Cable Lock ..... 170  
Joint Piece without Lock ..... 170

## K

Knurled plate ..... 162

## L

Lamination disk, serrated ..... 148,184  
Lamination dummy ..... 163  
Lamination dummy set ..... 101  
Lamination plate ..... 62  
Lamination protection cover ..... 136  
Lamination ring ..... 16  
Lamination ring for  
children's forearm ..... 20  
Lamination ring for  
Michelangelo transcarpal ..... 99  
Lamination ring for  
Physolino baby hand ..... 163  
Lamination ring set ..... 16  
Lamination set for AxonMaster ..... 103  
Li-ion charger ..... 66  
Light metal piping ..... 172  
Linear control element ..... 70  
Lock set ..... 143,175,190

Lock with release pin..... 143,176,190  
 Locking lever..... 69  
 Loop ..... 149,184

## M

Magnetic centring aid..... 80  
 Measuring ..... 68  
 Metacarpus fixation silicone finger prosthesis..... 212,219  
 mHand Adapt..... 113  
 Michelangelo hand ..... 92  
 Michelangelo hand dummy..... 96  
 Michelangelo hand transcarpal ..... 92  
 Michelangelo socket  
 attachment block..... 96  
 Modular adapter for ArmLiners..... 162  
 Modular elbow joint..... 172  
 Mounting adapter ..... 25  
 Mounting adapter for  
 Michelangelo..... 105,232  
 Mounting aid ..... 232  
 Mounting plate ..... 105,231  
 Mounting set..... 96  
 Mounting tool ..... 232  
 Mounting wrench ..... 228  
 MovoHook 2Grip..... 111  
 MovolinoArm Friction ..... 20,140  
 MovoShoulder swing..... 77,171  
 MovoWrist flex..... 132  
 Multicoloured acrylic nails  
 for „Classic“ and „Natural“ ..... 205,213  
 Multicoloured silicone nails  
 for „Classic“ and „Natural“ ..... 52,205,213  
 Myo contact surfaces..... 194,197,199  
 Myo Plus..... 34  
 Myo Plus TR..... 33  
 MyoBoy ..... 81  
 MyoBoy communication cable ..... 82  
 MyoCharge Integral ..... 17,66  
 MyoEnergy Integral ..... 17,66  
 MyoHand VariPlus Speed..... 40  
 MyolinoLink..... 18  
 MyolinoSkin natural..... 14  
 MyolinoSoft..... 18  
 MyolinoWrist 2000 ..... 16  
 MyoRotronic ..... 63  
 MyoSelect..... 82  
 MyoSkin Natural..... 48  
 MyoWrist 2act..... 61  
 MyoWrist transcarpal ..... 61  
 MySkin Move ..... 113  
 MySkin Myo ..... 51

## O

O-ring..... 16,137  
 O-ring set ..... 172  
 Ottobock ball shoulder joint ..... 171  
 Ottobock friction wrist unit ..... 21,130  
 Ottobock shoulder joint ..... 77,171  
 Ottobock system hand -passive- ..... 155  
 Ottobock wrist joint ..... 21,140  
 Ottobock wrist unit ..... 21,130  
 Oval head screw  
 (sheet metal screw)..... 130

## P

Pad screw head..... 149,184  
 PAULA ..... 81  
 Perlon cable..... 141,148,181  
 Physolino babyhand ..... 163  
 Pin..... 144,177,190  
 Pinch gauge ..... 47,234  
 Plaster shirt ..... 236  
 Plaster sock ..... 236  
 Pliers ..... 231  
 Plug..... 69  
 Power supply unit..... 67  
 Pressure piece..... 136  
 Pressure ring..... 85  
 Pressure switch ..... 72  
 Procomfort gel ..... 235  
 Prosthetic glove for  
 adolescents..... 126-127,158,160,166  
 Prosthetic glove for  
 adolescents and men..... 49,128  
 Prosthetic glove for children..... 126,158,164  
 Prosthetic glove for children  
 and adolescents ..... 50  
 Prosthetic glove for men  
 ..... 126-127,158,160,166  
 Prosthetic glove for men  
 and adolescents ..... 126-127,158,160,166  
 Prosthetic glove for women ..... 50  
 Pull cable..... 170  
 Pump sprayer..... 15,59,97,236  
 PVC connection tube..... 25,80,191

## R

Ratchet Ring with Inner Gear Teeth ..... 85  
 Remote electrode..... 33  
 Replacement blade..... 233  
 Retainer ring, narrow..... 121,157  
 Retainer ring, wide ..... 46,121,156  
 Ring..... 146,180  
 Rocker switch..... 71  
 Rubber band ..... 124  
 Rubber friction ring..... 130  
 Rubber gripping pad set ..... 83,86

## S

Screw cap..... 236  
 Screw coupling..... 149,184  
 SensorHand Speed..... 41  
 Setting nut ..... 148,181  
 Shoulder bracket set..... 174  
 Shoulder disarticulation modular kit..... 167  
 Silicone grease 400, medium..... 235  
 Single-cable system hand ..... 119  
 SiOCX socket system, TH ..... 199  
 SiOCX TR Flex socket ..... 197  
 SiOCX TR socket ..... 194  
 Skeo Up..... 142,175,188  
 Skin Natural prosthetic glove  
 for adolescents..... 127,159-160  
 Skin Natural prosthetic glove  
 for children..... 126,158  
 Skin Natural prosthetic glove  
 for men..... 127,159-160  
 Skin Natural prosthetic glove  
 for men and adolescents ..... 48,128  
 Skin Natural prosthetic glove  
 for women ..... 129,159  
 Slotted screwdriver ..... 231  
 Socket attachment piece..... 229  
 Socket screw with Allen head ..... 150,181  
 Soldering jig ..... 233

Spacer sleeve ..... 147,180  
 Spacer washer..... 124  
 Spacing washer..... 85  
 Special cleaner..... 15,59,97,235  
 Special key ..... 20  
 Special thread ..... 46  
 Spiral nut..... 182  
 Spring..... 183  
 Spring set for cable-activated hook,  
 standard..... 111  
 Spring telescope..... 135  
 Stainless steel buckle..... 146,180  
 Standard connector..... 131  
 Steel cable, coated ..... 179  
 Stirrup with wedge lock ..... 170  
 Strap buckle ..... 147,180  
 Suction socket electrode..... 22,64,102  
 Suspension rosette ..... 121  
 Switch cable ..... 135  
 System Electric Greifer DMC VariPlus..... 60  
 System Electric Hand Digital Twin ..... 42  
 System Electric Hand DMC plus ..... 43  
 System inner hand..... 45

## T

Tattoo for silicone  
 prostheses..... 52,205,213,220  
 Test adapter..... 82  
 Thread segment..... 135  
 Threaded sleeve..... 182  
 Tip padding (pair)..... 84  
 Tongue Cap..... 136  
 Transcarpal Hand DMC plus ..... 44  
 Transhumeral modular kit ..... 167  
 Transhumeral soft harness..... 145,178,193  
 Triple-control above-elbow  
 harness..... 145,178,193  
 Truss head screw..... 173  
 Tube dummies..... 25,80,191  
 Tube valve for suction socket ..... 80,191  
 Tweezers ..... 47

## U

UHU Plus glue..... 235  
 Universal pliers ..... 230  
 USB adapter for charging ..... 69

## W

Wood hand adapter ..... 21,140,163  
 Work mat ..... 229  
 Wrist joint lamination ring ..... 21,140  
 Wrist lock with standard connector ..... 131

**1-10**

8E33	60
8E34	60
8E38=6	43
8E38=7	42
8E38=8	41
8E38=9	40
8E39=6	44
8E39=7	43
8E39=8	42
8E39=9	40
8E41=9	41
8E44=6	44
8E500	92
8E51	13
8E550	92
8E600	93
8E70	36
8E71	37
8E72	37
8K18	155
8K19	155
8K22	119
8K23	119
8K26	119
8K27	120
8K35	113
8K5	163
8R1	63
8S11	49,128
8S11N	48,128
8S12	50
8S12N	48
8S13	50
8S13N	49
8S20	14
8S20N	14
8S4	126-127,158,160,166
8S4N	127,159-160
8S5	128,159,165
8S500	95
8S501	94
8S502	94
8S511	95
8S5N	129,159
8S6	126,158,164
8S6N	126,158
8S710	39
8S711	39
8T350	194
8T351	197
8T550	199
8T860	194,197,199
8X14	121,156
8X18	45
8X24	45
8Y1	47
9E161	236
9E167	62
9E169	45
9E185	79,141
9E342	24
9E347	24
9E388	46
9E397	62
9E420	18
9E94	122,155
9S*	122
9S110	62
9S138	83
9S145	83,86
9S146	84
9S149	83
9S15	121,157
9S184	123,156
9S187	46,121,156
9S234	84
9S258	62
9S266	61
9S278	84
9S296	38
9S312	84
9S317	38
9S366	38
9S367	38
9S501	98
9S503	98
9S6	122,157
9S65	157
9S67	157
9S96	123,156
9X14	72
9X18	71
9X24	63
9X25	71
9X37	72
9X50	70
9X51	70
9X52	71
9X53	70
10A101	111
10A3	112
10A4	112
10A40	21,140,163
10A43	131
10A56	131
10A71	111
10A81	111
10R1	161
10R2	161,174
10R3	161
10R4	162
10R5	173
10S1	45
10S16	16
10S17	62
10S18	20
10S4	45
10S500	98
10S550	99
10V15	131
10V18	21,140
10V30	131
10V36	21,130
10V38	61
10V39	132
10V40	61
10V51	16
10V8	131
10Y13	124
10Y19	149,184
10Y25	182
10Y26	182
10Y3	181
10Y31	146,179
10Y32	146,179
11-19	
11D1	132
11D12	21,140
11D20	130
11D21	16
11D27	130
11D31	163
11D61	16
11S12	229
11S27	85
11S30-1	85
11S33	131
11S6	85
11S7	85
12A13	134
12K100N	74
12K110N	75
12K12	20,140
12K19	20,139
12K20	138
12K41	133
12K42	133
12K44	76
12K48	134
12K49	134
12K5	138
12K50	75
12K501	100
12R6	167
12R7	167
12S4	77,171
12S6	77,171
12S7	171
12V10	80,191
13D1	172
13D2	174
13E100	76
13E129	23,65,102
13E135	23,65
13E153	23,65
13E188	78
13E190	79
13E200	22,64,102
13E201	23,65
13E202	22,64,102
13E205	63
13E206	23,65
13E400	33
13E401	34
13E50	78
13E500	103
13E520	33
13E97	78
13G21	21,140
13G68	134
13G8	21,138-139,172
13R1	172
13R11	162
13R3	172
13R4	174
13R6	174
13R9	168
13X3	174
13X4	174
13X5	173
13Y1	168
13Z16	172
13Z161	34
13Z162	34
13Z163	34
13Z47	134
13Z48	135
13Z50	135
13Z51	135
13Z52	135
13Z53	135
13Z55	136
13Z56	136
13Z57	136
13Z58	136
13Z68	141
14A1	143,175,190
14A107	144,177,190

14A110.....	143,176,190
14A111.....	143,175,190
14Y3.....	142,175,188
14Y5.....	142,175,188
15K10.....	168
16X12.....	169
16X13.....	169
16X14.....	169
16Y26.....	170
16Y27.....	170
16Y31.....	170

## 20 – 60

21A10.....	124
21A11.....	182
21A12.....	183
21A13.....	124
21A16.....	148
21A18.....	141,148,181
21A207.....	137
21A24.....	185
21A25.....	183
21A29.....	147,185
21A35.....	145,178,193
21A36.....	145,179,193
21A37.....	146,179
21A38.....	147,180
21A44.....	125
21A47.....	145,178,193
21A5.....	148,182
21A6.....	182
21A7.....	182
21A8.....	121
21A9.....	124
21Y194.....	146,180
21Y195.....	146,180
21Y197.....	180
21Y199.....	147,180
21Y203.....	147,180
21Y37.....	183
21Y79.....	170
29C5.....	148,181
60X5.....	19,81,104
60X6.....	18

## 80 – 100

88A1.....	219
88A10-12.....	204
88A15.....	51
88A16.....	113
88A1=A.....	220
88A1=S.....	220
88A2.....	212,219
88A20=H.....	52,205,213,220
88A20=T.....	52,205,213,220
88A2=A.....	205,213
88A2=S.....	52,205,213
89D4/89D5.....	52,205,213,220
99B13.....	25,80,191
99B83.....	25,80,191

## 400 – 699

453A1.....	24,46,191
453H10.....	143,176,188
453H12.....	144,177,189
453H14.....	144,176,189
501S101.....	137
501S28.....	148,183
501S35.....	173
501S40.....	130
501S84.....	136

501T52.....	123,157
501Z2.....	173
502S97=M5.....	47
503F3.....	150,181
504H3.....	149,183
506G1.....	173
506G4.....	123,156
507S15.....	148,184
514Z3.....	149,184
516S3.....	149,184
560X18.....	34
560X3.....	18
560X500.....	104
623G23.....	147,181
623G4.....	183
623H23.....	147,181
624Z12.....	46
627F13.....	16,137
633F11.....	235
633S2.....	235
636K11.....	236
636K13.....	236
636W23.....	235
640F12.....	15,59,97,235
640F13.....	15,59,97,236
640F18.....	15,59,96,143,176,188
640Z6.....	229
641T10.....	236
641T9.....	236
646C42.....	82
646C52.....	81
651D4.....	179

## 700 – 800

706F3.....	230
706R5.....	230
706Z10.....	231
706Z6.....	230
709S10.....	26,228
709S42.....	26
709Z9.....	20
710H20.....	231
711M1.....	105,232
711M114.....	105
711M116.....	106
711M12.....	233
711M16.....	233
711M18.....	228
711M2.....	105,231
711M3.....	232
711M50.....	25
711M53.....	228
711M64.....	105,232
711M7.....	232
711M77.....	80
718H5.....	233
718Y130.....	233
726W9.....	228
736Y6.....	149,184
743A18.....	229
743A19.....	25,229
743A23.....	76,137
743A27.....	76,137
743F1.....	47,234
743Y42.....	163
757B20.....	67
757B21.....	67
757B35.....	17,66
757B501.....	101
757L16-4.....	67
757L20.....	66
757L35.....	17,66
757L43.....	69

757L500.....	101
757M11.....	81
757P23.....	82
757P39.....	82
757P41.....	78
757T13.....	82
757Z184.....	67-68
757Z185.....	67-68
757Z186.....	69
757Z190.....	68
757Z191.....	68
757Z195.....	69
757Z202.....	69
757Z501.....	96
757Z503.....	103
757Z504.....	96
757Z505.....	96
757Z508.....	101
799P1.....	230
799P2.....	231

## A - Z

B33061.....	38
OC1560.....	24,46,192





