

# Consulting, Planning and Equipping

Quality for life





# Planning and equipping

Your partner for orthopaedics and  
orthopaedic footwear technology



1	Introduction	4	<b>1</b>
2	Prosthetic and orthotic alignment	10	<b>2</b>
3	Patient and Fitting Area	18	<b>3</b>
4	Workstations	30	<b>4</b>
5	Ovens	66	<b>5</b>
6	Machines	76	<b>6</b>
7	Suction systems	102	<b>7</b>
8	Vacuum forming devices and high-speed presses	116	<b>8</b>
9	Vacuum pumps	124	<b>9</b>
10	Compressors	130	<b>10</b>
11	Pneumatic devices	138	<b>11</b>
12	Hand power tools	146	<b>12</b>
13	Vacuum tubes	160	<b>13</b>
14	Consumables	166	<b>14</b>
15	Tools	194	<b>15</b>
16	Protective Equipment	242	<b>16</b>
17	Storage equipment	252	<b>17</b>
18	Container workshops	258	<b>18</b>
19	Glossary / index	262	<b>19</b>

1

## Ottobock consulting, planning and equipping

2

3

Product expertise, understood correctly, is not limited just to the fabrication process. Product expertise includes knowledge of the correct processing and application of products, efficient processes in orthopaedic workshops and modern methods. This is why our core products and services, in addition to machines, apparatuses, tools and materials, include the planning of orthopaedic workshops with ergonomic workshop processes in order to establish the best possible conditions for good performance in trade-oriented operations. For example, improved procedures and time intervals between individual work steps increase efficiency. What is needed are room designs, space utilisation plans, useful equipment, machines that meet the requirements in practice, financial planning and calculation of profitability.

5

6

Ottobock has already used its extensive know-how in the realization of more than 2,000 projects at home and abroad to the benefit of the orthopaedic technicians and their patients, planned workshops, and delivered machinery and material as well as all necessary accessories. This is comprehensive consultation.

7

We want our partners not only to be able to fabricate good products and repair them, but also to be able to provide the best possible service in their profession. Just contact us about it.

8

9

10

11

12

13

14

15

16

17

18

19



## Many years of experience for optimal consulting

Well-planned, comprehensive equipment systems make working in workshops more efficient. Work and material flows are not interrupted, and less valuable work time is lost – excellent preconditions for satisfied patients. With proven planning and equipping services, Ottobock planning and equipping provides you with comprehensive technical advice when planning your workshop. Benefit from our many years of experience and our knowledge for equipping your orthopaedic or shoe engineering operation. To date, Ottobock has planned and implemented more than 2,000 projects worldwide. Benefit from our technical expertise as a system supplier – we offer customised solutions, complete from a single source. For you, your staff and your patients.

Ottobock has created a comprehensive and detailed planning analysis to include all facts and conditions that must be taken into consideration in planning your workshop project, such as a new construction, alteration, expansion or modernisation of local, mobile or container workshops. An on-site consultation will be held together with you and your architect, where our technical adviser will record all the relevant data, facts and requirements. Customising solutions to meet your personal and individual needs is our strength. When preparing the design and planning, we also take financial conditions into account. For example, it may be useful for space or cost reasons to use individual workshop sections for several applications or to divide a project into downtown branches with a central workshop in an industrial zone. The primary aim is to reduce fitting and repair costs in accordance with practical requirements.



1

## Specific know-how for sustainable planning

2

3

4

5

6



For planning of the new construction, alteration or modernization of an orthopaedic workshop (container workshop, mobile workshop or local workshop) the expertise of an external consultant is needed who knows all about the specific requirements, because the individual processes defined by the internal structures determine the overall planning of workshop equipment down to the minute details. This applies whether the project involves an individual work room or a full line of workshop equipment. This is why our planning takes shape with the help of 3D models even before the implementation. The requirements specified together with you and your architect are noted down in the planning analysis and serve our specialists as a basis for the detailed planning of your custom solution. The more knowledge and experience is brought to bear at this point, the more efficient and productive the result will be in practice.

7

Our planning takes shape with 3D models already before the implementation stage.

8

9



Photorealistic model of a patient reception area

10

11

12

13

14

15

16

17

18

19

### Important planning criteria:

- Layout of functional zones for process optimisation
- Workshop subdivision, for example into a metal, wood and plastics section, plastic lamination and plaster modelling room, technician's workshop and orthotist's workshop, etc.
- Assignment of the number of staff members in relation to room size, machine equipment and workshop equipment
- Separation of noisy and dirty areas from the patient rooms
- Short distances to the fitting rooms, workstations and machines
- Use of exhaust systems which are adapted to the local conditions and which are in conformity with the latest regulations
- Taking into account the legal regulations such as:
  - industrial code
  - ordinance on workplaces
  - standards for working with hazardous materials,
  - accident prevention regulations
  - machinery directives
  - employers' liability insurance association rules and regulations



## Comprehensive technical expertise for professional implementation

Insist on our technical expertise as system supplier, because we offer you delivery, installation, commissioning and instruction for all machines, devices and tools as well as high-quality supplies. Everything from a single source! Service and maintenance on site are just as much a matter of course as the prompt delivery of all wear and spare parts. Ottobock also offers customised solutions to dust extraction problems when using milling and sanding machines in orthopaedic technology. Our range includes conventional dust collectors, large dust extraction machines and central dust collection systems for extracting wood, plastic and metal dust and chips. Their parameters are calculated and specially adapted to your facilities and application. Our tasks as a service provider include consultation with your electrical and sanitary installation companies as well as the preparation of other planning documents, such as plans for electricity, lighting, sanitation or compressed air, for example. From Ottobock body callipers to modern alignment and measuring devices. Regularly held advanced training courses and user seminars for all our products and materials complete the offer. We would be happy to inform you about our current seminar schedule.



1

## Quality assurance

2

High-quality products are an important goal of Ottobock. In an effort not only to maintain but also to continuously improve our quality standards, we have implemented a process for quality improvement based on a documented Quality Management System (QMS). The system covers much more than the fabrication of individual products. From the initial planning and development phase onwards, it determines the overall high quality level in development, design, production and customer service.

3

4

Ottobock's high quality level has been tested and certified according to the international DIN EN ISO 13485 standard by the "Deutsche Gesellschaft zur Zertifizierung von Qualitäts-Management-Systemen" (German Association for the Certification of Quality Management Systems). This certification is internationally recognised.

5

## Customer service

6

At Ottobock, we place great emphasis on CUSTOMER SERVICE. Our expert representatives will assist you with their comprehensive know-how, inform you about the latest developments and advise you in all matters concerning our products. For complex enquiries, our product experts and specialists will be happy to help you. Our highly qualified team of field service employees can assist with special technical solutions and their on-site implementation. We also offer comprehensive service and marketing concepts. Visit [www.ottobock.com](http://www.ottobock.com) to obtain the most up-to-date product information at any time.

7

8

## Notes on the catalogue

9

Text, illustrations and data correspond to the technical state at the time of printing.

10

We reserve the right to make modifications in combination with possible improvements of our products.

11

12

13

14

15

16

17

18

19

---

	1
	2
	3
	4
	5
	6
	7
	8
	9
	10
	11
	12
	13
	14
	15
	16
	17
	18
	19

- 1
- 2
- 3
- 4
- 5
- 6
- 7
- 8
- 9
- 10
- 11
- 12
- 13
- 14
- 15
- 16
- 17
- 18
- 19



# Prosthetic and orthotic alignment

Prosthetic and orthotic alignment ..... 12

1
2
3
4
5
6
7
8
9
10
11
12
13
14
15
16
17
18
19



## 743L5 Cross-line laser

<b>Article number</b>	<b>743L5</b>
<b>Version</b>	Operating time 5 h, operating temperature - 5°C to + 40°C, storage temperature - 20°C to + 70°C
<b>Equipment</b>	Automatic self-levelling in a few seconds, exact, fast working without manual alignment, bright laser diodes of high quality for especially good laser line visibility, straightforward and intuitive operation, soft grip for a better and more comfortable hold, stand 1.1m
<b>Dimensions WxDxH</b>	64 x 125 x 115 mm
<b>Consisting of</b>	Standard equipment includes: 1x graticule laser, 1x operating instructions, 3x Mignon (AA) batteries (not rechargeable)
<b>Output power</b>	1 mW
<b>To be used for</b>	<b>Orthopaedics applications:</b> Plumb line for plaster casting, prosthesis and orthosis alignment, displaying abduction and adduction positions (angle with respect to the plumb line) and flexion and extension positions, displaying the lateral displacement of the spinal column in the neck area with respect to the intergluteal cleft, checking the neutral position of the pelvis, visualising body positions and postural problems (e.g., lateral deviation in the case of scoliosis; valgus malalignment of legs)
<b>Scope of delivery</b>	Protective pouch, stand & batteries included
<b>Power supply</b>	3x 1,5V LR06 Mignon (AA)
<b>Wavelength</b>	Laser class 2: 635 nm
<b>Levelling speed</b>	< 4 seconds
<b>Automatic levelling range</b>	4°
<b>Connection thread</b>	W1/4"
<b>Laser light colour</b>	red
<b>Projection range of laser light</b>	max. 10 m
<b>Weight (with batteries)</b>	0.46 kg
<b>Colour of housing</b>	Green


## 743A220 PROS.A. Assembly

<b>Article number</b>	<b>743A220</b>
<b>Equipment</b>	Quick-action clamping device, two inflatable clamping devices for attaching sockets, holder for knee joint adapter inserts, integrated measuring accessories, e.g. mm rulers, goniometers, height-adjustable footplate, TT and TF alignment pads
<b>Dimensions WxDxH</b>	800 x 900 x 2,100 mm
<b>Weight</b>	45 kg
<b>To be used for</b>	Bench alignment of Ottobock modular lower limb prostheses (TF and TT) according to Ottobock alignment recommendations
<b>Scope of delivery</b>	Includes one right and one left adapter insert for Ottobock knee joints (adapter insert article numbers: 743Y579, 743Y580, 743Y581, 743Y582, 743Y583, 743Y584, 743Y608, 743Y629, 743Y681)
<b>Spare parts</b>	743Y643 Repair kit for socket clamping fixture 743Y579 Adapter insert: Knee joints 3R17/33/22/34/40/41/95/=1 743Y580 Adapter insert: Knee joints 3R78/3R80/3R106=HD/=KD/=ST 743Y581 Adapter insert: Knee joints 3R60=HD/=KD/=ST/ 3R60Pro=HD/=KD/=ST 743Y582 Adapter insert: Knee joints 3R72 743Y583 Adapter insert: Knee joints 3R20/ 3R36 743Y584 Adapter insert: Knee joints 3R21/30/23/32/46/55 743Y608 Adapter insert: Knee joints 3R15/49/42/90/92/93-1 743Y629 Adapter insert: Knee joints 3C60/86/88/96/98 743Y681 Adapter insert: Knee joints 3B1
<b>Optional accessories</b>	743Y741 Caster wheels and fixed wheels



## 743A211 Mounting frame with laser

<b>Article number</b>	<b>743A211</b>
<b>for</b>	Mounting frame for 743A220 PROS.A. Assembly and 743A200 PROS.A. Assembly (old version)
<b>Dimensions WxDxH</b>	707 x 521 x 464 mm
<b>Weight</b>	14.8 kg
<b>To be used for</b>	Three laser lines (one frontal plumb line and two sagittal plumb lines)
<b>Scope of delivery</b>	Mounting frame with 3 lasers including holder, 1 power bank including USB cable, Schuko mains adapter and holder, main switch, 743Y689 gauge for laser alignment, mounting material, markings as mounting aid



1

2

3

4

5

6

7

8



## 743A100=\* Ottobock alignment apparatus

Article number	743A100=2	743A100=3
Version	Bench model	Mobile
Equipment	Integrated laser for aligning the socket and the distal structure, special knee holder for universal use for modular knee joints	
Dimensions WxDxH	600 x 680 x 1,180 mm	650 x 680 x 1,680 mm
Knee joints	Knee attachments for 3R80, 3R20, 3R15, 3R49, 3C1, 3R60, 3R70, 3R46, C-Leg	
Electrical connection in V/Hz/kW	1 x 100-240 N/PE / 50/60 / 0.01	
Weight	77 kg	102 kg
To be used for	Reproducible alignment of modular prostheses	
Scope of delivery	1x 757L100 charger 1x 743Y345 foot template kit, on magnetic film, set consisting of sizes 14, 16, 18, 20, 22, 23, 24, 25, 26, 27, 28, 29 and 30 cm	

9

10

11

12

13

14

15

16



## 743L500 3D L.A.S.A.R. Posture

Article number	743L500
Dimensions WxDxH	630 x 280 x 520 mm
WxD space requirements	1.800 x 1.800 mm
Electrical connection in V/Hz	1x 110 - 240 N/PE / 50-60
Weight	20 kg
To be used for	Static alignment or verification of body posture in: <ul style="list-style-type: none"> <li>• lower limb prosthetics</li> <li>• custom lower limb orthotics</li> <li>• orthopaedic foot care</li> <li>• incorrect posture of pelvis and legs</li> <li>• leg length discrepancy</li> <li>• physiotherapy</li> <li>• rehabilitation</li> </ul>
Scope of delivery	Force measurement plate in two sections, 2 pc. camera stands (with 2 cameras each), tablet PC (with inserted micro-SD memory card), battery charger for tablet PC (with USB cable), 743Y725 Wall mount

17


18

19



## 743S12 Heel height measuring device

Article number	743S12
Weight	0.27 kg
To be used for	For measuring the effective heel height

 646F219=D alignment recommendations for modular lower-limb prostheses



## 743S120=2 Heel height measuring device

<b>Article number</b>	<b>743S120=2</b>
<b>Version</b>	<b>with label printer</b>
<b>Equipment</b>	Integrated database to store patient data and orders, multilingual display (DE, GB, NL, FR), with backlight, colour touch screen, measurements in cm, mm or inches, sturdy and easy to clean lower plate with crosshairs for exact positioning of the measuring objects, straightforward zero point setting
<b>Dimensions WxDxH</b>	500 x 400 x 600 mm
<b>Material</b>	Steel, stainless steel, aluminium
<b>Electrical connection in V/Hz/kW</b>	1 x 200-240 N/PE / 50-60 / 0.1
<b>Connecting cable</b>	5 m connection cable with two pin earthed plug
<b>Colour</b>	Light grey (RAL 7035)



## 743A8 / 743A80 Knee pivot gauge/ 50:50 Gauge

<b>Article number</b>	<b>743A8</b>	<b>743A80</b>
<b>Version</b>	Knee pivot gauge	50:50 Gauge
<b>Material</b>	Steel	
<b>To be used for</b>	To determine the compromise pivot axis according to Nietert (60:40 graduation)	Precisely determining the lateral centre line of a prosthetic socket
<b>Version</b>		Movable arms for prosthesis sockets of various sizes



 647H465


## 743A160 Ottobock transfer device

<b>Article number</b>	<b>743A160</b>
<b>Equipment</b>	Adapter ring, holder for exhaust tube, for clamping in the vice
<b>Dimensions WxDxH</b>	260 x 1,020 x 300 mm
<b>Material</b>	Galvanised square steel tubing
<b>Weight</b>	10 kg
<b>To be used for</b>	Transfer applications for alignment
<b>Spare parts</b>	743Y34 Receiver for SACH* foot adapter 501T3=M10X60 Cylinder head bolt 2R8=M10 SACH* foot adapter with screw connection 755R90 One-way exhaust tube, dimensions WxDxH 42 x 30 x 400 mm, connection Ø 13 mm 755R100 Two-way vacuum pipe, dimensions WxDxH 42 x 30 x 520 mm, connection Ø 6 mm



## 89J1 Transfer apparatus for partial foot prosthesis

<b>Article number</b>	<b>89J1</b>
<b>Weight</b>	8.5 kg
<b>To be used for</b>	Aligning and manufacturing trial prostheses and definitive partial foot prostheses



89J1

1

2


3

4

5

6

7



### 743R6 Orthotic joint alignment set

<b>Article number</b>	<b>743R6</b>
<b>Consisting of</b>	(a) 743Y55 alignment axis - Light metal - (b) 743Y70=80 parallel adapter, width 80 mm (standard) or 743Y70=50 parallel adapter, width 50 mm (accessory) - Light metal - (c) 743Y56=1 alignment adapter, for gear segment bars - Stainless steel - (d) 743Y56=2 alignment adapter with 12x7.6 pin flange - Stainless steel - and 501A1=12x7xM4 shoulder screw (e) 743Y56=3 alignment adapter with 14x9.6 pin flange - Stainless steel - and 501A1=14x9xM6 shoulder screw (f) 743Y56=4 alignment adapter with M4 and M6 thread retainer and 501A12=3 shoulder screw - Stainless steel - (g) 743Y72 Allen screw with collar (h) 501A1=12x6xM4 shoulder screw for 743Y56=2 alignment adapter (i) 501A1=12x8xM6 size 3 shoulder screw for alignment adapter (j) 709S10=2.5 Allen key (k) Shoulder screws: 30Y89, 30Y248=20, 30Y248=14-16, 30Y248=12
<b>Weight</b>	1 kg
<b>To be used for</b>	As an aid for lower limb orthosis fabrication, suitable for the "structural orthosis fabrication" technique according to a drawing and for the lamination resin and deep-drawing techniques according to a plaster model

8




### 743A6 Orthotic alignment aid

<b>Article number</b>	<b>743A6</b>
<b>Dimensions WxDxH</b>	270 x 380 x 770 mm
<b>Weight</b>	14 kg
<b>To be used for</b>	Three-dimensional alignment of leg orthoses and positioning of knee and ankle joint points on a plaster negative or plaster positive, for clamping in a vice

647H416

13



### 743A7 Pivot point adjustment aid

<b>Article number</b>	<b>743A7</b>
<b>Material</b>	Stainless steel
<b>To be used for</b>	to determine and establish the knee and ankle pivot point and reference lines on a plaster positive or negative

647G147

17


18


19

## 647X20 Dartfish motion analysis software

<b>Article number</b>	<b>647X20</b>
<b>To be used for</b>	Documentation of patient fittings, illustration of complex movement sequences, freezing image sequences ("StroMotion" technology), comparison of movement sequences – plays up to 4 videos simultaneously (simultaneous playback of one recording from various angles), automatic computation of (knee) angles or opposite angles, illustration of movement and rotation, superimposing 2 video clips with lines superimposed to aid visualisation
<b>Scope of delivery</b>	Software, without cameras

- We would be happy to advise you on questions concerning the software and the cameras necessary upon request.



 646D325=D

1

2

3

4

5

6

7

8

9

10

11

12

13

14

15

16

17

18

19

- 1
- 2
- 3
- 4
- 5
- 6
- 7
- 8
- 9
- 10
- 11
- 12
- 13
- 14
- 15
- 16
- 17
- 18
- 19



# Patient and Fitting Area

Fitting .....	20
Plaster casting .....	25

1

2

3

4

5

6

7

8

9

10

11

12

13

14

15

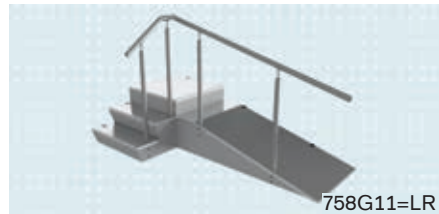
16

17

18

19

## Test platform with inclined surface and steps



### 758G11=\* / 758G9=\* Test platform with inclined surface and steps

Article number	758G11=1	758G11=LR	758G9=L	758G9=R
<b>Version</b>	Handrail on one side	Handrail on one side, inclined surface optional left or right	Handrail on both sides, stairs on left side, width ramp + stairs 800 mm	Handrail on both sides, stairs on right side
<b>Equipment</b>	Dynamic alignment optimisation of leg prostheses in everyday situations		Stable construction with test platform, <b>5 steps</b> and inclined surface, stud plate for better hold	
<b>Length</b>	2,890 mm	2,282 mm	5,242 mm	
<b>Slope</b>	14°		11,5°	
<b>Width</b>	666 mm	1,210 mm	2,037 mm	
<b>Height of handrail</b>	940 mm		900 mm	
<b>Height of platform</b>	510 mm		850 mm	
<b>Weight</b>	90 kg		340 kg	
<b>Colour</b>	Signal white (RAL 9003)			
<b>To be used for</b>	Dynamic alignment optimisation of leg prostheses in everyday situations			
<b>Base frame material</b>	Steel			
<b>Inclined surface and staircase material</b>	Aluminium			
<b>Handrail material</b>	Stainless steel		Steel, coated	
<b>Notes</b>	Optionally the test platform can also be supplied with handrails on both sides.			
<b>Optional accessories</b>	758Y79=1 Handrail	758Y79=LR Handrail		

ⓘ Sufficient room height must be ensured.

## Treadmill



### 758G7=230 Treadmill

Article number	758G7=230
<b>Version</b>	Speed continuously variable from 0 to 20 km/h, low noise, handrails adjustable in height and width, ramp for easier access to the treadmill, handle on the front, emergency stop button, impact-absorbing tread surface 50 x 150 cm, max. patient weight 225 kg, adjustable incline from -10 to 25% , complies with the standards ISO 9001:2008, ISO 13485:2003, IEC 60601-1:2005
<b>Dimensions WxDxH</b>	800 x 2,150 x 1,300 mm
<b>Dimensions WxD</b>	Tread surface: 1,500 x 500 mm
<b>Slope</b>	Positive: up to 25 % Negative: optional to -10 %
<b>Electrical connection in V/Hz/kW</b>	<b>1 x 230 / 50-60 / 1.8</b>
<b>Connecting cable</b>	2,5 m power cord with CEE 7/7 plug
<b>Weight</b>	149 kg
<b>Colour</b>	White

## Parallel bars

### 758G10=\* / 758G30=\* Parallel bars

Article number	758G10=3	758G10=4	758G10=5	758G10=6
<b>Equipment</b>	Adjustable height and width, flat base plates, collapsible rails			
<b>Material</b>	Steel construction			
<b>Length</b>	3000 mm	4000 mm	5000 mm	6000 mm
<b>Height adjustment</b>	690 - 1.050 mm			
<b>Width adjustment</b>	500 - 800 mm			
<b>Weight</b>	58 kg	65 kg	72 kg	90 kg
<b>Colour</b>	Signal white (RAL 9003)			
<b>To be used for</b>	Freestanding set-up; when not used, the parallel bars can be folded up and put to the side			


Article number	758G30=3	758G30=4	758G30=5	758G30=6
<b>Equipment</b>	Adjustable height and width, without braces between the vertical tubes, vertical tubes that can be unscrewed, with base plate and mounting elements			
<b>Material</b>	Steel construction, powder-coated handrail			
<b>Length</b>	3000 mm	4000 mm	5000 mm	6000 mm
<b>Height adjustment</b>	690 - 1.050 mm			
<b>Width adjustment</b>	± 150 mm			
<b>Weight</b>	51 kg	58 kg	65 kg	83 kg
<b>Colour</b>	Signal white (RAL 9003)			
<b>To be used for</b>	Mounting the base plate in the floor screed; the vertical tubes can be screwed out when not needed			



## Accessories for parallel bars

### 752T1 / 752T2 Relief floor panels

Article number	752T1	752T2
<b>Version</b>	Non-slip, wear-resistant, dermatologically neutral, impervious to detergents and humidity	
<b>Dimensions WxD</b>	500 x 500 mm	500 x 250 mm
<b>Material</b>	Polyurethane	
<b>Weight</b>	Per tile: 3.2 kg	1 kg
<b>To be used for</b>	Simulation of walking situations similar to everyday conditions in medical supply stores, therapy, socket fitting and adaptation	Access panels, flush connection to the 752T1 relief floor panels
<b>Scope of delivery</b>	6 pc.	2 pieces
<b>Grade of hardness</b>	Approx. 45 Shore A	



 646D709=DE

1



### 758M1 / 758M2 Mirror

Article number	758M1	758M2
Version	Mirror, mobile	Wall mirror
Equipment	With rear panel, chrome plated frame, tilting	6 mm thick, with polished edges, includes 2x aluminium mirror tracks, 4 end caps, dowels and screws, packed in wooden frame
Dimensions WxH	520 x 1,440 mm	2,000 x 1,000 mm
Weight	9 kg	4 kg
Overall height	1,650 mm	1,000 mm

2

3

4

5

## Examination tables

6



### 758L60 / 758L1 Examination table

Article number	758L60	758L1
Equipment	White epoxy coated frame, white artificial leather upholstery, paper roll holder included, height-adjustable with foot switch, all parts continuously adjustable, load capacity 225 kg	Pair of feet that can be driven in, with levelling feet, adjustable head section, lying surface made of 70 mm thick padding, chrome-plated square tubing
Dimensions WxDxH	640 x 2,000 x 420-1,120 mm	650 x 1,950 x 650 mm
Material	Steel/Artificial leather	
Work surface height	420 - 1,120 mm	650 mm
Electrical connection in V/Hz/kW	1x 230/ 50-60/ 0.47	
Frame colour	White	
Cushion colour	White	Classic silver-grey
Weight	80 kg	34 kg
Optional accessories	758Y2 Paper roll - Width: 500 mm	758Y1 Paper roll holder - To be used for rolls up to 500 mm wide 758Y2 Paper roll - Width: 500 mm

7

8

9




10

11

12



13



14

15

16

17

18

19



## Examination chairs

### 758H6=\* Basic examination chair

Article number	758H6=1	758H6=2
Version	Without drawer	With drawer
Equipment	Moveable step platform and step, padded seat and back	
Dimensions WxDxH	780 x 1,100 x 1,190 mm	
Material	Synthetic leather cover, chrome-plated square tube frame	
Chair width	540 mm	
Seat height	860 mm	
Height of the step platform	390 mm	
To be used for	Suitable for combination with 743P12 podometer (page 24)	
Cover colour	White	



### 758H15 Treatment/examination chair

Article number	758H15
Equipment	Continuous electro-mechanical height adjustment with 30 cm lifting height, seat part can be rotated and locked, integrated adjustable legrest, platform height 40 cm, drawer, storage compartment
Seat height adjustment	970 - 1,270 mm
Dimensions WxD	750 x 1,300 mm
Step platform WxDxH	550 x 750 x 400 mm
Electrical connection in V/Hz/kW	1 x 230 N/PE / 50 / 0.5
Frame colour	Silver hammer finish
Cushion colour	White
Step platform colour (Formica)	Light grey
Weight	165 kg



### 758L70 Examination chair

Article number	758L70
Equipment	Platform and treatment chair height-adjustable, supports, remote control
Dimensions WxDxH	1,450 x 883 x 1,300/1,950 mm
Height-adjustable	600 mm
Seat height adjustment	371 - 591 mm
Lifting force	150 kg
Material	Steel, artificial leather
Electrical connection in V/Hz/kW	1 x 230 N/PE / 50-60 / 0.25
Frame colour	Signal white (RAL 9003)
Cushion colour	White
Connecting cable	3.5 m connection cable with two pin earthed plug
Weight	133 kg




## Accessories for examination chairs



758H13 Leg rest

<b>Article number</b>	<b>758H13</b>
<b>Equipment</b>	<b>Padded rest, height adjustable via spindle</b>
<b>Height-adjustable</b>	400 - 550 mm
<b>Material</b>	Synthetic leather cover, chrome-plated square tube frame
<b>Width</b>	350 mm
<b>Weight</b>	3 kg
<b>Cover colour</b>	White



743P12 Podometer

<b>Article number</b>	<b>743P12</b>
<b>Version</b>	Built-in light source, glass step platform
<b>Dimensions WxDxH</b>	430 x 590 x 320 mm
<b>Material</b>	Steel, glass
<b>Electrical connection in V/Hz/kW</b>	1 x 230 / 50 / 0.008
<b>Weight</b>	11.5 kg
<b>Colour</b>	White

## Fitting room



758T8=\* Table

<b>Article number</b>	<b>758T8=60X60</b>	<b>758T8=80X80</b>
<b>Equipment</b>	Top coated with melamine resin, 4-foot round tubing with continuous frame, foot tube with adjustable glides	
<b>Tabletop dimensions</b>	<b>600 x 600 mm</b>	<b>800 x 800 mm</b>
<b>Table height</b>	720 mm	
<b>Frame colour</b>	Metallic graphite grey	
<b>Weight</b>	14.9 kg	18.5 kg
<b>Tabletop colour</b>	Light grey	



758H7=R Swivel chair

<b>Article number</b>	<b>758H7=R</b>
<b>Equipment</b>	With floor gliders, five-pointed star base, height adjustable with anatomic lift gas spring
<b>Castors</b>	Yes
<b>Diameter</b>	350 mm
<b>Height adjustment range</b>	430 - 600 mm
<b>Material</b>	Synthetic leather cover, chrome-plated column
<b>Weight</b>	8 kg
<b>Base colour</b>	Jet black (RAL 9005)
<b>Seat colour</b>	Classic silver-grey

## 758H80 Visitor's chair

<b>Article number</b>	<b>758H80</b>
<b>Version</b>	Shell chair with slots, chrome-plated feet, plastic seat
<b>Dimensions WxDxH</b>	500 x 550 x 780 mm
<b>Material</b>	Steel, plastic
<b>Seat height</b>	440 mm
<b>Weight</b>	3.4 kg
<b>Colour</b>	White



## 758X120=1 X-ray light cabinet

<b>Article number</b>	<b>758X120=1</b>
<b>Version</b>	LED lighting, adjustable brightness, glare-free, long service life
<b>Dimensions WxDxH</b>	<b>850 x 24 x 545 mm</b>
<b>Material</b>	Aluminium
<b>Electrical connection in V/Hz/kW</b>	1x 100-240 / 50-60 / 0.04
<b>Weight</b>	7.7 kg
<b>Colour</b>	Grey



## 646F106=GB / 646F195=GB / 646F290=GB / 646F267=GB / 646F279=GB Anatomical charts



<b>Article number</b>	<b>646F106=GB</b>	<b>646F195=GB</b>	<b>646F290=GB</b>	<b>646F267=GB</b>	<b>646F279=GB</b>
<b>Version</b>	The knee	The spinal column	Foot/ankle	The hand	The shoulder
<b>Height</b>	980 mm				
<b>Width</b>	680 mm				

## 1 Plaster casting



### 743A150 Spinal casting aid, complete

<b>Article number</b>	<b>743A150</b>
<b>Version</b>	Adjustable in just a few steps, adjustable footplate, knee supports and handles, support/anchor points for maximum safety, upper frame with head support
<b>Dimensions WxDxH</b>	880 x 650 x 1.860-2.700 mm
<b>Workspace WxD</b>	900 x 750 mm
<b>Weight</b>	75 kg
<b>To be used for</b>	Assistance and support in casting
<b>Scope of delivery</b>	743A140 Spinal casting aid, lumbar version, 755Y400=1 Rack attachment, 755Y400=2 Rack attachment "scoliosis", 755Y400=3 Mirror, 755Y400=4 Head support, 755Y400=5 Pulley, 755Y400=6 Sitting-standing aid



### 743A9 Foot plaster casting aid

<b>Article number</b>	<b>743A9</b>
<b>Material</b>	Plastic/stainless steel
<b>To be used for</b>	Creating a plaster negative of the foot with various heel heights and adjustable tip lift in the forefoot area, especially appropriate for AFO, KAFO, inserts
<b>Scope of delivery</b>	1x base plate, 1x forefoot wedge, guide rods, 5 mm foot rest, 4x 20 mm height adjustment plate, 1x 10 mm height adjustment plate, 1x 5 mm height adjustment plate

 647G146



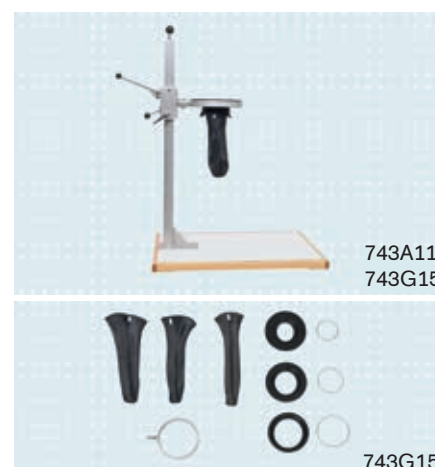
### 743A11 Ottobock casting frame

<b>Article number</b>	<b>743A11</b>
<b>Dimensions WxDxH</b>	600 x 800 x 1.115 mm
<b>Space requirements WxD</b>	2.000 x 2.000 mm
<b>Weight</b>	21 kg
<b>To be used for</b>	Functional plaster casting under weighted conditions
<b>Scope of delivery</b>	743A12 base plate, 743A13=S adapter rings, 743Y12 square column with lifting clamp device and gimbal

## Accessories for Ottobock plaster device

### 743G15 Ipso Cast

<b>Article number</b>	<b>743G15</b>
<b>for</b>	for attachment to 743A11 Ottobock casting frame
<b>Weight</b>	5.7 kg
<b>To be used for</b>	Taking plaster negatives under load for the fabrication of a TT socket
<b>Scope of delivery</b>	1x adapter for connection to 743A11 Ottobock plaster device, 3x retaining ring for casting tube (Ø 110 mm, Ø 140 mm, Ø 180 mm), 1x 743Y760=90 casting tube (Ø 90 mm), 1x 743Y760=110 casting tube (Ø 110 mm), 1x 743Y760=140 casting tube (Ø 140 mm)
<b>Consumables</b>	743Y760=90 casting tube Ø 90 mm, 1 piece 743Y760=90-5 casting tube Ø 90 mm, 5 pieces 743Y760=110 casting tube Ø 110 mm, 1 piece 743Y760=110-5 casting tube Ø 110 mm, 5 pieces 743Y760=140 casting tube Ø 140 mm, 1 piece 743Y760=140-5 casting tube Ø 140 mm, 5 pieces



### 743G5 Hip-cast plaster device

<b>Article number</b>	<b>743G5</b>
<b>for</b>	743A11 Ottobock casting frame
<b>Version</b>	Special silicone casting form that is integrated into the support plate and rotatable, encompasses the ramus and forms the seat surface under weighted conditions; position for a modular hip joint is set with pressure blocks; the iliac crests are modelled precisely with the tension belts
<b>Dimensions WxDxH</b>	455 x 335 x 700 mm
<b>Weight</b>	7.5 kg
<b>Colour</b>	Light grey (RAL 7035)
<b>To be used for</b>	In connection with 743A11 Ottobock casting frame for anatomically functional plaster casting technology for fitting a hip disarticulation

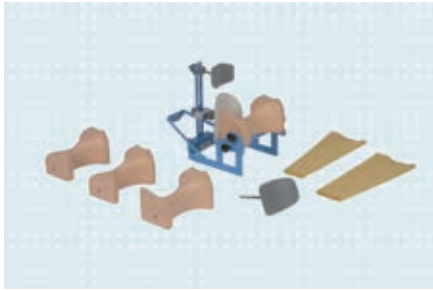
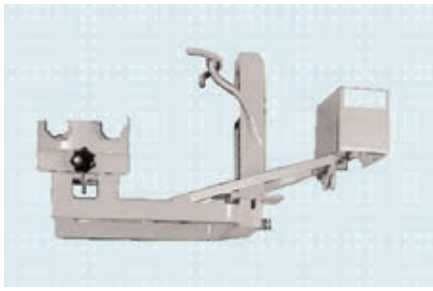


### 743Y25 Attachment board

<b>Article number</b>	<b>743Y25</b>
<b>for</b>	743A11 Ottobock casting frame
<b>Equipment</b>	2x 743Y26 pressure blocks
<b>Dimensions WxDxH</b>	235 x 350 x 59 mm
<b>Weight</b>	2.8 kg
<b>To be used for</b>	Plaster casting for hip/knee disarticulation patients



1  
2  
3  
4  
5  
6  
7  
8  
9  
10  
11  
12  
13  
14  
15  
16  
17  
18  
19



### 743G10 / 743G1 Sit-cast casting device

Article number	743G10	743G1
<b>for</b>	for attachment to 743A11 Ottobock casting frame	
<b>Version</b>	Sit-cast plaster device with pneumatics	Sit-cast casting device
<b>Equipment</b>	Femoral pad can be adjusted specifically to patient via pressure regulator, pneumatic pressure adjustment, short stroke cylinder, option of connecting pneumatic unit to compressed air supply	
<b>Dimensions WxDxH</b>	310 x 960 x 460 mm	310 x 800 x 460 mm
<b>Stroke length</b>	75 mm	
<b>Max. pressure</b>	3 bar	
<b>Weight</b>	21 kg	15.22 kg
<b>To be used for</b>	In connection with 743A11 Ottobock casting frame for creating plaster negatives under weighted conditions for transfemoral ischial containment socket	
<b>Version</b>	<b>With SIT*-Cast 743Y50=L1, =R1, =L2, =R2, =L3, =R3, =L4, =R4 casting forms</b>	<b>With SIT*-Cast 743Y50=L1, =R1, =L2, =R2 casting forms</b>
<b>Notes</b>	Connection hose and maintenance unit with pressure reducer for connecting the SIT-Cast plaster device to a compressed air supply are not included in the scope of delivery.	

• Accessories: 743S1=S diameter (page 215)



### 743Y50 Anatomical SIT-cast

Article number	743Y50
<b>for</b>	For attachment to 743A11 Ottobock casting frame with 743G1(=0)/743G10(=0) SIT-Cast plaster device
<b>Equipment</b>	Adjustable casting forms for the perineum area, 2 adjustable leg pads
<b>To be used for</b>	For modelling the plaster negative with perfect fit

646S1=4.08D

## Plaster bandage cart and accessories



### 758A7=\* Plaster bandage cart

Article number	758A7=63	758A7=93
<b>Equipment</b>	Plastic-coated cabinet body, 2 drawers, 2 hinged doors, seamless tabletop with screen on three sides, adjustable plastic insert shelf, push handle, 4 casters (Ø 125 mm), electrically conductive, wall clearance wheels	
<b>Dimensions WxDxH</b>	630 x 580 x 930 mm	930 x 580 x 930 mm
<b>Work surface height</b>	860 mm	
<b>Weight</b>	62 kg	74 kg
<b>Colour</b>	Grey-white (RAL 9002)	

\*SIT: supported ischium trochanteric

## 754W5=\* Stainless steel bowl

Article number	754W5=1	754W5=2
Dimensions WxDxH	500 x 300 x 150 mm	500 x 135 x 150 mm
Weight	1.85 kg	1.25 kg
To be used for	For moistening plastic bandages	



1

2

3

4

5

6

7

8

9

10

11

12

13

14

15

16

17

18

19

- 1
- 2
- 3
- 4
- 5
- 6
- 7
- 8
- 9
- 10
- 11
- 12
- 13
- 14
- 15
- 16
- 17
- 18
- 19





# Workstations

Plaster processing workstations .....	31
Workstations for tooling metal .....	37
Workstations for trimming .....	38
Workbenches for processing adhesives .....	39
Workbenches .....	41
Vacuum forming workstations .....	52
Lamination workstations .....	55
Workstations for mixing and trimming .....	60
Paint spray booth .....	62
Accessories for workstations .....	63

1

2

3

4

5

6

7

8

9

10

11

12

13

14

15


16

17

18

19

## 1 Plaster modelling workstations



### 754W20 Plaster processing station

<b>Article number</b>	<b>754W20</b>
<b>Version</b>	Swivelling collection container, height adjustment, variable vice adjustment, can be bolted to the floor
<b>Dimensions WxDxH</b>	1,390 x 575 x 1,250 mm
<b>Material</b>	Galvanised steel
<b>Weight</b>	63 kg
<b>Colour</b>	Light grey (RAL 7035)
<b>To be used for</b>	Plaster processing
<b>Scope of delivery</b>	Includes vice and mounting materials
<b>Optional accessories</b>	754W2=1 Waste container (page 64) 704G7 Plaster cast tube retainer (pages 196, 200) Tools for work with plaster (page 199) Compressed-air plaster saw (page 140)/ Electric plaster saw (page 149)



### 758A10 Plaster modelling table

<b>Article number</b>	<b>758A10</b>
<b>Equipment</b>	Tabletop with stainless steel cover (rust-proof), bevelled on the sides, base frame made of square tubing, galvanised storage racks
<b>Dimensions WxDxH</b>	1,800 x 900 x 850 mm
<b>Material</b>	Rust-proof stainless steel
<b>Weight</b>	121 kg
<b>Optional accessories</b>	754W2=1 Waste container (page 64) 704B1=140 Vice (page 197)/ 704G300 Clamping device (page 196) 704G7 Plaster cast tube retainer (pages 196, 200) Tools for work with plaster (page 199) Compressed-air plaster saw (page 140)/ Electric plaster saw (page 149)



### 758A110=\* Plaster modelling table, square

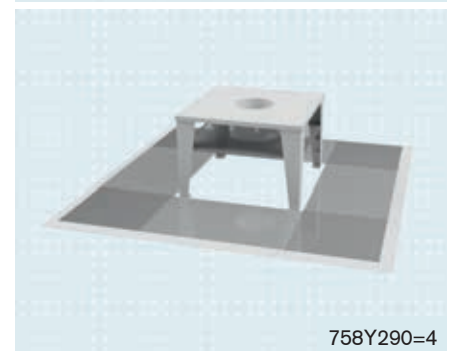
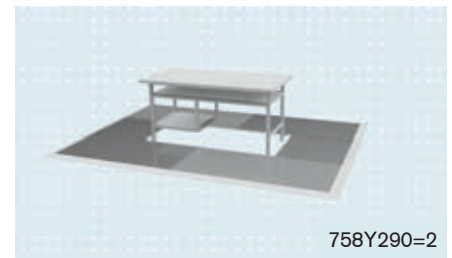
<b>Article number</b>	<b>758A110=1250</b>	<b>758A110=1420</b>
<b>Equipment</b>	Worktop with opening to dispose of plaster waste, holes around the edge of the worktop (diameter 20 mm) for inserting plaster models, storage rack, can be bolted to the floor	
<b>Dimensions WxDxH</b>	<b>1,250 x 1,250 x 850 mm</b>	<b>1,420 x 1,420 x 850 mm</b>
<b>Material</b>	Stainless steel	
<b>Weight</b>	103 kg	133 kg
<b>Optional accessories</b>	754W2=1 Waste container (page 64) 704B1=140 Vice (page 197)/ 704G300 Clamping device (page 196) 704G7 Plaster cast tube retainer (pages 196, 200) Tools for work with plaster (page 199) Compressed-air plaster saw (page 140)/ Electric plaster saw (page 149)	

## Accessories for plaster modelling workstations

### 758Y290=\* Grating frame for plaster modelling tables




Article number	758Y290=2	758Y290=3	758Y290=4	758Y290=6
<b>for</b>	Accessories for <b>758A10</b> Plaster modelling table	Accessories for <b>758A110=1420</b> Plaster modelling table, square	Accessories for <b>758A110=1250</b> Plaster modelling table, square	Accessories for <b>758A10</b> Plaster modelling table in combination with <b>754W8=1</b> Ceramic water basin for plaster and <b>754Y70=2</b> Base frame for ceramic basin
<b>Outer dimensions WxDxH</b>	3,652 x 2,662 x 27 mm	3,262 x 3,262 x 27 mm	3,162 x 3,162 x 27 mm	3,743 x 1,778 x 30 mm
<b>Material</b>	Galvanised steel			
<b>Weight</b>	170 kg	181 kg	178 kg	119 kg
<b>To be used for</b>	Installation <b>on floor screed</b>			
<b>Scope of delivery</b>	four pieces as all-round frame, incl. outer frame, inner frame and grating		three grates with frame and stepping edge	

⚠ Detailed planning is absolutely required.



- 1
- 2
- 3
- 4
- 5
- 6
- 7
- 8
- 9
- 10
- 11
- 12
- 13
- 14
- 15
- 16
- 17
- 18
- 19

- 1
- 2
- 3
- 4
- 5
- 6
- 7
- 8
- 9
- 10
- 11
- 12
- 13
- 14
- 15
- 16
- 17
- 18
- 19



### 758Y291=\* Grating frame for plaster modelling tables

Article number	758Y291=2	758Y291=3	758Y291=4	758Y291=6
<b>for</b>	Accessories for <b>758A10</b> Plaster modelling table	Accessories for <b>758A110=1420</b> Plaster modelling table, square	Accessories for <b>758A110=1250</b> Plaster modelling table, square	Accessories for <b>758A10</b> Plaster modelling table in combination with <b>754W8=1</b> Ceramic water basin for plaster and <b>754Y70=2</b> Base frame for ceramic basin
<b>Outer dimensions WxDxH</b>	3,424 x 2,436 x 31 mm	3,036 x 3,036 x 31 mm	2,936 x 2,936 x 31 mm	3,436 x 1,624 x 30 mm
<b>Material</b>	Galvanised steel			
<b>Weight</b>	155 kg	160 kg	155 kg	106 kg
<b>To be used for</b>	Installation <b>in floor screed</b>			
<b>Scope of delivery</b>	four pieces as all-round frame			three grates with frame

⚠ Detailed planning is absolutely required.

## Plaster basins

### 754W23=\* Tabletop sink, stainless steel



Article number	754W23=2	754W23=3
Version		Sliding doors
Equipment	Shelf, space for plaster separator, standpipe, siphon, rust-proof, without faucet, sink dimensions WxDxH: 500 x 500 x 300 mm, includes hole for faucet, Ø 35 mm	
Dimensions WxDxH	1,400 x 700 x 900 mm	1,200 x 700 x 900 mm
Material	Stainless steel	
Weight	54 kg	55 kg
Optional accessories	754W15 Plaster separator, closed (page 36)	

### 754W24=120 Plaster sink

Article number	754W24=120
Version	For wall mounting, high splash protection, faucet installation on wall
Dimensions WxDxH	1,200 x 420 x 200 mm
Material	Stainless steel
To be used for	Sink for polishing and grinding plaster models
Optional accessories	754W15 Plaster separator, closed (page 36)



### 754W6=R / 754W8=1 Ceramic water basin/ Ceramic water basin for plaster

Article number	754W6=R	754W8=1
Version	Ceramic water basin	Ceramic water basin for plaster
Equipment	Shelf right, drain valve	Temperature-resistant up to max. 65 °C
Dimensions WxDxH	1,000 x 500 x 150 mm	700 x 500 x 200 mm
Material	Ceramic	
Weight	43 kg	36 kg
Colour	White	
Optional accessories	754W15 Plaster separator, closed (page 36) 754Y70=* Base frame for ceramic basin (page 36)	



## Accessories for plaster basins



### 754Y70=\* Base frame for ceramic basin

Article number	754Y70=2	754Y70=3
for	754W8=1 Ceramic water basin for plaster	754W6=R Ceramic water basin
Version	Open back wall, door, shelf, adjustable feet, space for 754W15 Plaster separator	
Dimensions WxDxH	690 x 480 x 650 mm	990 x 480 x 700 mm
Material	Steel with zinc coating	
Weight	23 kg	23.5 kg
Colour	Signal white (RAL 9003)	
Optional accessories	754W15 Plaster separator, closed (page 36)	



### 754Y4=\* Basin bracket

Article number	754Y4=2	754Y4=3
for	754W8=1 ceramic water basin for plaster	754W6=R ceramic water basin
Equipment	two height-adjustable feet, mounting kit	
Dimensions DxH	480 x 650 mm	480 x 700 mm
Weight	3 kg	
To be used for	For wall mounting	



### 754W15 Plaster separator, closed

Article number	754W15
Dimensions Ø x H	340 x 320 mm
Version	4-chamber purification system, easy to clean with film insert, visual inspection of the height of the slurry thanks to transparent container, no odour nuisance thanks to closed system, no overflow, 50 mm diameter discharge connection
Equipment	Transparent container with film insert and quick-release lock
Height	320 mm
Height of the water drain	245 mm
Weight	2.1 kg
To be used for	Separating plaster; to be installed beneath the plaster/washing basin
Scope of delivery	1 supply hose, straight, length 500 mm, 1 1/2" 1 flexible drain hose, length 500 mm, outflow 50/40 mm
Consumables	754X2 Replacement film for plaster separator, scope of delivery 25 pc.
Optional accessories	754X1 Water pump for plaster separator

## Plaster silo/ Automated plaster mixing unit

### 754G2=\* Plaster silo

Article number	754G2=230	754G2=350
Equipment	Cover plate, plaster dosing worm gear, 4 swivelling wheels, plaster bag ripper	
Dimensions WxDxH	796 x 1,100 x 1,228 mm	846 x 1.100 x 1.486 mm
Material	Steel	
Weight	70 kg	80 kg
Container volume	230 l	350 l
Optional accessories	754W31=* Plaster container (page 239) 756B15 Electric plaster mixer (page 155)/ 756G3 Plaster stirrer (page 200)	



### 701Z150 Automated plaster mixing unit

Article number	701Z150
Equipment	Touch screen in 4 languages (DE, EN, FR, NL), vibration motor, spindles for even plaster transport, water connection to water line (without integrated pump), plaster reservoir (volume 175l), splash protection, removable grate, plaster bag ripper, emergency stop switch, grounded plug, holder for plaster mixer
Dimensions WxDxH	750 x 1,655 x 1,270 mm
Material	Steel, stainless steel
Electrical connection in V/Hz/kW	3 x 400 N/PE / 50-60 / 0.3
Connecting cable	2 m power cord with CEE plug 5 x 16 A and CEE socket 5 x 16 A
Weight	165 kg
Container volume	175 l
Optional accessories	754W31=* Plaster container (page 239) 756B15 Electric plaster mixer (page 155)/ 756G3 Plaster stirrer (page 200)



## Plaster cast

### 754W1=\* Plastic basin

Article number	754W1=1	754W1=2
Version	With chassis and 4 caster wheels	Without chassis
Dimensions WxDxH	840 x 580 x 410 mm	
Weight	10.5 kg	6 kg
Optional accessories	754Y10 Plaster tube support frame (page 37)	



### 754Y10 Plaster tube support frame

Article number	754Y10
for	754W1=* Plastic basin
Version	Stainless steel
Equipment	two clamps, four angle brackets
Dimensions WxDxH	475 x 775 x 800 mm
Weight	4.6 kg
To be used for	Mounting on 754W1=* Plastic basin, for securing the plaster cast tube when filling negative models



## Workstations for tooling metal



### 756S5 Welding table

<b>Article number</b>	<b>756S5</b>
<b>Equipment</b>	Intermediate storage plate, flat-steel grid, steel plate insert, removable fireclay plate, levelling plate
<b>Dimensions WxDxH</b>	900 x 600 x 800 mm
<b>Material</b>	Steel tube angle iron construction
<b>Weight</b>	Approx. 83 kg
<b>Colour</b>	Grey (RAL 7011)
<b>Optional accessories</b>	Suction systems for welding fumes (page 110) 756S2 Electric arc welder (page 156)



### 735A3=35 PFP anvil

<b>Article number</b>	<b>735A3=35</b>
<b>Dimensions WxH</b>	500 x 190 mm
<b>Material</b>	Steel
<b>Length of work surface</b>	190 mm
<b>Width of work surface</b>	105 mm
<b>Weight</b>	ca. 35 kg
<b>Grade of hardness</b>	59 HRC
<b>Version</b>	Hardened work surface, with two horns
<b>Optional accessories</b>	Hammers (page 226)



### 703B1 Assembly platform for wheelchairs

<b>Article number</b>	<b>703B1</b>
<b>Equipment</b>	Robust steel frame construction, with sturdy tube push handles, lifting with foot pedal, controlled continuous lowering by hand, with polyurethane tyres, two locking steering casters and two load casters
<b>Material</b>	Steel construction, aluminium platform
<b>Colour</b>	Blue (RAL 5005)/ yellow (RAL 1028)
<b>Lifting range</b>	90 - 830 mm
<b>Castor forks WxD</b>	540 x 1,150 mm
<b>Length (with platform)</b>	1,500 (1,690) mm
<b>Width (with platform)</b>	526 (800) mm
<b>Inclined ramp for driving wheelchairs up</b>	Approx. 150 mm
<b>Load capacity</b>	500 kg
<b>Platform</b>	Aluminium stud plate, natural
<b>Weight</b>	122 kg



## Workstations for trimming

### 758A61 / 758A150=100 Sizing table

Article number	758A61	758A150=100
<b>Workbench top</b>	40 mm multiplex beech wood worktop	
<b>Version</b>	<b>Sizing table with telescoping shelves</b>	<b>Sizing table with drawer and storage shelf</b>
<b>Equipment</b>	6 telescoping wooden shelves	Welded steel frame, 1x storage compartment, 1x drawer
<b>Dimensions WxDxH</b>	<b>1,480 x 1,220 x 1,050 mm</b>	<b>2,000 x 1,000 x 850 - 1,010 mm</b>
<b>Material</b>	Steel/wood	
<b>Cabinet dimensions WxDxH</b>	411 x 572 x 180 mm	
<b>Load capacity</b>	80 kg per drawer	
<b>Weight</b>	319 kg	105.5 kg
<b>Colour</b>	Light grey (RAL 7035)	
<b>Notes</b>	Other dimensions available upon request. The workbench is delivered <b>assembled</b> .	
<b>Optional accessories</b>	Electric cutter (page 152)/ Scissors (page 208)/ Cutting device (page 206)/ Knives (page 210)	



- 1
- 2
- 3
- 4
- 5
- 6
- 7
- 8
- 9
- 10
- 11
- 12
- 13
- 14
- 15
- 16
- 17
- 18
- 19

## Workbenches for processing adhesives



### 758A66 Workbench for processing adhesives, with connection for external suction

<b>Article number</b>	<b>758A66</b>
<b>Equipment</b>	<p>Consisting of:</p> <p><b>758A81=3 Workbench with drawer unit:</b> Drawer unit right, four drawers (height: 2x 75mm, 1x 100mm, 1x 200mm), cylinder lock with two keys for locking the drawers, steel roller bearings, drawer can be extended up to 90% of the overall length, handle strip that can be labelled</p> <p><b>758Z96=1500 "Airflow Multi-I Executive" suction top for workbench:</b> Beech wood panel cover, suction openings can be closed manually, integrated lighting, storage rack, (depth 200 mm), connection for external suction</p> <p><b>758Z81=2 Electrical and compressed air connections for workbench:</b> Two grounded outlets with hinged cover, cable and plug, two compressed air connections, pressure reducer, pressure gauge, 2 m compressed air hose (Ø 8 mm)</p>
<b>Exhaust nozzle Ø</b>	150 mm
<b>Dimensions WxD</b>	1,500 x 750 mm
<b>Height adjustment range</b>	850 - 1,010 mm
<b>Electrical connection in V/Hz</b>	1 x 100-240 / 50-60
<b>Accent colour</b>	Anthracite grey (RAL 7016)
<b>Connecting cable</b>	3 m connection cable with grounded plug
<b>Weight</b>	127.5 kg
<b>Colour</b>	Light grey (RAL 7035)
<b>Optional accessories</b>	<p>Suction systems for vapours (page 108)</p> <p>Vices and clamping aids (page 196)</p> <p>754M4=* Storage container (page 239)/ 754B4 Sprinkle can (page 240)</p>

- For the extraction of adhesive vapours, the workbench has to be connected to an external suction system. (page 109)

## 758A65=\* / 758A350=1.5 Workbench for processing adhesives, with integrated suction


Article number	758A65=1.5	758A65=2	758A350=1.5
<b>Version</b>	<b>Explosion-protected fan</b>		
<b>Equipment</b>	Exhaust nozzle right (diameter 150 mm), cabinet right, <b>explosion-protected fan in cabinet</b> , gluing worktop with edge suction, multiplex worktop, suction top with shelf (depth 200 mm), lighting and suction slots that can be closed		Cabinet right, <b>explosion-protected fan</b> in cabinet, gluing worktop with edge suction, multiplex worktop
<b>Dimensions WxDxH</b>	<b>1,500 x 750 x 1,168 mm</b>	<b>2,000 x 750 x 1,168 mm</b>	<b>1,500 x 750 x 750 mm</b>
<b>Exhaust nozzle Ø</b>	150 mm		
<b>Work surface height</b>	750 mm		
<b>Accent colour</b>	Anthracite grey (RAL 7016)		
<b>Electrical connection in V/Hz/kW</b>	1 x 230 PE / 50 / 0,7		1 x 230 PE / 50 / 0.7
<b>Connecting cable</b>	3 m cable with two-pin earthed plug		
<b>Weight</b>	152.5 kg	190 kg	105 kg
<b>Colour</b>	Light grey (RAL 7035)		
<b>Notes</b>	Due to the exhaust nozzle on the right side, 200 mm of space for the exhaust air duct has to be allowed on the right next to the workbench for processing adhesives.		The suction arm is not included in the scope of delivery.
<b>Optional accessories</b>	Vices and clamping aids (page 196) 754M4=* Storage container (page 239)/ 754B4 Sprinkle can (page 240)		1x 760A40 Suction arm (page 60)



- 1
- 2
- 3
- 4
- 5
- 6
- 7
- 8
- 9
- 10
- 11
- 12
- 13
- 14
- 15
- 16
- 17
- 18
- 19

## 1 Workbenches

2 The workbenches that follow can be fabricated to individual customer specifications. In addition to the standard sizes, the following dimensions are available on request: **Width:** 750 mm, 1,000 mm, 1,250 mm, 1,500 mm, 1,750 mm or 2,000 mm; **Depth:** 610 mm, 750 mm, 800 mm or 1,000 mm; **Height:** 660-820 mm or 850-1010 mm



### 758A60 Workbench with material storage

<b>Article number</b>	<b>758A60</b>
<b>Workbench top</b>	40 mm multiplex beech wood worktop
<b>Equipment</b>	4 vertical and 4 horizontal compartments for storing sheet materials, 12 tube compartments for storing roll materials
<b>Dimensions WxDxH</b>	1,500 x 1,000 x 1,000 mm
<b>Dimensions WxD</b>	1,500 x 1,000 mm
<b>Height adjustment range</b>	850 - 1,010 mm
<b>Material</b>	Steel/wood
<b>Weight</b>	244 kg
<b>Colour</b>	Light grey (RAL 7035)
<b>Optional accessories</b>	Vices and clamping aids (page 196)

- A door opening width of at least 1,000 mm is required to transport the workbench to the installation location.



### 758A300 Workbench for six persons

<b>Article number</b>	<b>758A300</b>
<b>Equipment</b>	Six drawers, Airflow suction, electricity and compressed air connection per workstation (consisting of 2x grounded outlet and 2x compressed air connection)
<b>Dimensions WxDxH</b>	2,400 x 2,078 x 850 mm
<b>Volume flow</b>	Recommended: 1,000 m <sup>3</sup> /h
<b>Material</b>	Steel, wood
<b>Accent colour</b>	Anthracite grey (RAL 7016)
<b>Air exhaust nozzle Ø</b>	225 mm
<b>Electrical connection in V/Hz/kW</b>	1 x 230 / 50-60 / 3.6
<b>Weight</b>	600 kg
<b>Colour</b>	Light grey (RAL 7035)
<b>Optional accessories</b>	Suction systems for vapours (page 108) Vices and clamping aids (page 196)

- An external exhaust fan or a central exhaust system is required for dust collection from the shoemaker's workbench. (page 108)

## 758A1=\* Workbench

Article number	758A1=1.5G	758A1=2G
Equipment	Workbench top made of parqueted red beech wood, chassis made of square steel tubing (40 x 40 x 2 mm), recessed shelf	
Work surface height	850 mm	
Workbench top WxDxH	1,500 x 700 x 50 mm	2,000 x 700 x 50 mm
Drawers	Drawers made of red beech (1 x 150 mm high on the left, 2 x 55 mm high on the right)	
Frame colour	Light grey (RAL 7035)	
Weight	85 kg	100 kg
Optional accessories	Vices and clamping aids (page 47)	



- Other dimensions available upon request. The workbench is delivered assembled.

## 758A2=\* Workbench

Article number	758A2=1.5G	758A2=2G
Equipment	Workbench top made of parqueted red beech wood, chassis made of square steel tubing (40 x 40 x 2 mm), recessed shelf	
Work surface height	850 mm	
Workbench top WxDxH	1,500 x 700 x 50 mm	2,000 x 700 x 50 mm
Drawers	Drawers made of red beech (4 x 100 mm high)	
Frame colour	Light grey (RAL 7035)	
Weight	90 kg	105 kg
Optional accessories	Vices and clamping aids (page 196)	



- The workbench is delivered assembled.

## 758A3=1.5G / 758A4=1.5G Workbench

Article number	758A3=1.5G	758A4=1.5G
Equipment	Workbench top made of parqueted red beech wood, chassis made of square section steel (40 x 40 x 2 mm), drawers made of red beech on left (3 x 150 mm high), shelf with swing door on right	Workbench top made of parqueted red beech wood, chassis made of square steel tubing (40 x 40 x 2 mm), drawers made of red beech (1 x 150 mm high on the left, 2 x 55 mm high on the right), shelf with swing door
Work surface height	850 mm	
Workbench top WxDxH	1,500 x 700 x 50 mm	
Frame colour	Light grey (RAL 7035)	
Weight	95 kg	90 kg



- The workbench is delivered assembled.

1  
2  
3  
4  
5  
6  
7  
8  
9  
10  
11  
12  
13  
14  
15  
16  
17  
18  
19



### 758A79=\* Workbench

Article number	758A79=3	758A79=4
Version	Height-adjustable	
Height adjustment range	850 - 1,010 mm	
Material	40 mm multiplex beech wood worktop, welded steel frame	
Width	1,500 mm	2,000 mm
Depth	750 mm	
Weight	58.7 kg	71.6 kg
Colour	Light grey (RAL 7035)	
Optional accessories	758Z99=550/ 758Z101=550 Tabletop suction (page 47) 758Z191=*/ 758Z96=*/ 758Z98=* Suction top for workbench (page 48) 758Z135=*/ 758Z136=* Perfo hole plate (page 49) 758Z78=*/ 758Z79=*/ 758Z81=* Electric and compressed air connection for workbench (page 51) Vices and clamping aids (pages 196, 200)	

Other dimensions available upon request. The workbench is delivered assembled.



### 758A81=\* Workbench with drawer unit

Article number	758A81=1	758A81=2	758A81=3	758A81=4
Version	Height-adjustable			
Equipment	Drawer unit right, four drawers, cylinder lock with two keys for locking the drawers, steel roller bearings, drawer extends up to 90% of the overall length, handle strip that can be labelled			
Height adjustment range	660 - 820 mm		850 - 1,010 mm	
Material	40 mm multiplex beech wood worktop, welded steel frame			
Cabinet dimensions WxDxH	564 x 572 x 550 mm			
Width	1,500 mm	2,000 mm	1,500 mm	2,000 mm
Depth	750 mm			
Load capacity	80 kg per drawer			
Number of drawers	2x 75 mm, 1x 100 mm, 1x 200 mm			
Weight	93.4 kg	108.5 kg	97.7 kg	110.6 kg
Colour	Light grey (RAL 7035)			
Optional accessories	758Z99=550/ 758Z101=550 Tabletop suction (page 47) 758Z191=*/ 758Z96=*/ 758Z98=* Suction top for workbench (page 48) 758Z135=*/ 758Z136=* Perfo hole plate (page 49) 758Z78=*/ 758Z79=*/ 758Z81=* Electric and compressed air connection for workbench (page 51) Vices and clamping aids (pages 196, 200)			

Other dimensions available upon request. The workbench is delivered assembled.

## 758A82=\* Workbench with drawer cabinet

Article number	758A82=1	758A82=2	758A82=3	758A82=4
<b>Equipment</b>	Drawer cabinet right, cylinder lock with two keys for locking the drawers, steel roller bearings, drawer extends up to 90% of the overall length, handle strip that can be labelled			
<b>Height</b>	740 mm		890 mm	
<b>Material</b>	40 mm multiplex beech wood worktop, welded steel frame			
<b>Cabinet dimensions WxDxH</b>	564 x 725 x 700 mm		564 x 725 x 850 mm	
<b>Width</b>	1,500 mm	2,000 mm	1,500 mm	2,000 mm
<b>Depth</b>	750 mm			
<b>Load capacity</b>	80 kg per drawer			
<b>Number of drawers</b>	3 drawers (1x 150 mm, 1x 200 mm, 1x 250 mm)		6 drawers (2x 75 mm, 2x 100 mm, 2x 200 mm)	
<b>Weight</b>	89.9 kg	107.3 kg	120.1 kg	137.2 kg
<b>Colour</b>	Light grey (RAL 7035)			
<b>Optional accessories</b>	758Z99=550/ 758Z101=550 Tabletop suction (page 47) 758Z191=*/ 758Z96=*/ 758Z98=* Suction top for workbench (page 48) 758Z135=*/ 758Z136=* Perfo hole plate (page 49) 758Z78=*/ 758Z79=*/ 758Z81=* Electric and compressed air connection for workbench (page 51) Vices and clamping aids (pages 196, 200)			



758A82=1

Other dimensions available upon request. The workbench is delivered **assembled**.

## 758A140=\* Workbench

Article number	758A140=1.5	758A140=2
<b>Version</b>	Drawer cabinet, cylinder lock with two keys for locking the drawers, steel roller bearings, drawer extends up to 90% of the overall length, handle strip that can be labelled	
<b>Dimensions WxDxH</b>	1,500 x 750 x 890 mm	2,000 x 750 x 890 mm
<b>Material</b>	40 mm multiplex beech wood worktop, welded steel frame	
<b>Cabinet dimensions WxDxH</b>	564 x 725 x 850 mm	
<b>Load capacity</b>	80 kg per drawer	
<b>Number of drawers</b>	6 drawers (2x 75 mm, 2x 100 mm, 2x 200 mm)	
<b>Weight</b>	130 kg	141 kg
<b>Colour</b>	Light grey (RAL 7035)	
<b>Optional accessories</b>	758Z99=550/ 758Z101=550 Tabletop suction (page 47) 758Z191=*/ 758Z96=*/ 758Z98=* Suction top for workbench (page 48) 758Z135=*/ 758Z136=* Perfo hole plate (page 49) 758Z78=*/ 758Z79=*/ 758Z81=* Electric and compressed air connection for workbench (page 51) Vices and clamping aids (pages 196, 200)	



758A140=2

Other dimensions available upon request. The workbench is delivered **assembled**.

- 1
- 2
- 3
- 4
- 5
- 6
- 7
- 8
- 9
- 10
- 11
- 12
- 13
- 14
- 15
- 16
- 17
- 18
- 19



758A85=1750



758A85=2000

### 758A85=\* Workbench with drawer cabinet

Article number	758A85=1750	758A85=2000
Version	3 drawer cabinets	2 drawer cabinets
Equipment	Drawer cabinet with 6 drawers each (2x 75 mm, 2x 100 mm, 2x 200 mm), maximum load per drawer 80 kg, cylinder lock with keys for locking the drawers, steel roller bearings, drawer extends up to 90% of the overall length, handle strip that can be labelled	
Dimensions WxDxH	1,750 x 750 x 890 mm	2,000 x 750 x 890 mm
Material	40 mm multiplex beech wood worktop, steel drawer cabinet	
Load capacity	80 kg per drawer	
Weight	270 kg	199 kg
Colour	Light grey (RAL 7035)	

• Other dimensions available upon request. The workbench is delivered **assembled**.




## Accessories for workbenches

### Tabletop suction/ suction top for workbench

#### 758Z99=550 Tabletop suction "Airflow Tabletop"


<b>Article number</b>	<b>758Z99=550</b>
<b>for</b>	Accessory for workbench, for installation in worktop
<b>Version</b>	Suction along the edge of the cutting and gluing worktop
<b>Dimensions WxDxH</b>	<b>550 x 450 x 60 mm</b>
<b>Volume flow</b>	Recommended: 150 m³/h
<b>Air exhaust nozzle Ø</b>	100 mm
<b>Weight</b>	13 kg
<b>Colour</b>	Light grey (RAL 7035)
<b>To be used for</b>	Suction of adhesive vapours
<b>Scope of delivery</b>	702F2=100 Exhaust hose, 0.5 m 702F5=2 Hose clip 90-110 mm
<b>Spare parts</b>	758Z145=7 Cutting and gluing worktop



- The tabletop suction system is recessed into the workbenchtop and can be connected to the following products:
  - 1) Combination with 758Z91=\*, 758Z96=\* and 758Z98=\* Suction top for workbench
  - 2) Connection to a central suction system
- We will gladly prepare a plan for your individual suction system upon request.


#### 758Z101=550 Drawer "Airflow Downunder"

<b>Article number</b>	<b>758Z101=550</b>
<b>for</b>	Accessory for workbench, installation under the worktop
<b>Dimensions WxDxH</b>	<b>550 x 450 x 80 mm</b>
<b>Volume flow</b>	Recommended: 150 m³/h
<b>Material</b>	Steel
<b>Air exhaust nozzle Ø</b>	100 mm
<b>Weight</b>	22.7 kg
<b>Colour</b>	Light grey (RAL 7035)
<b>To be used for</b>	Space-saving drawer with adhesive vapour suction, can be pulled out from under the workbench when needed
<b>Spare parts</b>	JAM-11.06.5189.0 Cutting and gluing worktop



- The drawer for working with adhesives can be connected to the following products:
  - 1) Combination with 758Z91=\*, 758Z96=\* and 758Z98=\* Suction top for workbench
  - 2) Connection to a central suction system
- We will gladly prepare a plan for your individual suction system upon request.


1  
2  
3  
4  
5  
6  
7  
8  
9  
10  
11  
12  
13  
14  
15  
16  
17  
18  
19



### 758Z91=\* Suction top for workbench, depth 150 mm

<b>Article number</b>	<b>758Z91=1500</b>	<b>758Z91=2000</b>
<b>Version</b>	Suction slots	
<b>Dimensions WxDxH</b>	<b>1,500 x 150 x 120 mm</b>	<b>2,000 x 150 x 120 mm</b>
<b>Volume flow</b>	Recommended: 150 m³/h	Recommended: 250 m³/h
<b>Air exhaust nozzle Ø</b>	125 mm	
<b>Weight</b>	13 kg	16 kg
<b>Colour</b>	Light grey (RAL 7035)	
<b>To be used for</b>	Top for workbench, suction of adhesive vapours	

• We will gladly prepare a plan for your individual suction system upon request.




### 758Z96=\* / 758Z98=\* Suction top for workbench, "Airflow Multi Executive"

<b>Article number</b>	<b>758Z96=1500</b>	<b>758Z96=2000</b>	<b>758Z98=1500</b>	<b>758Z98=2000</b>
<b>Version</b>	Suction top "Airflow Multi-I Executive"		Double suction top "Airflow Multi-II Executive"	
<b>Equipment</b>	Beech wood panel cover, suction openings can be closed manually, integrated lighting, storage rack (depth 200 mm), connection for external suction			
<b>Height</b>	415 mm			
<b>Volume flow</b>	Recommended: 300 m³/h		Recommended: 600 m³/h	
<b>Dimensions WxD</b>	<b>1,500 x 435 mm</b>	<b>2,000 x 435 mm</b>	<b>1,500 x 770 mm</b>	<b>2,000 x 770 mm</b>
<b>Accent colour</b>	Anthracite grey (RAL 7016)			
<b>Air exhaust nozzle Ø</b>	<b>150 mm</b>		<b>180 mm</b>	
<b>Electrical connection in V/Hz/kW</b>	1 x 100-240 / 50-60 / 0.015		1 x 110-240 / 50-60 / 0.06	
<b>Connecting cable</b>	3 m connection cable with grounded plug			
<b>Weight</b>	52.5 kg	69.7 kg	85.2 kg	112.8 kg
<b>Colour</b>	Light grey (RAL 7035)			
<b>To be used for</b>	Top for workbench, suction of adhesive vapours			

• Your choice of accent colour for the storage rack upon request.

## Top-mount rack for workbench



### 758Z70=1000 Top-mount rack for workbench

<b>Article number</b>	<b>758Z70=1000</b>
<b>Height</b>	400 mm
<b>Material</b>	Steel
<b>Width</b>	<b>1,000 mm</b>
<b>Depth</b>	250 mm
<b>Weight</b>	17.3 kg
<b>Colour</b>	Light grey (RAL 7035)

• Other dimensions available upon request.

## Perfo hole plate

758Z135=\* / 758Z136=\* Perfo hole plate



Article number	758Z135=1500	758Z135=2000	758Z136=1500	758Z136=2000
Dimensions WxDxH	1,500 x 200 x 550 mm	2,000 x 200 x 550 mm	1,500 x 200 x 750 mm	2,000 x 200 x 750 mm
Material	Steel			
Weight	21.5 kg	29 kg	30.5 kg	51.4 kg
Colour	Light grey (RAL 7035)			
To be used for	Tool storage			

Perfo hole plates are available in other dimensions and a locking version upon request.

## Accessories for Perfo hole plate

758Y600=\* / 758Y605=\* Hook

Article number	758Y600=1	758Y600=2	758Y600=3	758Y605=35	758Y605=85
for	Accessories for 758Z135=*, 758Z136=* Perfo hole plate				
Version	Hook, straight			Angled hook	
Diameter	6 mm	4 mm		6 mm	
Material	Galvanised steel				
Length	50 mm	80 mm	100 mm	35 mm	85 mm
Load capacity	Max. 20 kg		Max. 8 kg	Max. 20 kg	
Scope of delivery	1 pc.				



758Y601=\* Double hook

Article number	758Y601=1	758Y601=2	758Y601=3
for	Accessories for 758Z135=*, 758Z136=* Perfo hole plate		
Diameter	4 mm		6 mm
Material	Galvanised steel		
Length	43 mm		100 mm
Width	25 mm between the hooks	40 mm between the hooks	25 mm between the hooks
Load capacity	Max. 15 kg		
Scope of delivery	1 pc.		



1



### 758Y603=\* / 758Y608=35 Tool clamp

Article number	758Y603=15	758Y603=22	758Y608=35
for	Accessories for 758Z135=*, 758Z136=* Perfo hole plate		
Diameter	15 mm	22 mm	
Material	Galvanised steel		
Length			17 mm
Width			35 mm
Scope of delivery	1 pc.		

2



3

4

5



### 758Y604=100 / 758Y606=\* Round holder

Article number	758Y604=100	758Y606=40	758Y606=60	758Y606=80
for	Accessories for 758Z135=*, 758Z136=* Perfo hole plate			
Diameter	42 mm	40 mm	60 mm	80 mm
Material	Galvanised steel			
Length	100 mm			
Load capacity		Max. 20 kg	Max. 15 kg	
Scope of delivery	1 pc.			

6



7

8

9



### 758Y607 Paper roll holder

Article number	758Y607
for	Accessories for 758Z135=*, 758Z136=* Perfo hole plate
Material	Galvanised steel
Length	300 mm
Scope of delivery	1 pc.

10

11

12



### 758Y81=\* Open storage box

Article number	758Y81=130X100	758Y81=130X198	758Y81=130X298
for	Accessories for 758Z135=*, 758Z136=* Perfo hole plate		
Dimensions WxDxH	130 x 100 x 65 mm	130 x 198 x 90 mm	130 x 298 x 165 mm
Material	Plastic		
Colour	Anthracite grey (RAL 7016)		
Scope of delivery	1 pc.		
Optional accessories	758Y80=1 Bracket, Dimensions WxD 100 x 75 mm, 1 piece 758Y80=2 Bracket, Dimensions WxD 450 x 75 mm, 1 piece		

13



14

15

16

17

18

19

## Electric and compressed air connection for workbench

758Z78 / 758Z79=2 / 758Z81=2 Electric and compressed air connection for workbench




Article number	758Z78	758Z79=2	758Z81=2
<b>Version</b>	<b>Double power outlet for workbench</b>	<b>Double compressed air connection for workbench</b>	<b>Electric and compressed air connection for workbench</b>
<b>Equipment</b>	two grounded outlets with hinged cover, 3m connecting cable with grounded plug, attachment plate with mounting kit for installation on the workbench	two compressed air connections, pressure reducer, pressure gauge, attachment plate with mounting set for installation on the workbench	two grounded outlets with hinged cover, cable and plug, two compressed air connections, pressure reducer, pressure gauge, base plate, attachment plate with mounting set for installation on the workbench
<b>Dimensions WxH</b>	110 x 150 mm		220 x 150 mm
<b>Electrical connection in V/Hz</b>	1 x 220-240 / 50-60		1 x 220-240 / 50-60
<b>Connecting cable</b>	3 m connection cable with grounded plug		3 m connection cable with grounded plug
<b>Weight</b>	0.6 kg		1 kg
<b>Colour</b>	Light grey (RAL 7035)		
<b>To be used for</b>	Mounting to the workbench		


## Working area mat

752T10 Working area mat

Article number	752T10
<b>Version</b>	Prevents slipping even on dirty surfaces; low turning resistance; reduced danger of tripping thanks to chamfered outer edges; mat can be cleaned with a brush or ordinary cleaning products; heavy design stops the mat from slipping; thermally insulating; withstands temperatures from -35 °C to +120 °C
<b>Equipment</b>	Top side with spherical knobs; underside with damping hemispheres; 20° chamfered outer edges
<b>Dimensions WxDxH</b>	1,350 x 1,000 x 20 mm
<b>Weight</b>	Approx. 19.5 kg
<b>Colour</b>	Grey
<b>To be used for</b>	Working area mat for the workshop area; reduces joint and back problems thanks to its shock-absorbing effect; activates muscles thanks to intuitive balancing movements
<b>Grade of hardness</b>	Approx. 55 Shore A



## Vacuum forming workstations



### 755T2 Vacuum forming workstation

<b>Article number</b>	<b>755T2</b>
<b>Dimensions WxDxH</b>	<b>600 x 600 x 990 mm</b>
<b>Material</b>	Steel
<b>Vacuum connection Ø</b>	13 mm
<b>Weight</b>	45 kg
<b>Colour</b>	Light grey (RAL 7035)
<b>Scope of delivery</b>	704B1=140 vice, 704G11 clamping fixture "Orthofix" for exhaust tubes, 755X221 vacuum pipe with exchangeable vacuum forming plate (diameter 360 mm), ball valve, 4m hose, mounting materials for bolting to the floor
<b>Optional accessories</b>	704Y30 Floor plate - Steel, galvanised, 800 x 800 x 10 mm 755X181 Foot pedal for vacuum control

- The vacuum forming workstation has to be bolted to the floor or screwed to the 704Y30 Floor plate.
- As an option, a 755X181 Vacuum control foot pedal can be added to the vacuum forming workstation.

## 755T6=\* Vacuum forming workstation with integrated pump SAV 550



Article number	755T6=1	755T6=2
<b>Equipment</b>	Integrated vacuum pump, foot switch to regulate the vacuum, upper vacuum forming tube folds 90°, tool shelf, vacuum filter (to trap dust and other small particles - reduces the risk of operating failures and pump downtime), tank volume 15l, max. negative pressure -0.8 bar	
<b>Dimensions WxDxH</b>	1,000 x 450 x 1,100 mm	1,500 x 450 x 955 mm
<b>Material</b>	Steel	
<b>Delivery rate</b>	100 l/min 6 m³/h	
<b>Sound intensity level</b>	60 dB(A)	
<b>Electrical connection in V/Hz/kW</b>	1x 230 / 50-60 / 0.25	
<b>Connecting cable</b>	4 m with two-pin earthed plug	
<b>Weight</b>	80 kg	82 kg
<b>Colour</b>	Light grey (RAL 7035)	
<b>Version</b>	<b>Single version (vacuum pipe top and on the side)</b> 1x vacuum pipe with two exchangeable vacuum forming plates (1x diameter 230 mm and 1x diameter 330 mm) 1x exhaust tube	<b>Double version (vacuum pipe on both sides)</b> 2x vacuum pipe with four exchangeable vacuum forming plates (2x diameter 230 mm and 2x diameter 330 mm)
<b>Consumables</b>	633X96=1 Vacuum pump oil (contents 1 litre)	
<b>Optional accessories</b>	755X230=* Conical vacuum pipe (page 162)	

755T1=\* Vacuum forming workstation with integrated tank



Article number	755T1=2	755T1=3	755T1=4
<b>Version</b>	<b>2 x vacuum forming workstations</b>	<b>3 x vacuum forming workstations</b>	<b>4 x vacuum forming workstations</b>
<b>Equipment</b>	Connection to a vacuum system, e.g. 755E70=2 Vacuum pump without tank (page 126)/ 755E80=* Mobile vacuum pump with tank (page 127), tank integrated in the frame, water trap, 1x shelf with grate, 1x replaceable HPME shelf for cutting and gluing, vacuum pipe holder tilts 90°, foot pedals to control the vacuum, vacuum pipes, recommended vacuum forming output 10m³ per workstation		
<b>Dimensions WxDxH</b>	<b>1,250 x 750 x 750 mm</b>	<b>1,750 x 750 x 750 mm</b>	<b>2,500 x 750 x 750 mm</b>
<b>Material</b>	Steel		
<b>Vacuum connection Ø</b>	25 mm, adapter for 13 mm		
<b>Weight</b>	56 kg	68 kg	85.5 kg
<b>Colour</b>	Light grey (RAL 7035)		
<b>Optional accessories</b>	755X180=LR Vacuum forming adapter (pages 55, 59) Vacuum pumps (page 126)		

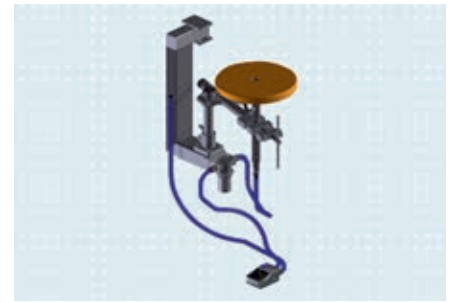
Other dimensions available upon request.



## Vacuum forming accessories

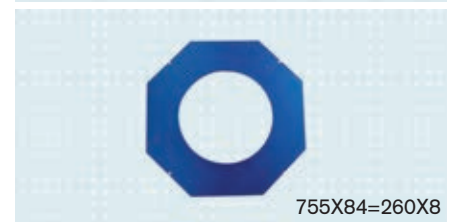
### 755X180=LR Vacuum forming adapter

<b>Article number</b>	<b>755X180=LR</b>
<b>Version</b>	Connection on the right and left side
<b>Equipment</b>	Foot pedal for regulating the vacuum, particle filter, water trap, 755X221 Vacuum pipe with 755X222=360 Replaceable vacuum forming plate (diameter 330 mm), 704G11 "Orthofix" clamping fixture for clamping the vacuum pipe
<b>Dimensions WxDxH</b>	360 x 700 x 600 mm
<b>For tensioning frame Ø</b>	260 mm and 360 mm
<b>Material</b>	Steel
<b>To be used for</b>	Installation on the right or left side of the <b>755T1=* Vacuum forming workstation with integrated tank</b> and <b>758Z116=* Lamination workstation</b>
<b>Connection Ø</b>	13 mm



### 755T4=360 Tensioning frame

<b>Article number</b>	<b>755T4=360</b>
<b>Inner Ø</b>	360 mm
<b>To be used for</b>	For material thickness up to 20 mm
<b>Spare parts</b>	755X89 Joint screw 755X87 Star handle 755X86 Clamping bar 755X90 Grip bar (short) 755X90=170 Grip bar
<b>Optional accessories</b>	755X84=260X8 Frame plate, vacuum forming small models, Inner Ø 260 mm



### 755T50 Vacuum forming tool kit

<b>Article number</b>	<b>755T50</b>
<b>Equipment</b>	(a) 755X210 Stand, WxHxD: 360 x 460 x 260 mm (b) 755T4=360 Aluminum tensioning frame, inside Ø 360 mm, material thickness up to 20 mm (c) 755X223 Square tube bracket (d) 755X221 Vacuum pipe with 755X222=360 vacuum forming plate (e) 755X23 Two-way exhaust pipe



## Lamination workstations



### 758Z117 Lamination workstation SAV 550L

<b>Article number</b>	<b>758Z117</b>
<b>Equipment</b>	<p>Integrated vacuum pump, tool shelf, vacuum filter (to trap dust and other small particles - reduces the risk of operating failures and pump downtime), tank volume 15l, max. negative pressure -0.8 bar</p> <p>2 workstations, 1 workstation consisting of, respectively:</p> <ul style="list-style-type: none"> <li>- 1 x 704G11 Orthofix</li> <li>- 2 x vacuum connection (Ø 6 mm) with ball valve, thereof 1 x controllable vacuum</li> <li>- 2 x 616R2=10X2 vacuum hose (inner Ø 6 mm)</li> <li>- 2 x 755Z20=2 filter</li> <li>- 1 x pressure gauge</li> </ul>
<b>Dimensions WxDxH</b>	1,500 x 450 x 1,100 mm
<b>Material</b>	Steel
<b>Delivery rate</b>	100 l/min 6 m³/h
<b>Sound intensity level</b>	60 dB(A)
<b>Electrical connection in V/Hz/kW</b>	1x 220-240 PE / 50-60 / 0.25
<b>Connecting cable</b>	4 m with two-pin earthed plug
<b>Colour</b>	Light grey (RAL 7035)
<b>Consumables</b>	633X96=1 Vacuum pump oil (contents 1 litre)

## 758Z138=1 Lamination island

<b>Article number</b>	<b>758Z138=1</b>
<b>Workbench top</b>	40 mm multiplex beech wood worktop
<b>Equipment</b>	4 workstations, 1 workstation consisting of, respectively: - 1 x 704G11 Orthofix - 2 x vacuum connection (Ø 6 mm) with ball valve, thereof 1 x controllable vacuum - 2 x 616R2=10X2 vacuum hose (inner Ø 6 mm, overall length per hose 1 m) - 2 x 755Z20=2 filter - 1 x pressure gauge - 2 x roll holder (width per roll holder 170 mm) - extraction slots - shelf
<b>Electrical equipment</b>	2 grounded outlets with hinged cover centred under the workbench top, outlet connection via 5 m cable with grounded plug over the top of the lamination island
<b>Dimensions WxDxH</b>	with Orthofix: 1,100 x 1,100 x 1,870 mm, without Orthofix (footprint): 610 x 610 x 1,870 mm
<b>Volume flow</b>	without extraction arm, recommended: 500 m <sup>3</sup> /h, per 1x 760A40 extraction arm: additional 150 m <sup>3</sup> /h
<b>Material</b>	Steel, wood
<b>Vacuum connection Ø</b>	exchangeable, 13 mm or 19 mm
<b>Air exhaust nozzle Ø</b>	200 mm
<b>Connecting cable</b>	5 m connection cable with grounded plug
<b>Weight</b>	102 kg
<b>Colour</b>	Light grey (RAL 7035)
<b>Scope of delivery</b>	1x mounting set
<b>Optional accessories</b>	- 760A40 extraction arm (required room height 2.40 m), max. 4x (page 60) - 758Z185=1 film holder (required room height 2.40 m), max. 4x (page 60) - Suction systems for vapours (page 108)

- For the extraction of lamination resin and laminating vapours, the workstation must be connected to an explosion-protected extraction fan.
- The vacuum connections can be supplied by a central vacuum pump (e.g. 755E70=2 page 126 or 755E80=\* page 127). The central vacuum connection diameter is 13 mm or 19 mm (exchangeable connection). The vacuum supply line can come from the ceiling. There is a feedthrough for the vacuum hose (Ø 19 mm) in the central column for this purpose.
- For stability, the laminating island must be bolted to the floor. The mounting kit is included in the scope of delivery.



- 1
- 2
- 3
- 4
- 5
- 6
- 7
- 8
- 9
- 10
- 11
- 12
- 13
- 14
- 15
- 16
- 17
- 18
- 19

1



758Z116=1250

2

3

4



758Z116=1750

5

6



758Z116=2500

7

8

9

10

11



758Z113=1500

12

13

14

15



758Z113=2000

16

17

18

19

## 758Z116=\* Lamination workstation, integrated tank

Article number	758Z116=1250	758Z116=1750	758Z116=2500
Version	2 x 704G11 clamping fixtures	3 x 704G11 clamping fixtures	4 x 704G11 clamping fixtures
Equipment	Connection to a vacuum system, e.g. 755E70=2 Vacuum pump without tank (page 126), vacuum control box for setting two different vacuum levels, top with roll storage and suction slots, 704G11 Clamping fixture for suction pipes "Orthofix", shelf with cutting and gluing worktop, storage rack		
Dimensions WxDxH	1,250 x 650 x 750/1,800 mm	1,750 x 650 x 750/1,800 mm	2,500 x 650 x 750/1,800 mm
Volume flow	Recommended: 650 m³/h	Recommended: 850 m³/h	Recommended: 1,050 m³/h
Material	Steel		
Vacuum connection Ø	13 mm		
Air exhaust nozzle Ø	180 mm	200 mm	250 mm
Weight	103.9 kg	135.1 kg	181.3 kg
Colour	Light grey (RAL 7035)		
Optional accessories	<ul style="list-style-type: none"> <li>- 760E15=* Top-mount fan, page 109</li> <li>- 760A40 Suction arm (required room height 2.40 m), page 60</li> <li>- 758Z185=2 Film holder (required room height 2.60 m), page 60</li> <li>- 758Z121=* Roll holder, page 60</li> <li>- 755X180=LR Vacuum forming adapter, pages 55, 59</li> </ul>		

- For adhesive vapour suction, the workstation has to be connected to a central suction system or the 760E15=\* top-mount fan for lamination workstations.
- Other models are available upon request.

## 758Z113=\* Lamination workstation

Article number	758Z113=1500	758Z113=2000
Dimensions WxDxH	1,500 x 700 x 970/1,970 mm	2,000 x 700 x 970/1,970 mm
Exhaust nozzle Ø	180 mm	200 mm
Volume flow	Recommended: 550 m³/h	Recommended: 700 m³/h
Material	Steel/wood	
Electrical connection in V/Hz	230 N/PE / 50	
Connecting cable	3 m cable with two-pin earthed plug	
Weight	235.5 kg	286 kg
Colour	Light grey (RAL 7035)	
Scope of delivery	Connection to a vacuum system, e.g. 755E600=* vacuum system (page 126), workbench with cabinet and shelves, bench-top cabinet with roll storage and suction slots, cutting and gluing worktop with edge suction, 2 x 704G11 clamping fixture for suction pipes "Orthofix"	
Spare parts	758Z145=10 Cutting and gluing worktop	758Z145=11 Cutting and gluing worktop
Optional accessories	<ul style="list-style-type: none"> <li>- 760E15=* Top-mount fan, page 109</li> <li>- 760A40 Suction arm (required room height 2.40 m), page 60</li> <li>- 758Z185=2 Film holder (required room height 2.60 m), page 60</li> <li>- 758Z121=* Roll holder, page 60</li> </ul>	

- For adhesive vapour suction, the workstation has to be connected to a central suction system or the 760E15=\* Top-mount fan for lamination workstations.
- Other models are available upon request.

## 758Z111=\* Bench-top cabinet

Article number	758Z111=1500	758Z111=2000	758Z111=1500D	758Z111=2000D
Version	Single-sided		Two-sided	
Equipment	Roll storage, shelf, suction on the sides through slots, connection for external suction system			
Dimensions WxDxH	1,500 x 250 x 900 mm	2,000 x 250 x 900 mm	1,504 x 280 x 1,025 mm	2,004 x 280 x 1,025 mm
Volume flow	Recommende d: 500 m³/h	Recommende d: 850 m³/h	Recommende d: 1,200 m³/h	Recommende d: 1,500 m³/h
Air exhaust nozzle Ø	180 mm	200 mm	180 mm	200 mm
Weight	58 kg	77 kg	64 kg	85 kg
Colour	Light grey (RAL 7035)			
Optional accessories	<ul style="list-style-type: none"> <li>- 760E15=* Top-mount fan, page 109</li> <li>- 760A40 Suction arm (required room height 2.40 m), page 60</li> <li>- 758Z185=2 Film holder (required room height 2.60 m), page 60</li> <li>- 758Z121=* Roll holder, page 60</li> <li>- Workbenches, page 42</li> </ul>			



- ⦿ For adhesive vapour suction, the workstation has to be connected to a central suction system or the 760E15=\* Top-mount fan for lamination workstations. Other models are available upon request.

## 758Z119 Roll storage

Article number	758Z119
Equipment	2x roll holder, 2x drawers, roll storage with cover, suction slots at the height of the lowest roll, connection for external suction
Dimensions WxDxH	1,450 x 533 x 911 mm
Volume flow	Recommended: 300 m³/h
Air exhaust nozzle Ø	150 mm
Weight	92 kg
Colour	Light grey (RAL 7035)
To be used for	Storage of carbon and film rolls
Optional accessories	Workbenches, page 42



## Accessories for lamination workstations

### 755X180=LR Vacuum forming adapter

Article number	755X180=LR
Version	Connection on the right and left side
Equipment	Foot pedal for regulating the vacuum, particle filter, water trap, 755X221 Vacuum pipe with 755X222=360 Replaceable vacuum forming plate (diameter 330 mm), 704G11 "Orthofix" clamping fixture for clamping the vacuum pipe
Dimensions WxDxH	360 x 700 x 600 mm
For tensioning frame Ø	260 mm and 360 mm
Material	Steel
To be used for	Installation on the right or left side of the 755T1=* Vacuum forming workstation with integrated tank and 758Z116=* Lamination workstation
Connection Ø	13 mm



1  
2  
3  
4  
5  
6  
7  
8  
9  
10  
11  
12  
13  
14  
15  
16  
17  
18  
19



### 760A40 Suction arm

<b>Article number</b>	<b>760A40</b>
<b>for</b>	758Z111=* Bench-top cabinet, 758Z113=*, 758Z116=* Lamination workstation, 758Z138=* Lamination island 758A350=1.5 Workbench for processing adhesives, with integrated suction
<b>Equipment</b>	Transparent suction hood, flexible suction arm with three joints, range of the suction arm 1m
<b>Volume flow</b>	150 m³/h
<b>Exhaust arm tube Ø</b>	75 mm
<b>Exhaust hood Ø</b>	280 mm
<b>Weight</b>	2.5 kg
<b>Hinged connections colour</b>	White



### 758Z121=\* Roll holder

Article number	758Z121=950	758Z121=1200	758Z121=1450
<b>for</b>	Accessories for 758Z116=1250 Lamination workstation	Accessories for 758Z113=1500, 758Z111=1500, 758Z111=1500D Lamination workstation	Accessories for 758Z116=1750 Lamination workstation
<b>Scope of delivery</b>	2x roll holder for subsequent installation in bench-top cabinet		

Article number	758Z121=1700	758Z121=2200
<b>for</b>	Accessories for 758Z111=2000, 758Z111=2000D, 758Z113=2000 Lamination workstation	Accessories for 758Z116=2500 Lamination workstation
<b>Scope of delivery</b>	2x roll holder for subsequent installation in bench-top cabinet	



### 758Z185=\* Film holder

Article number	758Z185=1	758Z185=2
<b>for</b>	758Z138=1 Lamination island	758Z111=*, 758Z113=*, 758Z116=* Lamination workstation
<b>Dimensions DxH</b>	913 x 600 mm	972 x 615 mm
<b>Necessary room height</b>	In combination with the laminating island, a room height of 2.35 m is required.	In combination with the lamination workstations, a room height of 2.60 m is required.
<b>Weight</b>	1.2 kg	1.5 kg

## Workstations for mixing and trimming

758Z132=1100 / 758Z131=1200 / 758Z131=1400 Suction booth



Article number	758Z132=1100	758Z131=1200	758Z131=1400
Version	Suction booth for mixing lamination resins		Suction booth for processing prepreg and carbon materials
Equipment	Connection to an external fan, lighting, sliding front	Connection to an external fan, air curtain, lighting, cabinet	Connection to an external fan, lighting, cabinet, roll storage
Dimensions WxDxH	1,100 x 700 x 1,045 mm	1,200 x 750 x 2,200 mm	1,400 x 750 x 2,200 mm
Volume flow	Recommended: 500 m³/h		
Air exhaust nozzle Ø	180 mm	160 mm	
Electrical connection in V/Hz/kW	1 x 230 N/PE / 50 / 0.025	1 x 230 N/PE / 50 / 0.071	
Connecting cable	2 m connection cable with two pin earthed plug		
Weight	113 kg	170 kg	236 kg
Colour	Light grey (RAL 7035)		
To be used for	Mixing lamination resin	Mixing lamination resin, the 758F21 Security storage cabinet can be placed in the cabinet	Processing prepreg and carbon materials
Optional accessories	758Z133=1100 Cabinet - two doors, shelves, light grey (RAL 7035)	758F21 Safety storage cabinet (page 244)	

☛ For the extraction of vapours, the suction booth has to be connected to an external suction system (page 109).

## Accessories for suction booths



### 758Z133=1100 Cabinet

<b>Article number</b>	<b>758Z133=1100</b>
<b>for</b>	Cabinet for 758Z132=1100 Bench-top fume cabinet
<b>Equipment</b>	two doors, shelves
<b>Dimensions WxDxH</b>	1,080 x 680 x 910 mm
<b>Material</b>	Steel
<b>Colour</b>	Light grey (RAL 7035)




## Paint spray booth

### 758Z60=\* Paint spray booth

Article number	758Z60=1	758Z60=2
Version	Without fan	<b>With explosion protected fan motor</b> Explosion protection according to directive 94/9/EC (ATEX 100)
Work space dimensions WxDxH	600 x 1,000 x 1,290 mm	
Exterior dimensions WxDxH	800 x 1,330 x 1,970 mm	
Air exhaust nozzle Ø	250 mm	
Air volume	2,300 m³/h	
Ext. compression	400 Pa	
Electrical connection in V/Hz/kW	3 x 400 PE/ 50/ 1.5	
Weight	187 kg	205 kg
Colour	Light grey (RAL 7035)	
Spare parts	616G30 Replacement filter, frame filter with paint stop, green, without wetting agent	
Optional accessories	702F89 Ex lamp, explosion-proof, the ex lamp can be inserted afterwards into the available recess of the 758Z60=* Paint spray booth, without 625L40 Explosion-protected illuminant 625L40 Explosion-protected illuminant	

• Larger paint spray booths can be delivered upon request.



## Accessories for Paint spray booth

### 743A20 Internal socket tensioning device

Article number	743A20
for	758Z60=* Paint spray booth
Equipment	Rotary plate
To be used for	Holding prosthesis sockets, installation on the interior upper or lower side of the paint spray booth
Rotary plate Ø	300 mm



### 746B20 Coating set

Article number	746B20
Equipment	Spray gun, 746A9 Suspended pressure tank, 642B17 PE round bottle, 642Y17 Screw cap, pressure reducer
To be used for	For connection to a central pressure reducer (page 143), for use in combination with 758Z60=* Paint spray booth



### 747A5=4 Line brush

Article number	747A5=4
----------------	---------



## Accessories for workstations

### Chairs

758H11=3 / 758H7=R / 758H23=4 / 758H12 Chairs



Article number	758H11=3	758H7=R	758H23=4	758H12
Version	Swivel chair		Task chair	Standing aid
Equipment	Stable five-foot base, casters with load-dependent braking for hard floors, tilt and height of back rest adjustable with lever button, seat height adjustable with lever handle	With floor gliders, five-pointed star base, height adjustable with anatomic lift gas spring	Gas compression spring, height-adjustable	Polyurethane integral foam seat with burled finish, seat height adjustable using precision notch mechanism, oscillating seat post
Castors	Yes			No
Height adjustment range	440 - 620 mm	430 - 600 mm	550 - 800 mm	650 - 850 mm
Weight	12 kg	8 kg		14 kg
Base colour	Black	Jet black (RAL 9005)	metallic	Anthracite
Seat colour	Black	Classic silver-grey	Black	



### 758H16 Shoemaker's stool

Article number	758H16
Version	Four legs, with cross strut
Seat height	480 mm
Weight	4 kg

### Waste container



### 754W2=1 Waste container

Article number	754W2=1
Dimensions Ø x H	650 x 390 mm
Version	Round, with chassis and three casters
Material	Plastic
Weight	6.5 kg

## 754W9 Waste container

<b>Article number</b>	<b>754W9</b>
<b>Equipment</b>	Two ball bearing mounted casters, two feet, suitable for 60 to 120 litre rubbish bags
<b>Material</b>	Steel tubing construction, galvanised
<b>Opening Ø</b>	345 mm
<b>Weight</b>	7 kg
<b>Consumables</b>	642T11=1 Trash bag, 1 piece



## 754W10 Waste container

<b>Article number</b>	<b>754W10</b>
<b>Equipment</b>	Removable front insert, two self-closing flaps across from each other, fire and odour-retardant, container tested self-extinguishing and classified as non-combustible (DIN 4102, fire protection class A1), TÜV/GS tested, drop handles on the sides
<b>Dimensions WxDxH</b>	450 x 450 x 870 mm
<b>Material</b>	Galvanised steel, powder-coated
<b>Weight</b>	23.6 kg
<b>Colour</b>	White aluminium (RAL 9006)
<b>Container volume</b>	80 l
<b>Consumables</b>	642T11=4 waste bags (set of 250)



1

2

3

4

5

6

7

8

9

10

11

12

13

14

15

16

17

18

19

- 1
- 2
- 3
- 4
- 5
- 6
- 7
- 8
- 9
- 10
- 11
- 12
- 13
- 14
- 15
- 16
- 17
- 18
- 19



# Ovens

Infrared heating cabinets .....	67
Heating cabinets .....	69
Prepreg oven .....	72
Plaster drying oven .....	73
Convection ovens for orthopaedic footwear specialism .....	75
Water pan .....	75

1
2
3
4
5
6
7
8
9
10
11
12
13
14
15
16
17
18
19

## Infrared heating cabinets



### 701E40=S / 701E41=WS Infrared heating cabinet

Article number	701E40=S	701E41=WS
<b>Version</b>	Material cart <b>with rotation function</b> for switching between sheet materials and vacuum formed sockets, <b>sensor</b> for programmable measurement of the blister depth for vacuum formed sockets, tower light for visualising the operating status, incl. 2-stage alarm function	Material cart <b>without rotation function</b> consisting of working frame with loose support plate for switching between sheet materials and vacuum formed sockets, <b>without sensor</b>
<b>Equipment</b>	<ul style="list-style-type: none"> <li>- Stainless steel housing front and interior</li> <li>- Housing closed on the bottom</li> <li>- Vertically opening sliding door with dual gas compression spring support and double-glazed viewing window</li> <li>- Interior lighting 2 x 25W illuminants</li> <li>- Opto-electronic IR-measuring head for measuring the material surface temperature</li> <li>- PID controller, temperature continuously variable from 30°C to 250°C</li> <li>- Temperature display with nominal and actual values</li> <li>- Heating process record with graphical gradient display</li> <li>- PLC with touch panel</li> <li>- Programmable timer function</li> <li>- Multilingual user interface</li> <li>- Control box with plug connectors for straightforward complete replacement in case of repairs</li> <li>- PLC program update via external USB port</li> </ul>	
<b>Material cart</b>	<ul style="list-style-type: none"> <li>- With rotation function for switching between sheet materials and vacuum formed sockets (755T4=360 tensioning frame, page 55)</li> <li>- Mobile with 4 locking casters</li> <li>- Material cart usable space WxD 1,260 x 1,040 mm</li> <li>- Working height 1,080 mm</li> </ul>	<ul style="list-style-type: none"> <li>- Working frame with loose support plate for switching between sheet materials and vacuum formed sockets (755T4=360 tensioning frame, page 55)</li> <li>- Mobile with 4 locking casters</li> <li>- Material cart usable space WxD 1,260 x 1,040 mm</li> <li>- Working height 1,080 mm</li> </ul>
<b>Outer dimensions WxDxH</b>	1,600 x 1,270 x 1,430 mm	
<b>Material</b>	Steel, stainless steel	
<b>Interior dimensions WxDxH</b>	1,300 x 1,090 x 500 mm	
<b>Interior volume</b>	709 l	
<b>Electrical connection in V/Hz/kW</b>	3x 400 N/PE / 50-60/ 8.5	3 x 400 N/PE / 50-60 / 8.5
<b>Connecting cable</b>	4 m power cord with CEE plug 5 x 16 A and CEE socket 5 x 16 A	
<b>Weight</b>	347 kg	337 kg
<b>Colour</b>	Light grey (RAL 7035)	
<b>To be used for</b>	Heating plastic materials in a vacuum forming frame or on a sheet with Teflon lining	
<b>Infrared radiator</b>	Panel heating with 18 infrared quartz tubes, with individual reflectors	
<b>Consumables</b>	759Y32=PR Teflon sheet, porous	
<b>Optional accessories</b>	755T4=360 Tensioning frame (page 55) 641H3 Temperature resistant gloves (page 246) 758R16=* / 758R17=* Shelf for infrared heating cabinet for sheet materials (page 255)	

## 701E43 Infrared heating cabinet for sheet materials

<b>Article number</b>	<b>701E43</b>
<b>Version</b>	Material cart usable space WxD 920 x 720 mm
<b>Equipment</b>	Opto-electronic IR measuring head for measuring the material surface temperature, PID controller, temperature continuously variable from 30°C to 250°C, PLC controller with 3.5" touch panel, display of nominal and actual value, timer and ramp function, multilingual user interface, graphical gradient display, vertical sliding door, double-glazed viewing window, interior lighting 2 x 25W
<b>Material cart</b>	Mobile material cart with four locking casters and continuous height adjustment with gas compression spring, working height lowest position 820 mm, working height highest position 1,050 mm
<b>Height</b>	With open door 1,850 mm
<b>Outer dimensions WxDxH</b>	1,320 x 970 x 1,420 mm
<b>Material</b>	Steel
<b>Interior dimensions WxDxH</b>	1,000 x 800 x 500 mm
<b>Interior volume</b>	400 l
<b>Electrical connection in V/Hz/kW</b>	3 x 400 N/PE / 50-60 / 7.7
<b>Connecting cable</b>	4 m power cord with CEE plug 5 x 16 A and CEE socket 5 x 16 A
<b>Weight</b>	230 kg
<b>Colour</b>	Light grey (RAL 7035)
<b>To be used for</b>	Heating plastic materials in a vacuum forming frame (755T50 vacuum forming tool kit, page 55) or on a sheet with Teflon liner
<b>Infrared radiator</b>	12x infrared quartz tubes with individual reflectors top
<b>Consumables</b>	759Y32=PR Teflon sheet, porous
<b>Optional accessories</b>	755T50 Vacuum forming tool kit (page 55) 641H3 Temperature resistant gloves (page 246)



## 701E44=S Infrared heating cabinet

<b>Article number</b>	<b>701E44=S</b>
<b>Version</b>	<b>With sensor for programmable measurement of the blister depth for vacuum formed sockets, incl. 2-stage alarm function</b>
<b>Equipment</b>	Stainless steel front panel and doors, stainless steel interior, 1x sliding tray with Teflon liner, double swing doors with double-glazed viewing window, interior lighting 2x 25W illuminants, opto-electronic IR measuring head for measuring the material surface temperature, PID controller, temperature continuously variable from 30°C to 250°C, PLC controller with touch panel, display of nominal and actual value, programmable timer function, multilingual user interface, heating process record with graphical gradient display, tower light for visualising the operating status, alarm function
<b>Outer dimensions WxDxH</b>	900 x 700 x 920 mm
<b>Material</b>	Steel
<b>Interior dimensions WxDxH</b>	810 x 580 x 510 mm
<b>Interior volume</b>	240 l
<b>Electrical connection in V/Hz/kW</b>	3 x 400 N/PE / 50-60 / 3.7
<b>Connecting cable</b>	4 m power cord with CEE plug 5 x 16 A and CEE socket 5 x 16 A
<b>Weight</b>	135 kg
<b>Colour</b>	Light grey (RAL 7035)
<b>To be used for</b>	Heating plastic materials in a vacuum forming frame or on a sheet with Teflon lining
<b>Infrared radiator</b>	Panel heating consisting of 8 x 460 W infrared quartz tubes, with individual reflectors top
<b>Optional accessories</b>	758S14 Lower frame – mobile, 4 castors with stopper 755T4=360 Tensioning frame (page 55) 641H3 Temperature resistant gloves (page 246)



## 1 Heating cabinets



### 701E90 / 701E91=1 / 701E91=2 Convection heating cabinet with viewing window

Article number	701E90	701E91=1	701E91=2
<b>Equipment</b>	Recirculating air operation, Controller with LCD screen, electromechanical control of the exhaust air damper, 2 chrome-plated sliding grates, integrated class 2 temperature selection limiter (DIN 12880) with visual alarm, ergonomic handle design, USB port for data recording, one door, viewing window, interior lighting (1 x 15W)		
<b>Dimensions WxDxH</b>	560 x 565 x 625 mm	810 x 760 x 965 mm	
<b>Interior dimensions WxDxH</b>	400 x 345 x 440 mm	650 x 515 x 780 mm	
<b>Window dimensions WxH</b>	380 x 380 mm		
<b>Interior volume</b>	60 l	259 l	
<b>Temperature range</b>	Up to 300 °C		
<b>Air exhaust nozzle Ø</b>	52 mm		
<b>Electrical connection in V/Hz/kW</b>	1 x 230 / 50-60 / 1.1	1 x 230 / 50-60 / 2.3	
<b>Connecting cable</b>	2.5 m cable with two-pin earthed plug		
<b>Weight</b>	40 kg	87 kg	
<b>Colour</b>	Light grey, powder-coated		
<b>To be used for</b>	Heating large plastic sheets in a way appropriate for the material, drying plaster models, <b>heating materials for orthopaedic footwear technology and insole fittings</b>	Heating plastic sheets in a way appropriate for the material, drying plaster models, <b>deep-drawing technology with tensioning frame</b>	
<b>Multifunction microprocessor**</b>	No		Yes
<b>Notes</b>	<b>**Multifunction microprocessor:</b> Adjustable fan speed (in %), adjustable lead time, ramp function Ethernet port for documentation software (software available as option)		
<b>Spare parts</b>	625L2 Lamp for heating cabinets		
<b>Optional accessories</b>	641H3 Temperature resistant gloves (page 246) 758S13 Lower frame – Dimensions WxDxH 634 x 490 x 900 mm, four shelves	755T50 Vacuum forming tool kit (page 55) 641H3 Temperature resistant gloves (page 246) 758S15=1 Lower frame – Dimensions WxDxH 820 x 770 x 900 mm, four shelves	



## 701E7=\* Convection heating cabinet

Article number	701E7=2	701E7=3
<b>Equipment</b>	two doors, rust-proof stainless steel interior, interior illumination, forced air circulation fan, class 2 temperature limit selector, 0–99 hour timer, microprocessor PID controller with LED display, electronic wear-free switching element, ventilation flap adjuster and exhaust nozzle with Ø 52 mm, two chrome-plated insertion grates	
<b>Exterior dimensions WxDxH</b>	1,235 x 875 x 1,025 mm	
<b>Interior dimensions WxDxH</b>	1,000 x 500 x 800 mm	
<b>Window dimensions WxH</b>	300 x 480 mm	
<b>Interior volume</b>	400 l	
<b>Temperature range</b>	Up to 300 °C	
<b>Electrical connection in V/Hz/kW</b>	3 x 400 N/PE / 50-60 / 3.4	
<b>Connecting cable</b>	2 m with 5 x 16 A CEE plug and 5 x 16 A CEE socket	
<b>Weight net/gross</b>	145/188 kg	
<b>Colour</b>	Light grey, powder-coated	
<b>To be used for</b>	Heating plastic sheets in a way appropriate for the material, deep-drawing technology with tensioning frame, drying plaster models, sintering technology	
<b>Multifunction microprocessor**</b>	No	Yes
<b>Notes</b>	**Multifunction microprocessor: PID controller with 4 timer functions: 1. continuous operation, 2. delayed ON, 3. delayed OFF, 4. temperature-dependent delayed OFF; a ramp function (K/min), adjustable ventilator speed (0–100%)	
<b>Spare parts</b>	625L2 Lamp for heating cabinets	
<b>Optional accessories</b>	758S11=1 Lower frame – Dimensions WxDxH 1,234 x 685 x 900 mm, four shelves 755T50 Vacuum forming tool kit (page 55) 641H3 Temperature resistant gloves (page 246)	



1

2

3

4

5

6

7

8

9

10

11

12

13

14

15

16

17

18

19



## 701E8=\* Convection heating cabinet

Article number	701E8=2	701E8=3
<b>Equipment</b>	Two doors including viewing window, rust-proof stainless steel interior, interior illumination, forced air circulation fan, integrated class 2 temperature selection limiter (DIN 12880) with visual alarm, 0-99 hour timer, controller with LCD screen, electronic wear-free switching element, ventilation flap adjuster and exhaust nozzle with Ø 52 mm, 2 chrome-plated sliding grates (max. load capacity 45 kg), 4 steering casters (2 with wheel lock), USB port for data recording, electromechanical control of the exhaust air damper	
<b>Exterior dimensions WxDxH</b>	1,165 x 935 x 1,590 mm	
<b>Interior dimensions WxDxH</b>	1,000 x 570 x 1,300 mm	
<b>Window dimensions WxH</b>	300 x 480 mm	
<b>Interior volume</b>	741 l	
<b>Temperature range</b>	Up to 300 °C	
<b>Electrical connection in V/Hz/kW</b>	3 x 400 N/PE / 50-60 / 4.5	
<b>Weight (net)</b>	166 kg	
<b>Connecting cable</b>	2 m with 5 x 16 A CEE plug and 5 x 16 A CEE socket	2 m with 5 x 16 A CEE plug and 5 x 16 A CEE socket
<b>Colour</b>	Light grey, powder-coated	
<b>To be used for</b>	Heating plastic sheets in a way appropriate for the material, deep-drawing technology with tensioning frame, drying plaster models, sintering technology	
<b>Multifunction microprocessor**</b>	No	Yes
<b>Notes</b>	**Multifunction microprocessor: PID controller with 4 timer functions: 1. continuous operation, 2. delayed ON, 3. delayed OFF, 4. temperature-dependent delayed OFF; a ramp function (K/min), adjustable fan speed (0-100%)	
<b>Spare parts</b>	625L2 Lamp for heating cabinets	
<b>Optional accessories</b>	755T50 Vacuum forming tool kit (page 55) 641H3 Temperature resistant gloves (page 246)	

## Prepreg oven

### 701E15 / 701E25 Prepreg oven



Article number	701E15	701E25
<b>Equipment</b>	6x vacuum distributor with external water trap, model sensor for process control via material temperature, mobile with four locking casters, 2x swinging doors with double-glazed viewing window, interior divisible into three zones with shelves, microprocessor temperature control, touch screen operation, PID controller function, continuously variable temperature 50°C to 250°C, temperature unit switchable °C/°F, timer and ramp functions individually programmable, graphical gradient display, multilingual user interface (DE, EN, FR, IT), interior lighting 2x 25 watt, interior stainless steel, 3x fan motor with reversion of rotation	
<b>Dimensions WxDxH</b>	1,230 x 920 x 1,570 mm	1,230 x 920 x 1,950 mm
<b>Material</b>	Steel/stainless steel	
<b>Accent colour</b>	Anthracite grey (RAL 7016)	
<b>Interior dimensions WxDxH</b>	<b>1,000 x 620 x 1,200 mm</b>	<b>1,000 x 620 x 1,790 mm</b>
<b>Electrical connection in V/Hz/kW</b>	3 x 400 N/PE / 50-60 / 10.2	
<b>Connecting cable</b>	4 m power cord with CEE plug 5 x 16 A and CEE socket 5 x 16 A	
<b>Weight</b>	283 kg	395 kg
<b>Colour</b>	Light grey (RAL 7035)	
<b>To be used for</b>	Processing prepreg and thermoplastic materials	
<b>Optional accessories</b>	755X123=3 Two-way exhaust pipe (prepreg) – Length 232 mm(page 164) 755X123=4 Two-way exhaust pipe (prepreg) – Length 332 mm(page 164)	

## 1 Plaster drying oven



### 701E31 Plaster drying oven

<b>Article number</b>	<b>701E31</b>
<b>Equipment</b>	Two swing doors with two windows, stainless steel interior, three perforated shelves made of galvanised steel (dimensions per shelf WxD 1,240 x 540 mm, max. load per shelf 50 kg), four steering casters (thereof two locking steering casters), 2 m condensate hose (diameter 12 mm)
<b>Electrical equipment</b>	Touch screen control: - 5 languages (DE, EN, FR, ES, NL) - temperature indicator with set/actual values, display in °C or °F - timer with alarm function for up to 20 plaster models - automatic shut-off after pre-programmed time has elapsed
<b>Dimensions WxDxH</b>	1.479 x 789 x 1.978 mm
<b>Material</b>	Steel, stainless steel
<b>Interior dimensions WxDxH</b>	1,246 x 540 x 1,218 mm
<b>Window dimensions WxH</b>	280 x 480 mm
<b>Interior volume</b>	820 l
<b>Temperature range</b>	40 - 60 °C 104 - 140 °F
<b>Electrical connection in V/Hz/kW</b>	1 x 230 N/PE / 50-60 / 3.0
<b>Connecting cable</b>	3 m power cord with CEE plug (2 P+PE, 16 A) and CEE socket (2 P+PE, 16 A)
<b>Weight</b>	365 kg
<b>Colour</b>	Light grey (RAL 7035)
<b>To be used for</b>	For drying plaster models
<b>Bearing capacity per shelf</b>	50 kg
<b>Version</b>	<b>Fast drying of the plaster models thanks to condensation dryer in a closed cycle:</b> The dry, cool air is warmed in the oven and evenly distributed and circulated by three fans - the wet plaster releases moisture to the warm air by evaporation. The warm, moist air is cooled considerably and condensed in the condenser. Condensate is discharged through a water hose and the cooled, dry air is conducted back into the oven.

## Convection ovens for orthopaedic footwear specialism

### 701E51=\* Orthopaedic footwear convection oven

Article number	701E51=32	701E51=112
<b>Equipment</b>	1x shelf, continuous temperature control from 50° to 250 °C, fan, indicator lamp, time switch 0 - 60 minutes	Double glazing, interior lighting, 4x shelves 600 x 400 mm, adjustable feet, time switch 5-120 minutes
<b>Dimensions WxDxH</b>	527 x 450 x 316 mm	815 x 690 x 570 mm
<b>Material</b>	Stainless steel	
<b>Interior dimensions WxDxH</b>	404 x 308 x 254 mm	650 x 480 x 360 mm
<b>Interior volume</b>	32 l	112 l
<b>Temperature range</b>	50 - 250 °C	100 - 300 °C
<b>Electrical connection in V/Hz/kW</b>	1 x 200-230 / 50-60 / 2.5	1 x 230 / 50 / 2.7
<b>Weight</b>	17.4 kg	65 kg
<b>To be used for</b>	Heating materials for orthopaedic footwear technology and insole fittings	



701E51=32



701E51=112

## Water pan

### 759P1=220 Water pan

Article number	759P1=220
<b>Equipment</b>	Cover, grating insert, thermostat-controlled heating, includes electronic control, +/- 2.0K control accuracy, operating display with LED screen, safety thermostat, 1 m drain hose, grip bar (colour: black)
<b>Material</b>	Rust-proof stainless steel
<b>Exterior dimensions WxDxH</b>	675 x 470 x 250 mm
<b>Interior dimensions WxDxH</b>	600 x 400 x 100 mm
<b>Capacity</b>	25 l
<b>Temperature range</b>	30 - 95 °C
<b>Electrical connection in V/Hz/kW</b>	1 x 230 N/PE / 50-60 / 1.5
<b>Water depth</b>	70 mm
<b>Connecting cable</b>	1.4 m with two-pin earthed plug
<b>Weight</b>	18.2 kg
<b>To be used for</b>	For heating Pedilon® sheets
<b>Optional accessories</b>	759Y10 Plastic pad for water pan



- 1
- 2
- 3
- 4
- 5
- 6
- 7
- 8
- 9
- 10
- 11
- 12
- 13
- 14
- 15
- 16
- 17
- 18
- 19



# Machines

Socket routers .....	78
Grinding machines .....	80
Drilling machines .....	84
Bandsaws .....	85
Machines for orthopaedic shoe technology .....	86
Sewing Machines .....	96
Rolls .....	99
Freezer counter .....	99

1

2

3

4

5

6

7

8

9

10

11

12

13

14

15

16

17

18

19

## Socket routers

### 701F39 / 701F40=1 Socket router



Article number	701F39	701F40=1
Version	<b>Pro-Fit 2000 socket router</b>	<b>Pro-Fit 2000 Vario socket router</b>
Equipment	Steel machine body, 5/8" milling shaft thread, adapter from 5/8" to M16 thread, suction hood, shaft guard short and long, exhaust nozzle for external suction system, tool set for changing the socket router cutters, tool holder	
Electrical equipment	Main safety switch, on/off button for router motor, emergency stop foot switch, emergency stop button	
Dimensions WxDxH	1,220 x 800 x 1,560 mm	
Exhaust nozzle Ø	125 mm	
Option of height adjustment	No	
Work surface height	1,000 mm	
Space requirements WxD	1,100 x 1,300 mm	
Sound intensity level	68 dB(A)	
Accent colour	Anthracite grey (RAL 7016)	
Electrical connection in V/Hz/kW	3 x 400 N/PE / 50-60 / 3.0	1 x 230 PE / 50-60 / 2.2
Motor RPM	<b>One speed, 3,000 RPM</b>	<b>Variable rotation speed, max. 3,500 RPM</b>
Connecting cable	2.5 m power cord with CEE plug 5x16 A and CEE socket 5x16 A	2.5 m power cord with CEE plug (2 P+PE, 16 A) and CEE socket (2 P+PE, 16 A)
Router shaft length	395 mm	
Weight	115 kg	120 kg
Colour	Light grey (RAL 7035)	
Chip suction	Connection to a central chippings extraction system with a minimum air velocity of 20 m/s (exhaust nozzle diameter 125 mm)	
Scope of delivery	Includes: 2x 702F6=27 open-end spanner, 27 mm 1x 702F192 chip extraction shroud, complete 1x 702F7=5/8" threaded stud, for tools with 5/8" thread 1x 702F7=M16 threaded stud, for tools with M16 thread 1x 702F280=1 mounting set 1x 502K2=5/8" thread protector nut, 5/8" inside thread 1x 702F195 shaft guard, long 1x 702F196 shaft guard, short	
Optional accessories	702F198 LED lamp, 1 x 230 V/ 50 Hz, flexible arm, swivelling head, 1.5 m connection cable with two pin earthed plug 702F31=55X50 Insulation mat (page 168) Accessories can be found starting on page 168.	

- For reducing sound transmission, we recommend 1x 702F31=55X50 insulation mat.
- For stability, this machine should be bolted to the floor. The 702F280=1 mounting kit is included.



## 701F41 / 701F43 Socket router



Article number	701F41	701F43
Version	<b>Pro-Fit 3000 socket router</b>	<b>Pro-Fit 4000 socket router</b>
Equipment	Electric height adjustment, milling shaft horizontally and vertically adjustable, continuous speed control, 5/8" milling shaft thread, adapter from 5/8" to M16 thread, adapter 5/8" to 5/8", suction hood, shaft protector short and long, exhaust nozzle for external suction system, tool set for changing the socket router cutters, tool holder, integrated pneumatic gate valve, connection for external compressor (Ø 8 mm), 3 m compressed air hose (Ø 8 mm)	
Special equipment	Exhaust arm with clamping lever for positioning	self-fixing exhaust arm, floor suction, LED lamp
Electrical equipment	Main safety switch, on/off button for router motor, emergency stop foot switch, emergency stop button	
Dimensions WxDxH	1,170 x 930 x 1,200-1,600 mm	1,030 x 800 x 1,480-1,880 mm
Exhaust nozzle Ø	125 mm	150 mm
Option of height adjustment	Electric height adjustment, 400 mm	
Space requirements WxD	2,450 x 1,820 mm	2,200 x 2,000 mm
Sound intensity level	68 dB(A)	
Accent colour	Anthracite grey (RAL 7016)	
Electrical connection in V/Hz/kW	1 x 230 PE/ 50-60 / 2.2	1 x 230 PE / 50-60 / 2.2
Motor RPM	<b>Variable rotation speed, max. 3,500 RPM</b>	
Connecting cable	Approx. 2.5 m power cord with CEE plug (2 P+PE, 16 A) and CEE socket (2 P+PE, 16 A)	
Router shaft length	395 mm	
Weight	205 kg	255 kg
Colour	Light grey (RAL 7035)	
Chip suction	Connection to a central chippings extraction system with a minimum air velocity of 20 m/s	
Scope of delivery	Includes: 2x 702F6=27 open-end spanner, 27 mm 1x 702F192 chip extraction shroud, complete 1x 702F7=5/8" threaded stud, for tools with 5/8" thread 1 x 702F7=M16 threaded stud, for tools with M16 thread 1x 702F280=1 mounting set 1x 502K2=5/8" thread protector nut, 5/8" inside thread 1x 702F195 shaft guard, long 1x 702F196 shaft guard, short	Includes: 1x LED lamp 2x 702F6=27 open-end spanner, 27 mm 1x 702F193 self-fixing exhaust arm with chip extraction shroud 1x 702F7=5/8" threaded stud, for tools with 5/8" thread 1x 702F7=M16 threaded stud, for tools with M16 thread 1x 502K2=5/8" thread protector nut, 5/8" inside thread 1x 702F195 shaft guard, long 1x 702F196 shaft guard, short
Notes	The 702F191 LED lamp is not included in the scope of delivery. For stability, this machine should be bolted to the floor. The 702F280=1 mounting kit is included.	
Optional accessories	702F31=55X50 Insulation mat (page 168)	

- For reducing sound transmission, we recommend 1x 702F31=55X50 insulation mat.
- Accessories can be found starting on page 168.

1  
2  
3  
4  
5  
6  
7  
8  
9  
10  
11  
12  
13  
14  
15  
16  
17  
18  
19



## 701F30=1 Socket router with integrated suction system

<b>Article number</b>	<b>701F30=1</b>
<b>Equipment</b>	Height-adjustable 2-level motor, integrated independently switchable high-power suction system, suction connection for another machine, vibrator for automatic de-dusting, anti-static filter material for carbon particle exhaust, direct separation of chippings into a mobile chippings receptacle (for use without additional disposable bags for chippings)
<b>Electrical equipment</b>	Main safety switch, control elements consisting of 4-level selection switch, on-off switch, vibrator signal lamp, manual vibration trigger, emergency power shut-off foot switch
<b>Dimensions WxDxH</b>	1,950 x 720 x 1,930 mm
<b>Nominal volume flow</b>	850 m <sup>3</sup> /h
<b>Option of height adjustment</b>	Manual adjustment of the router shaft
<b>Work surface height</b>	900 - 1,200 mm
<b>Space requirements WxD</b>	1,950 x 720 mm
<b>Filter surface area</b>	3.2 m <sup>2</sup>
<b>Connection nozzle Ø</b>	Without adapter: 125 mm With included adapter: 100 mm
<b>Sound intensity level</b>	< 70 dB(A)
<b>Accent colour</b>	Anthracite grey (RAL 7016)
<b>Filter material</b>	Antistatic, suitable for carbon dust
<b>Residual dust content</b>	H3 < 0.1 mg/m <sup>3</sup> is reliably maintained
<b>Electrical connection in V/Hz/kW</b>	<b>3 x 400 N/PE / 50 / 3.0</b>
<b>Motor RPM</b>	1,500/3,000 min <sup>-1</sup>
<b>Connecting cable</b>	Approx. 5 m connection cable with 5 x 16 A CEE plug and 5 x 16 A CEE socket
<b>Router shaft length</b>	460 mm
<b>Weight</b>	340 kg
<b>Colour</b>	Light grey (RAL 7035)
<b>To be used for</b>	Suitable for machining orthopaedic materials
<b>Scope of delivery</b>	Includes: 1x 702F93=1 shaft guard, long 1x 702F41=2 shaft guard, short 1x 502K2=5/8" thread protector nut 1x 702F7=5/8" threaded stud 1x 702F6=27 open-end spanner, 27 mm 1x mounting set for bolting the machine to the floor
<b>Optional accessories</b>	702F31=105X8 Insulation mat (page 168)

- For reducing sound transmission, we recommend 2x 702F31=105X8 insulation mats.
- For stability, this machine should be bolted to the floor. One mounting set included.
- Accessories can be found starting on page 168.

## Grinding machines

701P4=G / 701P250=2 / 701P250=1 Belt sander



Article number	701P4=G	701P250=2	701P250=1
<b>Dimensions WxDxH</b>	800 x 850 x 1,520 mm	712 x 865 x 1,827 mm	712 x 875 x 1,787 mm
<b>Exhaust nozzle Ø</b>	100 mm	125 mm	
<b>Space requirements WxD</b>	1,400 x 1,800 mm	2,240 x 1,730 mm	
<b>Belt width</b>	250 mm	320 mm	
<b>Belt speed</b>	<b>Two speeds:</b> 15/30 m/s	<b>One speed:</b> 16 m/s	<b>continuous speed control:</b> 6 - 16 m/s
<b>Electrical connection in V/Hz/kW</b>	<b>3 x 400 PE / 50 / 3</b>	<b>3 x 400 PE / 50-60 / 2,2</b>	<b>1 x 200-240 N/PE / 50-60 / 2,2</b>
<b>Connecting cable</b>	2 m connection cable with 5 x 16 A CEE plug and 5 x 16 A CEE socket	3 m connection cable with 5 x 16 A CEE plug and 5 x 16 A CEE socket	3 m connection cable with 1 x 16 A CEE plug and CEE socket (2 P+PE, 16 A)
<b>Weight</b>	107 kg	280 kg	290 kg
<b>Colour</b>	Light grey (RAL 7035)		
<b>To be used for</b>	Precise surface grinding, suitable for connection to a central chippings extraction system with a minimum air velocity of 20 m/s		
<b>Scope of delivery</b>	Includes: 1 x 649G6=200x25x40 Linen sanding belt (LxW 2000x250 mm, 40 grit) 1 x 709S15=6 Allen key 1 x 709S21=8 Allen key 1 x 702F65 Mounting set	Includes: 1 x 649G60=2175X320 sanding belt 1 x 702F280=1 Mounting set	
<b>Version</b>	Floor model, 701P5 Support table with prismatic guiding, adjustable angle of inclination	Effective sanding height of 450 mm, extraction on sanding belt	Effective sanding height of 450 mm, pneumatic belt tension, light strip on sanding belt, integrated floor extraction, extraction on sanding belt, integrated pneumatic gate valve
<b>Notes</b>			Compressed air at approx. 6 bar must be supplied on site for operation.
<b>Consumables</b>	649G6=200X25X40 sanding belt, 40 grit (page 178)	649G60=2175X320 sanding belt, 40 grit (page 178)	

1  
2  
3  
4  
5  
6  
7  
8  
9  
10  
11  
12  
13  
14  
15  
16  
17  
18  
19



## 701P30=G Combination disc sander and belt sander

Article number	701P30=G
<b>Equipment</b>	face plate on left (Ø 350 mm) with support table; on right contact disc and belt tensioning arm (exhaust nozzle Ø 100 mm)
<b>Electrical equipment</b>	Motor protection switch, speed selection switch
<b>Dimensions WxDxH</b>	820 x 700 x 2,000 mm
<b>Space requirements WxD</b>	Approx. 1,400 x 1,700 mm
<b>Belt width</b>	50 mm
<b>Belt length</b>	2,500 mm
<b>Belt speed</b>	<b>Two speeds:</b> 15/30 m/s
<b>Speed</b>	1,500/3,000 min <sup>-1</sup>
<b>Sanding plate Ø</b>	350 mm
<b>Electrical connection in V/Hz/kW</b>	3 x 400 PE / 50 / 1.7
<b>Connecting cable</b>	2 m connection cable with 5 x 16 A CEE plug and 5 x 16 A CEE socket
<b>Weight</b>	89 kg
<b>Colour</b>	Light grey (RAL 7035)
<b>Scope of delivery</b>	Includes: 1x 649G14=250x120 sanding belt (LxW 2500 x 50 mm, 120 grit) 1x 649P8=350x40 sandpaper disc (self-adhesive, Ø 350 mm, 40 grit) 1x 709S15=8 Allen key (8 mm)
<b>Consumables</b>	649G14=250X60 sanding belt, 60 grit 649G14=250X120 sanding belt, 120 grit 649G14=250X180 sanding belt, 180 grit 649P8=350X40 sandpaper disc (self-adhesive, Ø 350 mm, 40 grit) Accessories can be found starting on page 179.

## 701P11=\* Dual grinding machine



Article number	701P11=ST20G	701P11=T20G
<b>Version</b>	<b>Floor model</b>	<b>Bench model</b>
<b>Equipment</b>	Two corundum grinding wheels with different grit, protective hood and tool rests	
<b>Work surface height</b>	960 mm	160 mm
<b>Grinding wheel Ø</b>	<b>200 mm</b>	
<b>Speed</b>	3,000 min <sup>-1</sup>	
<b>Sound power level</b>	61 dB(A)	
<b>Electrical connection in V/Hz/kW</b>	3 x 400 PE / 50 / 0.55	
<b>Connecting cable</b>	3 m with 5 x 16 A CEE plug and 5 x 16 A CEE socket	2 m with 5 x 16 A CEE plug and 5 x 16 A CEE socket
<b>Weight</b>	48 kg	18 kg
<b>Colour</b>	Light grey (RAL 7035)	
<b>Consumables</b>	702P11=60/L-M20 Grinding wheel – Grit: fine (page 179) 702P11=36/P20 Grinding wheel – Grit: coarse (page 179)	
<b>Optional accessories</b>	702P16=A Spark protection, page 179 702P17 Hand dressing tool, page 179	

## 701F5 Bench grinding machine


<b>Article number</b>	<b>701F5</b>
<b>Equipment</b>	Metal base with motor, built-in dust extraction, 5/8" thread adapter for tool attachment, hinged and removable metal protective hood with a Plexiglas pane, dirt collection pan, special hex key, 702F67 Dust bag
<b>Dimensions WxDxH</b>	530 x 300 x 340 mm
<b>Speed</b>	2,800 min <sup>-1</sup>
<b>Electrical connection in V/Hz/kW</b>	1 x 230 N/PE / 50 / 1.1
<b>Connecting cable</b>	2 m with two-pin earthed plug
<b>Weight</b>	18 kg
<b>Colour</b>	Light grey (RAL 7035)
<b>Optional accessories</b>	798Z4=5/8" Threaded connector – with bayonet lock, thread 5/8" 798Z4=M16 Threaded connector – with bayonet lock, thread M16 702F67 Dust bag

➤ Accessories can be found starting on page 169.



## 701P45 Bench grinding machine

<b>Article number</b>	<b>701P45</b>
<b>Equipment</b>	Bayonet connector on the right side, sanding belt on the left side, connection for external suction (e.g. 701Z110 Wet/dry vacuum)
<b>Dimensions WxDxH</b>	450 x 450 x 350 mm
<b>Volume flow</b>	Recommended 265 m <sup>3</sup> /h
<b>Material</b>	Steel
<b>Speed</b>	2,460 RPM
<b>Electrical connection in V/Hz/kW</b>	1 x 230 N/PE / 50 / 0.55
<b>Connecting cable</b>	2.5 m with two-pin earthed plug
<b>Weight</b>	24 kg
<b>Colour</b>	Light grey (RAL 7035)
<b>To be used for</b>	Correction of insoles and orthoses
<b>Scope of delivery</b>	Incl. 649G126=* Sanding belt
<b>Connection Ø</b>	38 mm
<b>Consumables</b>	649G126=60 sanding belt, 60 grit 649G126=120 sanding belt, 120 grit (page 178)



1

2

3

4

5

6

7

8

9

10

11

12

13

14

15

16

17

18

19



## 701P46 Bench grinding machine "Oneliner VS1150"

<b>Article number</b>	<b>701P46</b>
<b>Equipment</b>	Console, control shelf, grinding surface 150 x 190 mm, height range 0 - 50 mm
<b>Dimensions WxDxH</b>	830 x 510 x 1,140 mm
<b>Exhaust nozzle Ø</b>	125 mm
<b>Speed</b>	1,410 RPM
<b>Electrical connection in V/Hz/kW</b>	3 x 400 N/PE / 50 / 1.1
<b>Connecting cable</b>	3 m connection cable with 3 x 16 A CEE plug and 5 x 16 A CEE socket
<b>Weight</b>	155 kg
<b>Colour</b>	Light grey (RAL 7035)
<b>To be used for</b>	Grinding lasts, insoles, bottom and heel
<b>Consumables</b>	649G146 sanding belt, 24 grit (page 178)
<b>Optional accessories</b>	758A86 Cabinet - Multiplex worktop, cabinet with two storage compartments, dimensions WxDxH 1,000 x 600 x 800 mm

## Drilling machines

### 701B6=EG / 701B70=ST Drilling machines



Article number	701B6=EG	701B70=ST
Version	Bench drill	Pillar drill
Equipment	Dust-proof control panel with metal rotary knob and OLED display, continuously variable speed control, digital speed and drilling depth display (target/actual display), choice of operating mode: drilling or thread cutting, memory function for parameters, energy saving mode, spindle stop, LED lighting	
Dimensions WxDxH	420 x 450 x 860 mm	355 x 705 x 1.825 mm
Option of height adjustment	Table height adjustment via toothed rack	
Workspace WxD	300 x 250 mm	340 x 280 mm
Continuous/normal drilling performance	13/15 mm	18/20 mm
Spindle	B16	MK 2
Drilling depth	60 mm	100 mm
Working radius	225 mm	240 mm
Column diameter	60 mm	82 mm
Distance from spindle to table	0 - 300/360 mm	160 - 880 mm
Spindle speed	Continuous 40 - 4,000 min <sup>-1</sup>	Continuous 30 - 3,000 min <sup>-1</sup>
Electrical connection in V/Hz/kW	1x 230 N/PE / 50-60 / 0.54	1 x 230 / 50-60 / 0.75
Connecting cable	1.2 m connection cable with two-pin earthed plug	1.5 m power cord with CEE plug
Weight	62 kg	151 kg
Colour	Black (RAL 9005), Mouse grey (RAL 7005)	
Scope of delivery	Includes quick-action drill chuck (receiver B 16, clamping range 1-13 mm, true running accuracy 0.3 mm)	Includes quick-action drill chuck (receiver B 18, clamping range 3-16 mm, true running accuracy 0.3 mm), Morse taper MK 2 / B 18, T-nuts
Thread cutting	Max. M8	max. M12

• Accessories for drilling machines: page 180, page 181.

## Bandsaws

### 701S3=G / 701S60 Bandsaw



Article number	701S3=G	701S60
<b>Equipment</b>	High level of precision and stability, two cutting speeds, stable parallel stop, comfortable and precise angle adjustment of the cast iron saw table via soft grip and patented sprocket guide, double precision three-roller guide for optimal cutting results (adjustable without tools), viewing window for blade tension display for rapidly checking the blade tension from outside, large cutting height with cutting height display, height adjustment of the saw blade guard without tools, door can be opened without tools, protection via safety limit switch, large balanced rubber-coated bandsaw rollers, radius cutting with circular cut device (accessory), belt grinding device (accessory) for re-grinding, external suction possible (GS dust-tested), storage for the stops on the saw housing, for three-phase current	Connection nozzle for exhaust (Ø 120 mm), cutting height up to 410 mm, impeller diameter 500 mm, cast iron saw table swivels (5° to the left, 45° to the right), stop can be inserted on the right and left of the saw blade, above-table and below-table precision bandsaw blade guides, mounting for table extension on 3 sides, incl. mounting material for bolting to floor
<b>Electrical equipment</b>	Motor protection switch, safety limit switch, electronic motor brake	Main switch and motor protection switch
<b>Dimensions WxDxH</b>	834 x 639 x 1,900 mm	790 x 570 x 1,995 mm
<b>Exhaust nozzle Ø</b>	100 mm	120 mm
<b>Work surface height</b>	925 mm	859 mm
<b>Saw table LxW</b>	536 x 640 mm	500 x 640 mm
<b>Cutting height</b>	<b>280 mm</b>	<b>410 mm</b>
<b>Cutting width</b>	max. 440 mm	Max. 480 mm
<b>Cutting speed</b>	408/965 m/min	1,500 m/min
<b>Saw blade length</b>	3,380 mm	4,318 mm
<b>Saw blade width</b>	6-25 mm	
<b>Sound intensity level</b>	84.6 dB(A)	91 dB(A)
<b>Colour</b>	Light silver	frame – anthracite grey (RAL 7016) sheet metal parts – window grey (RAL 7040) small components – May green (RAL 6017)
<b>Electrical connection in V/Hz/kW</b>	<b>3 x 400 N/PE / 50 / 1.9</b>	<b>3 x 400 PE / 50 / 3.0</b>
<b>Connecting cable</b>	Approx. 2 m with 5 x 16 A CEE plug and 5 x 16 A CEE socket	Approx. 5 m with 5 x 16 A CEE plug and 5 x 16 A CEE socket
<b>Weight</b>	133 kg	200 kg
<b>To be used for</b>	Working with wood, plastics and non-ferrous metals	
<b>Scope of delivery</b>	Includes A6 universal bandsaw blade, parallel stop, exhaust nozzle (Ø 100 mm)	1 x 708B6=4318 Bandsaw blade for plastics and light metals

• Accessories and spare parts can be found starting on page 182.



## Machines for orthopaedic shoe technology

### Finishing and trimming machines

#### 701L70=FSBP140 Flexam FSBP Executive

<b>Article number</b>	<b>701L70=FSBP140</b>
<b>Version</b>	Flexam FSBP 140 Executive
<b>Equipment</b>	LED lighting, floor suction, automatic height adjustment, moveable control panel, ADDS - air curtain between operator and suction, sensor-controlled suction, insulation to reduce sound pressure level, individually adjustable sanding belt tension, dust-protected motor, dust-protected switches with indicator lamps, closed back wall, spacious removable collection container, opening front with gas compression springs, emergency stop switch, two compressed air connections, compressed air gun, pressure gauge, pressure reducer, internal cleaning of the engine compartment, tool storage, cabinet with two drawers, connection for external dust collector, connection for external compressor (Ø 8 mm)
<b>Dimensions WxDxH</b>	1,758 x 750 x 1,980 mm
<b>Exhaust nozzle Ø</b>	160 mm
<b>Height adjustment range</b>	1,020 - 1,220 mm
<b>Sound intensity level</b>	58 dB(A)
<b>Accent colour</b>	orange (RAL 2008)
<b>Electrical connection in V/Hz/kW</b>	3 x 400 N/PE / 50 / 2.83
<b>Connecting cable</b>	5 m connection cable with 5 x 16 A CEE plug and 5 x 16 A CEE socket
<b>Weight</b>	585 kg
<b>Colour</b>	Light grey (RAL 7035)
<b>Version</b>	1x Heel milling mechanism 3x Sole milling mechanism with bayonet 1x Bayonet connector 2x 649G121=* Sanding belt narrow, LxW 1,650x40 mm Distance between sanding belts 255 mm 1x 702L160 Naumkeag 2x Electric polishing unit, each with 3 polishing discs 4x Sensors



- The photos may deviate from the product descriptions. The product descriptions contain the specifications of the products that are delivered.
- Your choice of accent colour upon request.
- Accessories can be found starting on page 183.

1

2

3

4

5

6

7

8

9

10

11

12

13

14

15

16

17

18

19

## 1 Milling and grinding machines

### 2 Grinding machines

3 701L20=\* Flexam S Executive



Article number	701L20=S60-A	701L20=S125
Version	Flexam S 60 Executive	Flexam S 125 Executive
Equipment	LED lighting, floor suction, automatic height adjustment, moveable control panel, ADDS - air curtain between operator and suction, sensor-controlled suction, insulation to reduce sound pressure level, individually adjustable sanding belt tension, dust-protected motor, dust-protected switches with indicator lamps, closed back wall, spacious removable collection container, opening front with gas compression springs, emergency stop switch, two compressed air connections, compressed air gun, pressure gauge, pressure reducer, internal cleaning of the engine compartment, tool storage, cabinet with two drawers, connection for external dust collector, connection for external compressor (Ø 8 mm)	
Dimensions WxDxH	990 x 750 x 1.980 mm	1,644 x 750 x 1,980 mm
Exhaust nozzle Ø	160 mm	
Option of height adjustment	200 mm	
Work surface height	1,020 - 1,220 mm	
Sound intensity level	73 dB(A)	
Accent colour	orange (RAL 2008)	
Electrical connection in V/Hz/kW	3 x 400 N/PE / 50 / 1.1	3 x 400 N/PE / 50 / 2.2
Connecting cable	5 m connection cable with 5 x 16 A CEE plug and 5 x 16 A CEE socket	
Weight	338 kg	497 kg
Colour	Light grey (RAL 7035)	
Version	1x Floor suction 2x Bayonet connector 1x 649G124=* Sanding belt wide, LxW 1,480x100 mm	1x Floor suction 2x Bayonet connector 2x 649G124=* Sanding belt wide, LxW 1,480x100 mm Distance between sanding belts 450 mm

- 16
- The photos may deviate from the product descriptions. The product descriptions contain the correct product specifications.
  - Your choice of accent colour upon request.
  - Accessories can be found starting on page 183.

## Grinding machines with naumkeag

### 701L21=\* Flexam SB Executive



Article number	701L21=SB60	701L21=SB85	701L21=SB105	701L21=SB125
<b>Version</b>	Flexam SB 60 Executive	Flexam SB 85 Executive	Flexam SB 105 Executive	Flexam SB 125 Executive
<b>Equipment</b>	LED lighting, floor suction, automatic height adjustment, moveable control panel, ADDS - air curtain between operator and suction, sensor-controlled suction, insulation to reduce sound pressure level, individually adjustable sanding belt tension, dust-protected motor, dust-protected switches with indicator lamps, closed back wall, spacious removable collection container, opening front with gas compression springs, emergency stop switch, two compressed air connections, compressed air gun, pressure gauge, pressure reducer, internal cleaning of the engine compartment, tool storage, cabinet with two drawers, paper shelf, connection for external dust collector, connection for external compressor (Ø 8 mm)			
<b>Dimensions WxDxH</b>	990 x 750 x 1,980 mm	1,175 x 750 x 1,980 mm	1,421 x 750 x 1,980 mm	1,625 x 750 x 1,980 mm
<b>Exhaust nozzle Ø</b>	160 mm			
<b>Option of height adjustment</b>	200 mm			
<b>Work surface height</b>	1,020 - 1,220 mm			
<b>Sound intensity level</b>	73 dB(A)			
<b>Accent colour</b>	orange (RAL 2008)			
<b>Electrical connection in V/Hz/kW</b>	3 x 400 N/PE / 50 / 1.35		3 x 400 N/PE / 50 / 2.45	3 x 400 N/PE / 50 / 3.55
<b>Connecting cable</b>	5 m connection cable with 5 x 16 A CEE plug and 5 x 16 A CEE socket			
<b>Weight</b>	338 kg	412 kg	455 kg	492 kg
<b>Colour</b>	Light grey (RAL 7035)			
<b>Version</b>	1x Floor suction 1x Bayonet connector 1x 649G124=* Sanding belt wide, LxW 1,480x100 mm 1x 702L160 Naumkeag	1x Floor suction 1x Bayonet connector 1x 649G121=* Sanding belt narrow, LxW 1,650x40 mm 1x 649G124=* Sanding belt wide, LxW 1,480x100 mm Distance between sanding belts 225 mm 1x 702L160 Naumkeag	1x Floor suction 2x Bayonet connector 1x 649G121=* Sanding belt narrow, LxW 1,650x40 mm 1x 649G124=* Sanding belt wide, LxW 1,480x100 mm Distance between sanding belts 450 mm 1x 702L160 Naumkeag Sanding belts run individually	1x Floor suction 2x Bayonet connector 1x 649G121=* Sanding belt narrow, LxW 1,650x40 mm 1x 649G125=* Sanding belt wide, LxW 1,650x100 mm 1x 649G124=* Sanding belt wide, LxW 1,480x100 mm Distance between sanding belts 352 mm and 225 mm 1x 702L160 Naumkeag

- The photos may deviate from the product descriptions. The product descriptions contain the correct product specifications.
- Your choice of accent colour upon request. The machines include a paper shelf on the left side as standard equipment. The paper shelf can also be replaced by a bayonet storage shelf as an option.
- Accessories can be found starting on page 183.

## Grinding and milling machines (Naumkeag and Widia)

701L22=SBW105 / 701L23=FSBW150 Flexam SBW Executive/ Flexam FSBW Executive



Article number	701L22=SBW105	701L23=FSBW150
Version	Flexam SBW 105 Executive	Flexam FSBW 150 Executive
Equipment	LED lighting, floor suction, automatic height adjustment, moveable control panel, ADDS - air curtain between operator and suction, sensor-controlled suction, insulation to reduce sound pressure level, individually adjustable sanding belt tension, dust-protected motor, dust-protected switches with indicator lamps, closed back wall, spacious removable collection container, opening front with gas compression springs, emergency stop switch, two compressed air connections, compressed air gun, pressure gauge, pressure reducer, internal cleaning of the engine compartment, tool storage, cabinet with two drawers, connection for external dust collector, connection for external compressor (Ø 8 mm)	
Dimensions WxDxH	1,464 x 750 x 1,980 mm	1,827 x 750 x 1,980 mm
Exhaust nozzle Ø	160 mm	
Option of height adjustment	200 mm	
Work surface height	1.020 - 1.220 mm	
Sound intensity level	73 dB(A)	
Accent colour	orange (RAL 2008)	
Electrical connection in V/Hz/kW	3 x 400 N/PE / 50 / 2.85	3 x 400 N/PE / 50 / 4.45
Connecting cable	5 m connection cable with 5 x 16 A CEE plug and 5 x 16 A CEE socket	
Weight	485 kg	550 kg
Colour	Light grey (RAL 7035)	
Version	1x Floor suction 1x Bayonet connector 1x 649G121=* Sanding belt narrow, LxW 1,650x40 mm 1x 702L52=24 Widia grinding roll (width 60 mm, grit 24) with continuous speed control. Distance between sanding belts 472 mm 1x 702L160 Naumkeag	1x Floor suction 1x Heel milling mechanism 3x Sole milling mechanism with bayonet 1x Bayonet connector 1x 649G121=* Sanding belt narrow, LxW 1,650x40 mm 1x 649G125=* Sanding belt wide, LxW 1,650x100 mm 1x 702L52=24 Widia grinding roll (width 60 mm, grit 24) with continuous speed control. Distance between sanding belts 352 mm and 225 mm 1x 702L160 Naumkeag

- Your choice of accent colour upon request.
- The photos may deviate from the product descriptions. The product descriptions contain the correct product specifications.
- Accessories can be found starting on page 183.

## Last fabrication machines

### 701L24=\* Flexam LSB Executive/ Flexam FLSB Executive



Article number	701L24=LSB115	701L24=LSB120	701L24=FLSB145
<b>Version</b>	Flexam LSB 115 Executive	Flexam LSB 120 Executive	Flexam FLSB 145 Executive
<b>Equipment</b>	Freedom version, LED lighting, floor suction, automatic height adjustment, moveable control panel, ADDS - air curtain between operator and suction, (ADDs not with last roll), sensor-controlled suction, insulation to reduce sound pressure level, individually adjustable sanding belt tension, dust-protected motor, dust-protected switches with indicator lamps, closed back wall, spacious removable collection container, opening front with gas compression springs, emergency stop switch, two compressed air connections, compressed air gun, pressure gauge, pressure reducer, internal cleaning of the engine compartment, tool storage, cabinet with two drawers, connection for external dust collector, connection for external compressor (Ø 8 mm)		
<b>Dimensions WxDxH</b>	1,524 x 750 x 1,980 mm	1,584 x 750 x 1,980 mm	1,792 x 750 x 1,980 mm
<b>Exhaust nozzle Ø</b>	160 mm		
<b>Option of height adjustment</b>	200 mm		
<b>Work surface height</b>	1,020 - 1,220 mm		
<b>Sound intensity level</b>	73 dB(A)		
<b>Accent colour</b>	orange (RAL 2008)		
<b>Electrical connection in V/Hz/kW</b>	3 x 400 N/PE / 50 / 2.45		3 x 400 N/PE / 50 / 3.2
<b>Connecting cable</b>	5 m connection cable with 5 x 16 A CEE plug and 5 x 16 A CEE socket		
<b>Weight</b>	475 kg	478 kg	532 kg
<b>Colour</b>	Light grey (RAL 7035)		
<b>To be used for</b>	Last processing		
<b>Version</b>	1x Bayonet connector 1x 649G121=* Sanding belt narrow, LxW 1,650x40 mm 1x 649G124=* Sanding belt wide, LxW 1,480x100 mm 1x Pneumatic grinding roll 70mm x 200mm, Distance between sanding belts 472 mm 1x 702L160 Naumkeag	1x Bayonet connector 2x 649G124=* Sanding belt wide, LxW 1,480x100 mm 1x Pneumatic grinding roll 70x200 mm Distance between sanding belts 472 mm 1x 702L160 Naumkeag	1x Sole milling mechanism 3x Heel milling mechanism 1x Bayonet connector 1x 649G121=* Sanding belt narrow, LxW 1,650x40 mm 1x 649G124=* Sanding belt wide, LxW 1,480x100 mm 1x Pneumatic grinding roll 70x200 mm Distance between sanding belts 472 mm 1x 702L160 Naumkeag

- The photos may deviate from the product descriptions. The product descriptions contain the correct product specifications.
- Your choice of accent colour upon request.  
The Freedom version (more freedom for grinding on the right side of the machine, see illustrations of 701L24=LSB115 and 701L24=LSB120) is included with the machines as standard equipment.
- Accessories can be found starting on page 183.

## Milling and grinding machines

### 701L25=\* Flexam FSB Executive



Article number	701L25=FSB115	701L25=FSB150
Version	Flexam FSB 115	Flexam FSB 150
Equipment	LED lighting, floor suction, automatic height adjustment, moveable control panel, ADDS - air curtain between operator and suction, sensor-controlled suction, insulation to reduce sound pressure level, individually adjustable sanding belt tension, dust-protected motor, dust-protected switches with indicator lamps, closed back wall, spacious removable collection container, opening front with gas compression springs, emergency stop switch, two compressed air connections, compressed air gun, pressure gauge, pressure reducer, internal cleaning of the engine compartment, tool storage, cabinet with two drawers, connection for external dust collector, connection for external compressor (Ø 8 mm)	
Dimensions WxDxH	1,495 x 750 x 1,980 mm	1,849 x 750 x 1,980 mm
Exhaust nozzle Ø	160 mm	
Option of height adjustment	200 mm	
Work surface height	1,020 - 1,220 mm	
Sound intensity level	73 dB(A)	
Accent colour	orange (RAL 2008)	
Electrical connection in V/Hz/kW	3 x 400 N/PE / 50 / 3.2	
Connecting cable	5 m connection cable with 5 x 16 A CEE plug and 5 x 16 A CEE socket	
Weight	515 kg	575 kg
Colour	Light grey	
Version	1x Heel milling mechanism 3x Sole milling mechanism 2x Bayonet connector 1x 649G121=* Sanding belt narrow, LxW 1,650x40 mm 1x 649G124=* Sanding belt wide, LxW 1,480x100 mm Distance between sanding belts 472 mm 1x 702L160 Naumkeag	1x Heel milling mechanism 3x Sole milling mechanism 2x Bayonet connector 1x 649G121=* Sanding belt narrow, LxW 1,650x40 mm 1x 649G124=* Sanding belt wide, LxW 1,480x100 mm 1x 649G125=* Sanding belt wide, LxW 1,650x100 mm Distance between sanding belts 325 mm and 225 mm 1x 702L160 Naumkeag

- The photos may deviate from the product descriptions. The product descriptions contain the correct product specifications.
- Your choice of accent colour upon request.
- The machine 701L25=FSB150 Flexam FSB 150 can be expanded with a heel grinding roll as an option.
- The Freedom version (more freedom for grinding on the right side of the machine, see illustration of 701L25=FSB150) can be installed on the machines upon request.
- Accessories can be found starting on page 183.

## Compact machines

### 701L40=U100 Flexam Undercover 100

<b>Article number</b>	<b>701L40=U100</b>
<b>Version</b>	Connection for an external compressor
<b>Equipment</b>	Integrated chip extraction system, workbench with suction and activated charcoal filter, front can be locked, blow gun, lighting, bayonet, side wall can be opened, perfo hole plate for tool storage, storage shelf
<b>Dimensions WxDxH</b>	1,000 x 570 x 1,980 mm
<b>Work surface height</b>	1,117 mm
<b>Speed</b>	3,000 RPM
<b>Sound intensity level</b>	75 dB(A)
<b>Electrical connection in V/Hz/kW</b>	1 x 230 N/PE / 50-60 / 2.86
<b>Connecting cable</b>	3 m connection cable with CEE plug (2P+PE, 16A) and CEE socket (2 P+PE, 16 A)
<b>Weight</b>	265 kg
<b>Colour</b>	Light grey (RAL 7035)
<b>Consumables</b>	1x 649G155=* Sanding belt LxW 1,125x100 mm, 1x 702L160 Naumkeag <b>Filter:</b> 1x 702L114 Pre-filter cassette for adhesive vapour suctioning 1x 702L115 Activated charcoal filter for adhesive vapour suctioning 1x 702L116 Fine dust filter 1x 702L117 Dust filter for dust and chip extraction


- To use the compressed air gun, the Flexam Undercover 100 has to be connected to an external compressor. (page 132)
- Accessories can be found starting on page 183.



### 701L51=S50 Flexam Compact S 50

<b>Article number</b>	<b>701L51=S50</b>
<b>Version</b>	Integrated dust collector
<b>Equipment</b>	1x Bayonet left 1x 649G124=* Sanding belt, LxW 1,480x100 mm Manually opening suction vents
<b>Dimensions WxDxH</b>	500 x 860 x 1,580 mm
<b>Work surface height</b>	1,070 or 1,170 mm
<b>Sound intensity level</b>	74 dB(A)
<b>Accent colour</b>	orange (RAL 2008)
<b>Electrical connection in V/Hz/kW</b>	1 x 230 N/PE / 50 / 1.47
<b>Connecting cable</b>	3 m connection cable with CEE plug (2P+PE, 16A) and CEE socket (2 P+PE, 16 A)
<b>Weight</b>	190 kg
<b>Colour</b>	Light grey (RAL 7035)
<b>To be used for</b>	Insole correction, sanding of insoles

- An additional bayonet can be installed on the right side upon request. Your choice of accent colour upon request.
- Accessories can be found starting on page 183.



701L60=\* Flexam Compact SB75 and Flexam Compact P110



Article number	701L60=SB75	701L60=P110
Version	Flexam Compact SB75	Flexam Compact P110
Equipment	Integrated suction system, manual opening of the suction vents, base can be unscrewed (with base, the working height is 1,170 mm, without base 1,070 mm)	
Dimensions WxDxH	780 x 750 x 1,483 mm	1,165 x 750 x 1,483 mm
Work surface height	1,070 or 1,170 mm	
Sound intensity level	74 dB(A)	
Accent colour	orange (RAL 2008)	
Electrical connection in V/Hz/kW	3 x 400 N/PE / 50 / 2.10	3 x 400 N/PE / 50 / 2.85
Connecting cable	5 m connection cable with 5 x 16 A CEE plug and 5 x 16 A CEE socket	
Weight	219 kg	281 kg
Colour	Light grey (RAL 7035)	
Version	2x Bayonet connector, 1x left and 1x right 1x 649G121=* Sanding belt narrow, LxW 1,650x40 mm 1x 649G124=* Sanding belt wide, LxW 1,480x100 mm Distance between sanding belts 225 mm 1x 702L160 Naumkeag	1x Bayonet connector left (bayonet connector right optional) 1x 649G121=* Sanding belt narrow, LxW 1,650x40 mm 1x 649G124=* Sanding belt wide, LxW 1,480x100 mm Distance between sanding belts 225 mm 1x 702L160 Naumkeag 2x Triple polishing unit, manual operation

- Your choice of accent colour upon request.
- Accessories can be found starting on page 183.



## 701L61=FSB130 / 701L62=115B Flexam Compact FSB/ Flexam Compact FSBP



Article number	701L61=FSB130	701L62=115B
Version	Flexam Compact FSB 130	Flexam Compact FSBP 115
Equipment	Integrated suction system, manual opening of the suction vents, base can be unscrewed (with base, the working height is 1,170 mm, without base 1,070 mm)	
Dimensions WxDxH	1,300 x 750 x 1,585 mm	1,250 x 780 x 1,590 mm
Accent colour	orange (RAL 2008)	
Electrical connection in V/Hz/kW	3 x 400 N/PE / 50 / 4.0	3 x 400 N/PE / 50 / 3.40
Connecting cable	5 m connection cable with 5 x 16 A CEE plug and 5 x 16 A CEE socket	
Weight	361 kg	335 kg
Colour	Light grey (RAL 7035)	
Version	2x Bayonet connector 1x Sole milling mechanism with bayonet 1x Heel milling mechanism 18 mm 1x 649G121=* Sanding belt narrow, LxW 1,650x40 mm 1x 649G124=* Sanding belt wide, LxW 1,480x100 mm 1x 649G125=* Sanding belt wide, LxW 1,650x100 mm Distance between sanding belts 225 mm and 335 mm 1x 702L160 Naumkeag 5x Motors Sanding belts with one speed Emergency stop switch	1x Bayonet connector 1x Sole milling mechanism with bayonet 1x Heel milling mechanism 18 mm 1x 649G121=* Sanding belt narrow, LxW 1,650x40 mm 1x 649G124=* Sanding belt wide, LxW 1,480x100 mm Distance between sanding belts 300 mm 1x 702L160 Naumkeag 2x triple polishing unit Sanding belts with one speed Emergency stop switch

- Your choice of accent colour upon request.
- Accessories can be found starting on page 183.

## Polishing machines



### 701L26=\* Flexam P30 and Flexam P45 Executive


Article number	701L26=P30	701L26=P45
<b>Equipment</b>	3x lapping wheel, ØxW 240x60 mm 3x hair brush, ØxW 240x60 mm Connection for external suction, without internal gate slide, manual changeover of the polishing unit	3x wool yarn brush, ØxW 240x60 mm 3x lapping wheel, ØxW 240x60 mm 3x hair brush, ØxW 240x60 mm Connection for external suction, integrated gate slide, polishing unit changeover at the push of a button, lighting, compressed air connection, blow gun, cabinet
<b>Dimensions WxDxH</b>	433 x 750 x 1,485/1,585 mm	720 x 750 x 1,980 mm
<b>Exhaust nozzle Ø</b>	125 mm	
<b>Speed</b>	1,360 RPM	
<b>Sound intensity level</b>	68 dB(A)	
<b>Accent colour</b>	orange (RAL 2008)	
<b>Electrical connection in V/Hz/kW</b>	3 x 400 N/PE / 50 / 0.55	3 x 400 N/PE / 50 / 0.67
<b>Connecting cable</b>	5 m connection cable with 5 x 16 A CEE plug and 5 x 16 A CEE socket	
<b>Weight</b>	150 kg	267 kg
<b>Colour</b>	Light grey (RAL 7035)	

- Your choice of accent colour upon request.
- Accessories can be found starting on page 189.

## Sewing Machines

### 701N3 / 701N30 Zigzag sewing machine

Article number	701N3	701N30
<b>Version</b>	<b>Zigzag sewing machine</b>	<b>High speed zigzag sewing machine</b>
<b>Equipment</b>	Servomotor, 1 roll of 624Z7=W60 Serafil sewing thread	Sewing head on stable sewing machine stand with Formica work surface
<b>Footprint W x D</b>	1,060 x 500 mm	
<b>Height including motor stand</b>	1,215 mm	
<b>Sewing speed</b>	2,000 Stitches/min	4,000 Stitches/min
<b>Overstitch width</b>	Max. 9 mm	Max. 6 mm
<b>Stitch length</b>	Max. 5 mm	
<b>Opening height under the presser foot</b>	Max. 6 mm	
<b>Height including thread stand</b>		1,680 mm
<b>Dimensions upper part WxDxH</b>	450 x 210 x 440 mm	475 x 175 x 295 mm
<b>Electrical connection in V/Hz/kW</b>	1 x 200 - 240 N/PE / 50-60 / 0.25	1 x 230 N/PE / 50-60 / 0.25
<b>Connecting cable</b>	2 m with two-pin earthed plug	
<b>Weight</b>	80 kg	
<b>To be used for</b>	General sewing work on light to medium-weight materials	General sewing work on medium-weight materials
<b>Version</b>	Bottom feed transports workpiece, horizontal double rotary hook, zigzag stitch is adjustable left/middle/right, knee lever raises fabric presser foot, drive via motor stand	Robust design, sewn in upon delivery, optimal needle guidance (slow sewing stitch by stitch) by synchronous motor



- Scope of delivery includes machine base.
- Accessories can be found starting on page 190.

1

2

3

4

5

6

7

8

9

10

11

12

13

14


15

16

17

18

19



## 701N8 Single-needle, double-stitch sewing machine

<b>Article number</b>	<b>701N8</b>
<b>Equipment</b>	Roller foot driven by wheel feed, feed-synchronised needle, integrated servomotor, lower frame
<b>Dimensions WxDxH</b>	1,060 x 500 x 1,300 mm
<b>Sewing speed</b>	Max. 3,000 Stitches/min
<b>Opening beneath roller foot</b>	7 mm
<b>Column height</b>	180 mm
<b>Electrical connection in V/Hz/kW</b>	1 x 230 N/PE / 50-60 / 0.3
<b>Connecting cable</b>	2 m with two-pin earthed plug
<b>Weight</b>	80 kg
<b>To be used for</b>	Sewing decorative seams and attachment seams and edging work on closed sockets and arched socket parts; suitable for especially narrow edge joining work thanks to the location of the needle hole near the edge of the needle plate; perfect feeding even at transitions

- Other models are available upon request.
- Scope of delivery includes machine base.
- Accessories can be found starting on page 190.

## Shoemaker's repair sewing machines

### 701N23 / 701N24=2 / 701N25=2 Shoemaker's repair sewing machine



Article number	701N23	701N24=2	701N25=2
<b>Version</b>	Shoemaker's repair sewing machine Universal 440	Shoemaker's repair sewing machine Adler 30-10	Shoemaker's repair sewing machine Adler 30-70
<b>Equipment</b>	Adjustable sewing direction, swivelling material transport foot, speed control	Adjustable sewing direction, swivelling material transport foot	
<b>Dimensions WxDxH</b>	400 x 700 x 1,460 mm	800 x 350 x 1,500 mm	800 x 750 x 1,500 mm
<b>Work surface height</b>	1,200 mm	1,170 mm	
<b>Sewing speed</b>	230 Stitches/min	350 Stitches/min	300 Stitches/min
<b>Stitch length</b>	Max. 7 mm	Max. 5.1 mm	
<b>Sewing thickness</b>	<b>Max. 8 mm</b>		<b>Max. 12 mm</b>
<b>Lower arm length</b>	470 mm		
<b>Electrical connection in V/Hz/kW</b>	1 x 200-240 N/PE / 50-60 / 0.74	1 x 200-240 N/PE / 50-60 / 1.05	
<b>Connecting cable</b>	5 m connection cable with grounded plug		
<b>Weight</b>	75 kg		
<b>Colour</b>	Grey, White aluminium (RAL 9006)		
<b>Version</b>	With Tronic StepControl motor and base frame		

- Accessories can be found starting on page 190.

## Sewing machine

### 701N20 Sole sewing machine ST 90 Eco

<b>Article number</b>	<b>701N20</b>
<b>Equipment</b>	2-thread backstitch, fast bobbin system, high sewing head, transport foot and sewing length continuously adjustable, swivelling awl to set the sewing direction, application of transport foot by hand or foot pedal
<b>Dimensions WxDxH</b>	620 x 570 x 1,650 mm
<b>Speed</b>	1,400 RPM
<b>Sewing speed</b>	120 - 150 Stitches/min
<b>Stitch length</b>	3 - 14 mm
<b>Sewing thickness</b>	Max. 27 mm
<b>Electrical connection in V/Hz/kW</b>	3 x 380-400 PE / 50-60 / 0.4
<b>Connecting cable</b>	4 m power cord with CEE plug 4 x16 A
<b>Weight</b>	180 kg
<b>Colour</b>	Light grey (RAL 7035)
<b>To be used for</b>	Sewing heavy materials, slim high sewing head provides access to hard to sew areas, for example pointed shoes or boots



## Sharpening machines

### 701N10 Combination upper leather and cap sharpening machine

<b>Article number</b>	<b>701N10</b>
<b>Equipment</b>	With bench, feed motor, integrated super exhaust fan, steel guide roller
<b>Dimensions WxDxH</b>	1050 x 550 x 1150 mm
<b>Electrical connection in V/Hz/kW</b>	3 x 400 N/PE / 50 / 0.74
<b>Connecting cable</b>	2 m with CEE plug
<b>Weight net/gross</b>	87/150 kg



Other models are available upon request.

### 701N15 Sharpening machine

<b>Article number</b>	<b>701N15</b>
<b>Version</b>	<b>Without suction</b>
<b>Equipment</b>	Knife sharpener, transport motor, large rotating knives
<b>Dimensions WxDxH</b>	1,050 x 550 x 1,150 mm
<b>Cutting width</b>	15 - 50 mm
<b>Cutting speed</b>	1,400 RPM
<b>Electrical connection in V/Hz/kW</b>	1 x 200-240 N/PE / 50-60 / 0.4
<b>Connecting cable</b>	2 m cable with grounded plug
<b>Weight</b>	85 kg
<b>Colour</b>	Light grey (RAL 7035)
<b>To be used for</b>	Precise processing of light to heavy leather products



## Silicone rolls



### 89W6 Electric two-roll silicone mill

<b>Article number</b>	<b>89W6</b>
<b>Equipment</b>	<ul style="list-style-type: none"> <li>- Danger area secured by light curtain: the rollers are stopped according to the standard before the fingers reach the area where they can be drawn in – protects the operator without impeding the work</li> <li>- Two-hand control: ensures that the operator's fingers are outside the danger area</li> <li>- Machine operation via touch screen or foot pedal</li> <li>- Continuously power adjustable roller gap</li> <li>- Emergency stop switch</li> </ul>
<b>Dimensions WxDxH</b>	1,200 x 600 x 1,100 mm
<b>Roll dimensions ØxL</b>	200 x 750 mm
<b>Roll gap</b>	Continuously power adjustable: 0 - 25 mm
<b>Roll speed</b>	Continuously adjustable: 1 - 15 RPM
<b>Work surface height</b>	1,000 mm
<b>Electrical connection in V/Hz/kW</b>	1 x 230 N/PE / 50 / 1.7
<b>Weight</b>	370 kg
<b>Colour</b>	Light grey (RAL 7035)
<b>To be used for</b>	For mixing larger quantities of silicone (up to 3 kg), rolling them into large silicone sheets with thicknesses ranging from 0.1 to 25 mm and sizes up to 650 x 720 mm, manual processing of highly viscous HTV silicones



### 89W1 Mechanical two-roll mill

<b>Article number</b>	<b>89W1</b>
<b>Version</b>	Manually operated roll
<b>Equipment</b>	Two rollers rotating in opposite directions (10 cm diameter, 32 cm length)
<b>Weight net/gross</b>	76/90 kg
<b>To be used for</b>	For mixing smaller quantities of silicone (up to 100 g), rolling them into silicone sheets with thicknesses ranging from 0.1 to 3 mm and sizes up to 30 x 30 cm

## Freezer counter



### 760K2 Freezer counter

<b>Article number</b>	<b>760K2</b>
<b>Equipment</b>	Freezer counter, plug-in, 3 large drawers on left (WxDxH dimensions approx. 1,450 x 530 x 150 mm) suitable for 1,400 mm wide prepreg rolls, triple drawer unit on the right, suitable for 500 mm long prepreg strips, constant temperature of -18 °C can be achieved with optimal room temperature, refrigerant 404a, condensation drain, automatic defrosting, electronic control unit with digital display, die cast aluminium handle shells, 2 mm thick countertop plus profiles, 50 mm chamfered on all sides, drip edge in front, unscrewable 3-side plinth panel
<b>Dimensions WxDxH</b>	2,680 x 1,000 x 850 mm
<b>Electrical connection in V/Hz/kW</b>	1 x 230 / 50 / 2
<b>Weight</b>	250 kg
<b>To be used for</b>	Storage of prepreg materials

- The ambient temperature should be max. 25 °C with a max. humidity of 40 – 60%. Ventilation possibilities must be available on the sides or in the rear area as well.

	1
	2
	3
	4
	5
	6
	7
	8
	9
	10
	11
	12
	13
	14
	15
	16
	17
	18
	19

- 1
- 2
- 3
- 4
- 5
- 6
- 7
- 8
- 9
- 10
- 11
- 12
- 13
- 14
- 15
- 16
- 17
- 18
- 19





# Suction systems

Suction systems for dusts .....	103
Suction systems for vapours .....	108
Suction systems for welding fumes .....	110
Accessories for suction systems .....	110

1

2

3

4

5

6

7

8

9

10

11

12

13

14

15

16

17

18

19

## Mobile suction systems

### 701Z120 / 701Z125 / 701Z15 Dust collector



Article number	701Z120	701Z125	701Z15
Version	The dust collector is suitable for connecting 1 socket router at the same time.		The dust collector is suitable for connecting 2 socket routers at the same time.
Equipment	Filter material - Category C, BIA certificate, electrically conductive, washable	Vacuum resistant housing, antistatic filter element with vibration dedusting, high-performance centrifugal fan with three-phase motor of energy efficiency class IE3, integrated muffler, air outlet grid, 2 caster and 2 fixed wheels, chip container with bag	Pre-separator with suction port and non-return valve, separator with antistatic filter unit and jet pulse cleaning, fan cell with 3 kW motor, chip container with bag, electrical circuit with flow rate monitor
Electrical equipment			Switch cabinet with main switch and integrated restart inhibit, filter monitor with signal lamp, gate slide control, max. 8 machines
Dimensions WxDxH	1,178 x 650 x 1,972 mm	750 x 1,070 (1,320) x 1,905 mm	1,520 (1,860) x 750 x 1,975 mm
Exhaust nozzle Ø	120 mm	125 mm	180 mm
Volume flow	Max. 1,140 m³/h	1.250 m³/h	2,500 m³/h
Nominal volume flow	814 m³/h	880 m³/h	1,830 m³/h
Filter surface area	4.3 m²	4,8 m²	9.6 m²
Sound intensity level	max. 75 dB(A)	61 dB(A)	65 dB(A)
Accent colour		Anthracite grey (RAL 7016)	
Residual dust content	< 0,1 mg/m³		
Electrical connection in V/Hz/kW	3 x 400 PE / 50 / 1.5	3 x 400 N/PE / 50 / 2.2	3 x 400 N/PE / 50 / 3.0
Connecting cable	2 m power cord with 5 x 16 A CEE plug	3 m power cord with CEE plug 5 x 16 A and CEE socket 5 x 16 A	
Weight	117 kg	340 kg	400 kg
Colour	Light grey (RAL 7035)		
To be used for	Mobile extraction system, designed to capture, transport and separate dry materials such as wood and plastic dust and shavings.		
Scope of delivery	Includes 1 pc. 702F25=7 disposable bag for chippings	incl. 3 pcs. 702F25=5 disposable bag for chippings	
Chippings collection volume	135 l	165 l	
Version	mobile, powerful, high suction power, low operating costs, maintenance-friendly, long filter life, easy handling and simple operation	Compact, space-saving design, optimal dust collection achieved by effective pre-separation and highly effective filtration, high level of device efficiency achieved by means of a ventilating fan placed at the clean-gas side, high extraction performance, long filter service life, easy to handle and operate	

⦿ Exhaust tubes are available upon request.

## Stationary suction systems

### 701Z60 / 701Z65 Dust collector V80 Compact Mini

Article number	701Z60	701Z65
<b>Version</b>	<b>Connection of two socket routers at the same time</b>	
<b>Equipment</b>	Exhaust nozzle top left, air return via filter system, motorised cleaning, fine particle filter, slide control, controller for automatic start-up of processing machines with potential-free contact	
<b>Dimensions WxDxH</b>	865 x 840 x 2,322 mm	
<b>Nominal volume flow</b>	<b>2,000 m<sup>3</sup>/h</b>	
<b>Sound intensity level</b>	<b>62 dB(A)</b>	
<b>Residual dust content</b>	< 0,1 mg/m <sup>3</sup>	
<b>Electrical connection in V/Hz/kW</b>	<b>3 x 400 N/PE / 50 / 2.2</b>	<b>1 x 230 N/PE / 50-60 / 2.2</b>
<b>Connecting cable</b>	Approx. 5 m connection cable with CEE plug (5 x 16 A) and CEE socket (5 x 16 A)	Approx. 5 m connection cable with CEE plug (2P+PE, 16A) and CEE socket (2 P+PE, 16 A)
<b>Weight</b>	400 kg	
<b>Colour</b>	Light grey (RAL 7035)	
<b>To be used for</b>	Extraction system, designed to capture, transport and separate dry materials such as wood and plastic dust and shavings.	
<b>Connection Ø</b>	180 mm	
<b>Chippings collection volume</b>	68 l	
<b>Version</b>	Without frequency controller, max. negative pressure 2,500 Pa	Suction output regulated with frequency controller, max. negative pressure 2,500 Pa
<b>Consumables</b>	702F251=3 Fine dust filter - 2 pieces, Dimensions WxDxH: 220 x 48 x 640 mm/ 220 x 48 x 870 mm 702F250=4 ATEX dust filter - 25 pieces 702F253=10 Disposable bag for chippings - 10 pieces 702F253=50 Disposable bag for chippings - 50 pieces 702F254=1 Extra-fine filter spare part set	

⦿ Exhaust tubes are available upon request.



- 1
- 2
- 3
- 4
- 5
- 6
- 7
- 8
- 9
- 10
- 11
- 12
- 13
- 14
- 15
- 16
- 17
- 18
- 19

## 701Z80 / 701Z85 Dust collector V80 Compact All-in-One




Article number	701Z80	701Z85
Version	Connecting three socket routers at the same time	Suitable for connecting five socket routers at the same time
Equipment	Suction performance regulated by frequency controller, exhaust nozzle top left, air return via filter system consisting of filter cassette with bag filters, fine filter, ultra-fine filter, motorised cleaning, slide control, controller for automatic start-up of processing machines with potential-free contact, touch screen control, mobile chip collection drum	
Special equipment		Fire extinguishing system
Dimensions WxDxH	1,600 x 855 x 1,980 mm	2.420 x 890 x 2.400 mm
Nominal volume flow	3,000 m³/h	5,700 m³/h
Sound intensity level	59 dB(A)	
Residual dust content	< 0,1 mg/m³	
Electrical connection in V/Hz/kW	3x 400 N/PE / 50 / 3,0	3 x 400 N/PE / 50 / 5,5
Connecting cable	Approx. 5 m connection cable with 5 x 16 A CEE plug and CEE socket 5 x 16 A	
Weight	560 kg	840 kg
Colour	Light grey (RAL 7035)	
To be used for	Extraction system, designed to capture, transport and separate dry materials such as wood and plastic dust and shavings.	
Scope of delivery		fire extinguishing system
Connection Ø	200 mm	250 mm
Chippings collection volume	95 l	118 l
Consumables	702F251=1 Fine dust filter - 1 piece, Dimensions WxDxH: 575 x 575 x 97 mm 702F250=1 ATEX dust filter - 20 pieces 702F252=10 Disposable bag for chippings - 10 pieces 702F252=50 Disposable bag for chippings - 50 pieces 702F254=1 Extra-fine filter spare part set	702F250=3 ATEX dust filter - 25 pieces 702F251=2 Fine dust filter - 1 piece, Dimensions WxDxH: 845 x 595 x 130mm 702F252=10 Disposable bag for chippings - 10 pieces 702F252=50 Disposable bag for chippings - 50 pieces 702F254=2 Extra-fine filter spare part set

➤ Exhaust tubes are available upon request.

## Suction systems for metal dusts

### 701Z700 Metal dust exhaust system

<b>Article number</b>	<b>701Z700</b>
<b>Equipment</b>	Chip container, cleanable filter
<b>Dimensions WxDxH</b>	740 x 610 x 1.150 mm
<b>Nominal volume flow</b>	Max. 800 m <sup>3</sup> /h
<b>Filter surface area</b>	2,4 m <sup>2</sup>
<b>Electrical connection in V/Hz/kW</b>	3 x 400 PE / 50 / 1.1
<b>Connecting cable</b>	5 m connection cable with 4 x 16 A CEE plug
<b>Weight</b>	70 kg
<b>Colour</b>	Grey
<b>To be used for</b>	Extracting metal chips and dust
<b>Connection Ø</b>	150 mm



- ⦿ Exhaust tubes are available upon request.

1

2

3

4

5

6

7

8

9

10

11

12

13

14

15

16

17

18

19

## Suction systems for vapours



### 758Z100 Mobile suction and filtration system with activated charcoal filter

<b>Article number</b>	<b>758Z100</b>
<b>Version</b>	Recirculating air system (vapours are filtered and purified air is returned to the room), operating hour counter to monitor the filter service life, disposal of used filters as commercial waste similar to household garbage
<b>Equipment</b>	2x activated charcoal replacement filter system with 616G123 Activated charcoal, replacement filter system consisting of pre-filter as particle filter, main filter and two adsorption filters, explosion-protected fan, suction arm (range 1.7 m) with suction hood (diameter 200 mm), filter monitor with hours of operation counter and warning indicator, four locking caster wheels, height with suction arm approx. 2.1 m
<b>Dimensions WxDxH</b>	630 x 580 x 900 mm
<b>Volume flow</b>	600 m <sup>3</sup> /h
<b>Electrical connection in V/Hz/kW</b>	3 x 400 N/PE / 50 / 1.5
<b>Connecting cable</b>	7 m power cord with CEE plug 5 x 16 A
<b>Weight</b>	120 kg
<b>To be used for</b>	Filtering all vapours emitted by Ottobock lamination resins
<b>Consumables</b>	616G123 Activated charcoal



760E20=2K



760E20=2K

### 760E20=\* ATEX duct fan

Article number	760E20=1K	760E20=2K	760E20=3K
<b>Version</b>	<b>Explosion-protected fan</b>		
<b>Equipment</b>	Two flexible duct connectors, duct sound suppressor, two adapter fittings, ATEX 5x speed control with motor switch and PTC thermistor, screw joint material for connecting the individual components		
<b>Dimensions WxDxH</b>	1,960 x 640 x 340 mm	1,960 x 740 x 440 mm	2,480 x 740 x 475 mm
<b>Volume flow</b>	<b>1,000 m<sup>3</sup>/h</b>	<b>2,000 m<sup>3</sup>/h</b>	<b>3,500 m<sup>3</sup>/h</b>
<b>Compression of volume</b>	480 Pa	500 Pa	230 Pa
<b>Electrical connection in V/Hz/kW</b>	3 x 400 / 50 / 1,5	3 x 400 / 50 / 2,0	3 x 400 / 50 / 1,35
<b>Connecting cable</b>	Without power cord, electrical connection by customer		
<b>Weight</b>	110 kg	120 kg	130 kg
<b>Connection Ø</b>	200 mm	250 mm	315 mm



### 760E30=1 Duct fan

<b>Article number</b>	<b>760E30=1</b>
<b>Version</b>	<b>Explosion-protected fan</b>
<b>Exhaust nozzle Ø</b>	200 mm
<b>Volume flow</b>	770 m <sup>3</sup> /h
<b>Compression of volume</b>	150 Pa
<b>Electrical connection in V/Hz/kW</b>	1 x 230 N/PE / 50 / 0.2
<b>Connecting cable</b>	15 m cord from fan to on/off switch, 3 m power cord with grounded plug from on/off switch
<b>Weight</b>	4 kg
<b>Scope of delivery</b>	2 pipe clamps 2 threaded rods 4 hexagon nuts 2 mounting plates Screws and dowels

## 760E15=1X230-50/60 Top-mount fan for lamination workstations

<b>Article number</b>	<b>760E15=1X230-50/60</b>
<b>Dimensions WxDxH</b>	765 x 345 x 440 mm
<b>Exhaust nozzle Ø</b>	150 mm
<b>Volume flow</b>	1.200 m³/h
<b>Material</b>	Steel
<b>Electrical connection in V/Hz/kW</b>	1 x 200-240 N/PE / 50-60 / 0.75
<b>Connecting cable</b>	8 m cord from fan to on/off switch, 3 m power cord from on/off switch with CEE plug [2 P+PE, 16 A] and CEE socket [2 P+PE, 16 A]
<b>Colour</b>	Light grey (RAL 7035)
<b>To be used for</b>	758Z111=* Bench-top cabinet 758Z113=* Lamination workstation for decentralised vacuum system 758Z116=* Lamination workstation for central vacuum system
<b>Version</b>	<b>Explosion-protected fan</b>



1

2

3

4

5

6

7

8

9

10

11

12

13

14

15

16

17

18

19

## Suction systems for welding fumes



### 760R1 Welding fume exhaust arm

<b>Article number</b>	<b>760R1</b>
<b>Equipment</b>	Inner aluminium profile construction with three joints, aluminium flange rotatable 360°, DN 160 PVC hose, exhaust hood (polycarbonate), temperature resistant up to 90 °C
<b>Hose Ø</b>	160 mm
<b>Working range</b>	2 m
<b>Weight</b>	11 kg
<b>To be used for</b>	Standard workplaces, work tables, machines



### 760E1 Fan

<b>Article number</b>	<b>760E1</b>
<b>for</b>	760R1 Exhaust arm
<b>Equipment</b>	Without wall bracket
<b>Dimensions WxDxH</b>	457 x 321 x 478 mm
<b>Volume flow</b>	1,500 m³/h
<b>Connection nozzle Ø</b>	160 mm
<b>Electrical connection in V/Hz/kW</b>	3 x 400 PE / 50 / 0.9
<b>Weight</b>	17 kg



### 760B1 Wall bracket

<b>Article number</b>	<b>760B1</b>
<b>Weight</b>	1 kg
<b>To be used for</b>	Directly wall mounting the 760E1 Fan and 760R1 Exhaust arm



## Accessories for suction systems

### 760A41 Suction arm with wall bracket

<b>Article number</b>	<b>760A41</b>
<b>Version</b>	With wall bracket
<b>Equipment</b>	Flexible suction arm with three joints, transparent suction hood, wall bracket with mounting materials
<b>Volume flow</b>	150 m <sup>3</sup> /h
<b>Material</b>	Steel, plastic
<b>Exhaust arm tube Ø</b>	75 mm
<b>Exhaust hood Ø</b>	280 mm
<b>Hinged connections colour</b>	White
<b>Connection Ø</b>	75 mm




### 625S70=\* Electrical box

<b>Article number</b>	<b>625S70=1</b>	<b>625S70=2</b>
<b>For machines</b>	For machines (belt sander, band saw, socket router) without a potential-free contact and with an electrical connection of 3x 400V, which are connected to a dust extractor.	For machines (belt sander, band saw, socket router) without a potential-free contact and with an electrical connection of 1x 230V, which are connected to a dust extractor.
<b>To be used for</b>	The electrical box controls the automatic startup of the dust extractor as well as the slide controller for the pneumatic shut-off valve.	




### 702Y77 Ground hole for dust collection

<b>Article number</b>	<b>702Y77</b>
<b>Dimensions WxDxH</b>	300 x 180 x 195 mm
<b>Material</b>	Steel
<b>Connection nozzle Ø</b>	100 mm
<b>Colour</b>	Light grey (RAL 7035)



### 702Y140=\* / 702Y141=\* Pneumatic gate slide

<b>Article number</b>	<b>702Y140=100</b>	<b>702Y140=125</b>	<b>702Y140=150</b>	<b>702Y141=S100</b>	<b>702Y141=S125</b>	<b>702Y141=S150</b>
<b>Version</b>	<b>Switch not included</b>			<b>Switch included</b>		
<b>Dimensions WxDxH</b>	420/650 x 270 x 150 mm					
<b>Diameter</b>	100 mm	125 mm	150 mm	100 mm	125 mm	150 mm
<b>Material</b>	Galvanised					
<b>Volt</b>	<b>24V DC / 230V AC</b>			<b>24V DC</b>		



### 702Y210=\* Gate slide, manual

<b>Article number</b>	<b>702Y210=100</b>	<b>702Y210=125</b>
<b>Diameter</b>	100 mm	125 mm
<b>To be used for</b>	Locking off a suction connection manually	



1



### 702F2=\* Exhaust hose

Article number	702F2=100	702F2=125
for	Socket routing, grinding and milling machines	
Version	Flame resistant according to DIN 4102-B1, reinforced with firmly embedded steel wire spiral	
Material	Polyurethane	
Ø	100 mm	125 mm
Weight (net)	0.48 kg/m	0.59 kg/m
To be used for	Connecting the machines to central exhaust piping	

• Please indicate the length when ordering.

2

3

4

5

6




### 702F5=\* Hose clip

Article number	702F5=1	702F5=2
Clamping range	110 - 130 mm	90 - 110 mm
Weight	0.06 kg	0.05 kg

7

8



### 702Y180=\* Tube

Order example

Reference number	=	Ø	X	length
702Y180	=	100	X	500

9

10

Reference number	702Y180=*
Diameter	100 mm, 125 mm, 140 mm, 150 mm, 160 mm, 180 mm, 200 mm, 224 mm, 250 mm, 280 mm, 300 mm
Length	500 mm, 1000 mm, 3000 mm

11

12



### 702Y190=\* Segment short arc

Order example

Reference number	=	Ø	x	branch <)
702Y190	=	100	x	45


13

14

Reference number	702Y190=*
Diameter	100 mm, 125 mm, 140 mm, 150 mm, 160 mm, 180 mm, 200 mm, 225 mm, 250 mm, 280 mm, 300 mm
Branch <)	45 °, 90 °

15

16



### 702Y220=\* Connection piece

Order example

Reference number	=	Ø
702Y180	=	100

17

18

Reference number	702Y220=*
Diameter	80 mm, 100 mm, 125 mm, 140 mm, 150 mm, 160 mm, 180 mm, 200 mm, 224 mm, 250 mm, 300 mm
To be used for	Connecting pipes

19

## 702Y250=\* Transition

<b>Article number</b>	<b>702Y250=100X80</b>	<b>702Y250=125X100</b>	<b>702Y250=125X80</b>	<b>702Y250=140X100</b>	<b>702Y250=140X125</b>
<b>Input/output Ø</b>	100/80 mm	125/100 mm	125/80 mm	140/100 mm	140/125 mm

<b>Article number</b>	<b>702Y250=150X100</b>	<b>702Y250=150X125</b>	<b>702Y250=160X100</b>	<b>702Y250=160X140</b>	<b>702Y250=200X180</b>
<b>Input/output Ø</b>	150/100 mm	150/125 mm	160/100 mm	160/140 mm	200/180 mm



## 702Y200=\* Branch connector



<b>Article number</b>	<b>702Y200=125X100X10</b>	<b>702Y200=125X125X10</b>	<b>702Y200=140X100X10</b>	<b>702Y200=140X100X12</b>	<b>702Y200=140X125X12</b>	<b>702Y200=140X140X10</b>	<b>702Y200=140X140X12</b>	<b>702Y200=160X140X10</b>
<b>Version</b>	Branch connector under 45°							
<b>Ø 1</b>	125 mm		140 mm			160 mm		
<b>Ø 2</b>	100 mm	125 mm	100 mm	125 mm		140 mm		
<b>Ø 3</b>	100 mm	100 mm	100 mm	125 mm	125 mm	100 mm	125 mm	100 mm

<b>Article number</b>	<b>702Y200=160X140X12</b>	<b>702Y200=160X150X12</b>	<b>702Y200=160X150X15</b>	<b>702Y200=180X150X15</b>	<b>702Y200=180X160X10</b>	<b>702Y200=180X160X12</b>	<b>702Y200=180X160X15</b>	<b>702Y200=180X160X16</b>
<b>Version</b>	Branch connector under 45°							
<b>Ø 1</b>	160 mm			180 mm				
<b>Ø 2</b>	140 mm	150 mm	160 mm			160 mm		
<b>Ø 3</b>	125 mm	125 mm	150 mm	150 mm	100 mm	125 mm	150 mm	160 mm

<b>Article number</b>	<b>702Y200=200X180X10</b>	<b>702Y200=200X180X12</b>	<b>702Y200=200X180X15</b>	<b>702Y200=200X180X16</b>	<b>702Y200=224X200X10</b>	<b>702Y200=224X200X12</b>	<b>702Y200=224X200X15</b>	<b>702Y200=224X200X16</b>
<b>Version</b>	Branch connector under 45°							
<b>Ø 1</b>	200 mm				224 mm			
<b>Ø 2</b>	180 mm				200 mm			
<b>Ø 3</b>	100 mm	125 mm	150 mm	160 mm	100 mm	125 mm	150 mm	160 mm

<b>Article number</b>	<b>702Y200=250X200X16</b>	<b>702Y200=250X224X10</b>	<b>702Y200=250X224X12</b>	<b>702Y200=250X224X15</b>	<b>702Y200=250X224X16</b>	<b>702Y200=280X250X12</b>	<b>702Y200=300X280X12</b>	
<b>Version</b>	Branch connector under 45°							
<b>Ø 1</b>	250 mm					280 mm	300 mm	
<b>Ø 2</b>	200 mm	224 mm		250 mm			280 mm	
<b>Ø 3</b>	160 mm	100 mm	125 mm	150 mm	160 mm	125 mm	125 mm	

1



### 702Y230=\* Tensing clamp

Order example

**Reference number** = Ø

**702Y230** = 100

<b>Reference number</b>	<b>702Y230=*</b>
<b>Diameter</b>	80 mm, 100 mm, 125 mm, 140 mm, 150 mm, 160 mm, 180 mm, 200 mm, 224 mm, 250 mm, 280 mm, 300 mm

4

5

6

7

8

9

10

11

12

13

14

15

16

17

18

19

	1
	2
	3
	4
	5
	6
	7
	8
	9
	10
	11
	12
	13
	14
	15
	16
	17
	18
	19

- 1
- 2
- 3
- 4
- 5
- 6
- 7
- 8
- 9
- 10
- 11
- 12
- 13
- 14
- 15
- 16
- 17
- 18
- 19




# Vacuum forming devices and high-speed presses

Vacuum forming devices .....	117
Accessories for vacuum forming devices .....	120
High-speed presses .....	121



## Vacuum forming devices



### 755E60=\* Vacuum forming device

Article number	755E60=350	755E60=570
Version	Frame sizes LxW: 570 x 350 mm	Frame sizes LxW: 570 x 570 mm
Equipment	Vacuum connection for external vacuum pump, Softwalk mat, 3 m vacuum hose 13 mm in diameter, separately regulated valve to control the vacuum and ventilation, integrated non-return valve, air filter, large size vacuum hoses for optimum suction performance	
Dimensions WxDxH	360 x 660 x 180 mm	580 x 670 x 180 mm
Weight	18 kg	22 kg
To be used for	Bedding and insole fabrication	Bedding and insole fabrication, AFO processing



### 755E61=\* Vacuum forming device

Article number	755E61=1	755E61=2
Version	Connection to external vacuum pump, e.g. connection to 755E5 vacuum forming device, electrically controlled magnetic valve makes vacuum forming possible independently in the main and auxiliary units	Two-stage piston pump dry-running (oil and maintenance-free), 6m³/h, 200mbar, automatic vacuum control
Equipment	Frame size LxW: 570 x 350 mm, gas compression spring supported, adjustable frame tension, Softwalk mat, filter with water trap, automatic vacuum control	
Dimensions WxDxH	360 x 650 x 250 mm	
Electrical connection in V/Hz/kW	1 x 230 N/PE / 50-60 / 0.1	1 x 230 N/PE / 50-60 / 0.4
Connecting cable	1.5 m connection cable with two pin earthed plug	
Weight	21 kg	30 kg



### 755E2 Vacuum forming device for thermoplastics and leather

Article number	755E2
Equipment	With integrated, maintenance-free vacuum pump, automatic vacuum via pressure controller (min. 0.4 bar, max. 0.8 bar)
Dimensions WxDxH	960 x 1,050 x 1,070 mm
Workspace WxD	685 x 850 mm
Electrical connection in V/Hz/kW	3 x 400 N/PE / 50 / 0.8
Weight (net)	180 kg
Connecting cable	3 m with 5 x 16 A CEE plug and 5 x 16 A CEE socket
Colour	Light grey (RAL 7035)
Oil-free vacuum pump	25 m³/h
To be used for	Orthoses, spinal orthoses, seat shells



## 755E5 Vacuum forming device for orthopaedic shoe technology

<b>Article number</b>	<b>755E5</b>
<b>Equipment</b>	Bench model, UNI-LOCK central tensioning system, vertical frame guide, automatic vacuum, electronically time-controlled nine-row quartz panel heating, halogen spotlight illuminates workstation, grate can be pulled out and swivels upwards, integrated 10 m <sup>3</sup> /h vacuum pump (oil-free) with fully integrated COOL-TEC cooling system
<b>Dimensions WxDxH</b>	750 x 590 x 1,050 mm
<b>Workspace WxD</b>	600 x 450 mm
<b>Electrical connection in V/Hz/kW</b>	3 x 400 N/PE / 50 / 5.9
<b>Connecting cable</b>	3 m with 5 x 16 A CEE plug and 5 x 16 A CEE socket
<b>Air consumption</b>	200 l/min
<b>Operating pressure</b>	4 - 8 bar
<b>Weight</b>	150 kg
<b>Colour</b>	Dusty grey (RAL 7037), Light grey (RAL 7035)
<b>heater</b>	5,400 W
<b>Oil-free vacuum pump</b>	10 m <sup>3</sup> /h

- ▣ Three-way heating selection switch can be supplied optionally.  
 An external compressed air supply is required for the COOL-TEC cooling system.



- 1
- 2
- 3
- 4
- 5
- 6
- 7
- 8
- 9
- 10
- 11
- 12
- 13
- 14
- 15
- 16
- 17
- 18
- 19

1  
2  
3  
4  
5  
6  
7  
8  
9  
10  
11  
12  
13  
14  
15  
16  
17  
18  
19

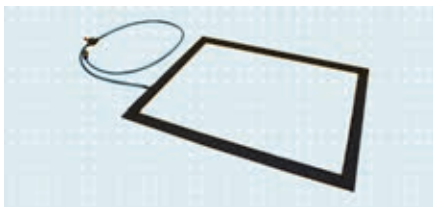


## 755E62 Vacuum forming device

<b>Article number</b>	<b>755E62</b>
<b>Equipment</b>	<p><b>Heater:</b> 7800 W, 12 infrared quartz radiators with individual reflectors, 2-zone control</p> <p><b>Automatic heating:</b> Panel heating is electronically time-controlled and shuts off again after the time is reached. Heating time set using coding switch, LED display / remaining time display 30-199 sec.</p> <p><b>Vacuum system:</b> 2 units: 0.45 kW, 12 m³/h, dual-stage, oil-free, maintenance-free</p> <p><b>Dust filter:</b> 2 x large-size cartridge filters</p> <p><b>Frame size:</b> 870 x 660 mm, vertical motion, work surface raised to material level, optional reducer frame 600 x 450 mm for trial shoe fabrication (article number 755Y82)</p> <p><b>Frame guide:</b> 16 ball bearings in galvanised steel profiles</p> <p><b>Frame locking:</b> Central locking right</p> <p><b>UNILOCK locking:</b> Single-lever material clamping system without quick-release clamp – UNILOCK clamps sheet materials or milling mats from 0.1 to 12.0 mm without adjustment.</p> <p><b>Workstation lighting:</b> Halogen lamp - 12V / 2 x 35W</p> <p><b>Automatic vacuum control:</b> When the device is powered up, the pump switches on automatically and turns off again when the nominal negative pressure is reached. The constant vacuum in the system is monitored automatically.</p> <p><b>External vacuum connection:</b> Standard, DIN coupling. Remote control by external devices.</p> <p><b>COOL-TEC cooling system:</b> Integrated cooling system for cooling vacuum formed thermoplastics with adjustable special air nozzles. Compressed air is supplied externally, internal reduction to 1.5 bar.</p>
<b>Dimensions WxDxH</b>	1,140 x 860 x 1,880 mm
<b>Electrical connection in V/Hz/kW</b>	3 x 400 N/PE / 50 / 8.3
<b>Connecting cable</b>	3.5 m power cord with CEE plug 5 x 16 A and CEE socket 5 x 16 A
<b>Air consumption</b>	200 l/min
<b>Operating pressure</b>	4 - 8 bar
<b>Colour</b>	Light grey (RAL 7035)
<b>To be used for</b>	Bedding fabrication, conventional insole production, fabrication of trial shoes, processing fibre composites

☉ An external compressed air supply is required for the cooling system.

## Accessories for vacuum forming devices



### 755Y78 Vacuum frame

<b>Article number</b>	<b>755Y78</b>
<b>Equipment</b>	Connecting hose, valve, frame insulation for application
<b>Dimensions WxDxH</b>	595 x 435 x 5 mm
<b>For machines</b>	755E5 Vacuum forming device for orthopaedic shoe technology
<b>To be used for</b>	Processing Easypreg materials


## 755Y75=2 / 755Y76=1 / 755Y11 / 755Y11=2 Milling mat



Article number	755Y75=2	755Y76=1	755Y11	755Y11=2
<b>Dimensions WxDxH</b>	700 x 400 x 2 mm	700 x 700 x 2 mm	850 x 680 x 1,5 mm	650 x 450 x 1,5 mm
<b>For machines</b>	755E60=350 Vacuum forming device and 755E61=1 Vacuum forming device	755E60=570 Vacuum forming device and 755E61=2 Vacuum forming device	755E2 Vacuum forming device for thermoplastics and leather	755E5 Vacuum forming device for orthopaedic shoe technology
<b>Colour</b>	Grey, Black			

## 755Y77 / 755Y79=1 Silicone milling mat

Article number	755Y77	755Y79=1
<b>Version</b>	Heat-resistant	
<b>Dimensions WxDxH</b>	600 x 450 x 2 mm	890 x 710 x 2 mm
<b>Material</b>	Silicone	
<b>For machines</b>	755E5 Vacuum forming device for orthopaedic shoe technology	755E2 Vacuum forming device for thermoplastics and leather
<b>Colour</b>	transparent	Red
<b>To be used for</b>	Vacuum forming Easypreg materials	



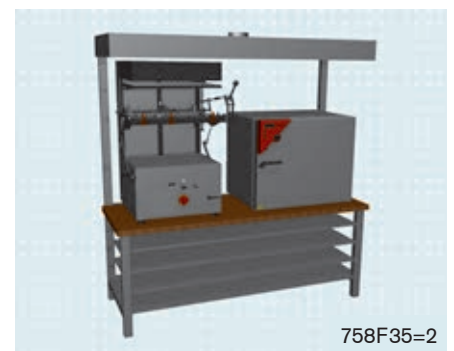
## 758F32 Cabinet for 755E5 vacuum forming device

Article number	758F32
<b>Equipment</b>	2x shelves, storage shelf to fit 701E51=32 Convection oven, 4x locking caster wheels
<b>Dimensions WxDxH</b>	630 x 575 x 780 mm
<b>Material</b>	Steel, multiplex worktop
<b>For machines</b>	Suitable for 755E5 Vacuum forming device for orthopaedic shoe technology
<b>Weight</b>	45 kg
<b>Colour</b>	Light grey (RAL 7035)



## 758F35=\* Cabinet with vapour and heat extraction

Article number	758F35=1.5	758F35=2
<b>Equipment</b>	Steel base frame, multiplex worktop, suction port for connection to a central suction system, four shelves	
<b>Dimensions WxDxH</b>	1,500 x 750 x 2,200 mm	2,000 x 750 x 2,200 mm
<b>Exhaust nozzle Ø</b>	125 mm	
<b>Volume flow</b>	Recommended 250 m³/h	
<b>Material</b>	Steel, wood	
<b>Weight</b>	177.3 kg	220 kg
<b>Colour</b>	Light grey (RAL 7035)	
<b>To be used for</b>	Cabinet suitable for parallel installation of 755E5 Vacuum forming device and 701E90 Oven	



758F35=2

## High-speed presses



### 701L501 / 701L500 Orthopaedic press

Article number	701L501	701L500
<b>Equipment</b>	2x orthopaedic press station, durable clamping system, cabinet with three shelves, black button for continuous or incremental compressed air supply, red button to reduce compressed air, four pressure gauges, quick-change system for forming cushion, connection for external compressor	1x orthopaedic press station, durable clamping system, black button for continuous or incremental compressed air supply, red button to reduce compressed air, 2x pressure gauges, quick-change system for forming cushion, connection for external compressor
<b>Dimensions WxDxH</b>	550 x 650 x 2,000 mm	250 x 500 x 1,200 mm
<b>Material</b>	Steel	
<b>Accent colour</b>	Light grey (RAL 7035)	
<b>Operating pressure</b>	8 bar	
<b>Weight</b>	115 kg	45 kg
<b>Colour</b>	Light grey (RAL 7035)	
<b>To be used for</b>	Leg lasts up to 450 mm in height	
<b>Scope of delivery</b>	1x 702L181 full cushion, flat, 1x 702L182 milling cushion, half-height, without compressor	Without cushion, without compressor
<b>Notes</b>	Your choice of accent colour upon request. Upon request, we can supply the press with an integrated compressor.	The following options are available upon request: - Your choice of accent colour - Press for leg lasts up to 600 mm - Press with integrated compressor
<b>Consumables</b>	702L181 Full cushion, flat 702L182 Milling cushion, half-height	



### 701R20=45C Master 45C Press

Article number	701R20=45C
<b>Equipment</b>	Quick-change system for press cushions, fluid-filled press cushions, six pairs of press plates, compressor in lower cabinet, manometer
<b>Dimensions WxDxH</b>	450 x 645 x 1,910 mm
<b>Colour</b>	White aluminium (RAL 9006)
<b>Accent colour</b>	Black grey (RAL 7021)
<b>Electrical connection in V/Hz/kW</b>	1 x 230 N/PE / 50 / 0.75
<b>Weight (net)</b>	135 kg
<b>Connecting cable</b>	3 m connection cable with two pin earthed plug
<b>To be used for</b>	Repairing soles and heels

---

	1
	2
	3
	4
	5
	6
	7
	8
	9
	10
	11
	12
	13
	14
	15
	16
	17
	18
	19

- 1
- 2
- 3
- 4
- 5
- 6
- 7
- 8
- 9
- 10
- 11
- 12
- 13
- 14
- 15
- 16
- 17
- 18
- 19



# Vacuum pumps


Mobile vacuum pumps .....	125
Stationary vacuum pumps .....	127
Accessories for vacuum pumps .....	128



## Mobile vacuum pumps



755Z20=2



755Z39=1

755Z39=2



### 755E600=220 Vacuum machine

<b>Article number</b>	<b>755E600=220</b>
<b>Equipment</b>	Two separately controllable vacuum circuits with 6 pc. vacuum outlets, 3 pc. ball valves for regulating the vacuum, 6 pc. external filters, 2 pc. external water tanks, water tank also serves as vacuum tank, touchscreen incl. timer with alarm function and warning signal when water tank is full, incl. 755Z44 protective film for touchscreen
<b>Dimensions WxDxH</b>	430 x 390 x 210 mm
<b>Pressure, adjustable</b>	220 mbar (=78 %)
<b>Suction power</b>	<b>25 l/min</b> <b>1.5 m<sup>3</sup>/h</b>
<b>Electrical connection in V/Hz/kW</b>	1 x 230 N/PE / 50 / 0,11
<b>Connecting cable</b>	2 m connection cable with two pin earthed plug
<b>Weight</b>	15 kg
<b>Colour</b>	Signal white (RAL 9003)
<b>To be used for</b>	For fabricating thin-walled resin laminates, for thermoplastic forming of synthetic materials
<b>Connection Ø</b>	6 mm
<b>Consumables</b>	755Z44 protective film for touchscreen 755Z20=2 Filter 616R2=10X2 PVC suction hose
<b>Spare parts</b>	755Z39=1 Single-use filter incl. Coupling - 1 pc. 755Z20=2 filter, 1 pc. Ø 6 mm connecting tube between filter and coupling, 1 pc. quick coupling, <b>without ball valve</b> 755Z39=2 Single-use filter incl. Coupling - 1 pc. 755Z20=2 filter, 1 pc. Ø 6 mm connecting tube between filter and coupling, 1 pc. quick coupling, <b>with ball valve</b>
<b>Optional accessories</b>	616R2=10X2 Vacuum hose (inner Ø 6 mm, please indicate the required length in metres when ordering)

### 755E70=2 Vacuum pump without tank

<b>Article number</b>	<b>755E70=2</b>
<b>Equipment</b>	Water trap, filter, vacuum meter, vacuum extraction via ball valve
<b>Dimensions WxDxH</b>	400 x 285 x 210 mm
<b>Material</b>	Steel
<b>Sound intensity level</b>	60 dB(A)
<b>Suction power</b>	<b>200 l/min</b> <b>12 m<sup>3</sup>/h</b>
<b>End pressure</b>	50 mbar
<b>Electrical connection in V/Hz/kW</b>	1 x 230 N/PE / 50-60 / 0.5
<b>Connecting cable</b>	2 m connection cable with two pin earthed plug
<b>Hose connection output Ø</b>	13 mm
<b>Weight</b>	24 kg
<b>Colour</b>	Light grey (RAL 7035)
<b>Optional accessories</b>	- 616R25=3 Vacuum hose (inner Ø 13 mm, with wire spiral, length 3 m) - 616R25=10 Vacuum hose (inner Ø 13 mm, with wire spiral, length 10 m) - 633X96=1 Vacuum pump oil (contents 1 litre)



## 755E80=\* Mobile vacuum pump with tank

Article number	755E80=1	755E80=2
Equipment	25-litre tank, trolley with handle, filter, vacuum meter, water trap, fill level indicator, 2 m 616R6 vacuum hose	
Dimensions WxDxH	526 x 437 x 830 mm	595 x 520 x 831 mm
Sound intensity level	66 dB(A)	
Suction power	<b>416 l/min</b> <b>25 m<sup>3</sup>/h</b>	<b>667 l/min</b> <b>40 m<sup>3</sup>/h</b>
End pressure	5 mbar	
Tank volume	25 l	
Electrical connection in V/Hz/kW	3 x 400 N/PE / 50-60 / 0.75	3 x 400 N/PE / 50-60 / 1.1
Connecting cable	5 m power cord with CEE plug 5 x 16 A and CEE socket 5 x 16 A	
Hose connection output Ø	25 mm	
Weight	65 kg	71 kg
Colour	Light grey (RAL 7035)	
To be used for	Vacuum supply for processing thermoplastic materials	
Tube connection	1" G	
Optional accessories	633X96=2 Oil for vacuum pump (contents: 1 litre) 616R6 Vacuum hose (inner Ø 25 mm, please indicate the required length in metres when ordering)	



1

2

3

4

5

6

7

8

9

10

11

12

13

14

15

16

17

18

19

## Stationary vacuum pumps



### 755E100 / 755E110 Stationary vacuum pump with tank

Article number	755E100	755E110
Equipment	Recirculating oil lubrication system, oil mist separator, air cooling, filter, 100-litre tank, automatic on/off linked to nominal vacuum	
Dimensions WxDxH	1,260 x 493 x 985 mm	1,260 x 420 x 985 mm
Material	Steel	
Sound intensity level	66 dB(A)	68 dB(A)
Suction power	<b>667 l/min</b> <b>40 m³/h</b>	<b>1,750 l/min</b> <b>105 m³/h</b>
End pressure	10 mbar	
Tank volume	100 l	
Electrical connection in V/Hz/kW	3 x 400 N/PE / 50 / 1.1	3 x 400 N/PE / 50 / 2.2
Connecting cable	3 m power cord with CEE plug 5 x 16 A and CEE socket 5 x 16 A	
Weight	109 kg	137 kg
Colour	Blue, Grey	
To be used for	Central vacuum supply	
Tube connection	1½" G	
Optional accessories	633X96=2 Oil for vacuum pump (contents: 1 litre)	- 633X53=1 Oil for vacuum pump (contents: 1 litre) - 633X53=5 Oil for vacuum pump (contents: 5 litres) - 633X96=3 Oil for vacuum pump (contents: 5 litres)

## Accessories for vacuum pumps

### 755H2 Vacuum regulation unit

<b>Article number</b>	<b>755H2</b>
<b>Equipment</b>	Connection to central vacuum pump, two regulator valves permit independent adjustment of two different vacuum levels, display via vacuum meter, 3 m vacuum hose (diameter 13 mm), 2x 0.5 m vacuum hose (diameter 6 mm), 2x ball valve
<b>Dimensions WxDxH</b>	220 x 82 x 125 mm
<b>Hose connection input Ø</b>	13 mm
<b>Hose connection output Ø</b>	6 mm
<b>Weight</b>	2.25 kg
<b>Colour</b>	Light grey (RAL 7035)



### 616R2=10X2 / 616R25=3 / 616R25=10 / 616R6 Vacuum hose



Article number	616R2=10X2	616R25=3	616R25=10	616R6
<b>Equipment</b>				with wire spiral
<b>Length</b>		3,000 mm	10,000 mm	
<b>Inner Ø</b>	6 mm	13 mm		25 mm
<b>Weight</b>	0.06 kg/m	0.75 kg	2.5 kg	0.52 kg
<b>Notes</b>	Please indicate the required length in metres when ordering.			Please indicate the required length in metres when ordering.

### 755Y8=\* Screw clamps

Article number	755Y8=6	755Y8=9
<b>Version</b>	Galvanised, glossy	
<b>Equipment</b>	With slotted screw	
<b>For hose</b>	616R7=6	616R7=9
<b>Clamp width</b>	11 to 16 mm	12 to 20 mm
<b>Weight</b>	0.1 kg	0.150 kg



- 1
- 2
- 3
- 4
- 5
- 6
- 7
- 8
- 9
- 10
- 11
- 12
- 13
- 14
- 15
- 16
- 17
- 18
- 19



# Compressors

Mobile compressors .....	131
Stationary compressors .....	132
Accessories for compressors .....	133

1

2

3

4

5

6

7

8

9

10

11

12

13

14

15

16

17

18

19

## Mobile compressors



### 755K5 Compressor

<b>Article number</b>	<b>755K5</b>
<b>Version</b>	Compressor, small
<b>Dimensions WxDxH</b>	380 x 380 x 480 mm
<b>Sound intensity level</b>	45 dB(A)
<b>Intake capability</b>	50 l/min
<b>Pressure tank volume</b>	15 l
<b>Electrical connection in V/Hz/kW</b>	1 x 230 N/PE / 50 / 0.34
<b>Connecting cable</b>	1.5 m connection cable with two pin earthed plug
<b>Operating pressure</b>	8 bar
<b>Weight</b>	26 kg
<b>Colour</b>	Grey



### 755K1 Compressor

<b>Article number</b>	<b>755K1</b>
<b>Version</b>	Compressor, mobile
<b>Equipment</b>	Piston compressor with one cylinder, fully automatic operation via pressure regulator, with neutral safety starter switch, motor circuit breaker, on/off switch, intake filter with noise suppressor, pressure gauge, filter pressure reducer with automatic hose coupling shut-off with plug-in nozzle, Ø 6 mm, safety and back flow valve, reservoir drain valve, wheels, push bar, carrying handle
<b>Dimensions WxDxH</b>	410 x 970 x 770 mm
<b>Sound intensity level</b>	79 dB(A)
<b>Intake capability</b>	350 l/min
<b>Effective delivery volume</b>	at 6 bar operating pressure: 230 l/min
<b>Hose Ø</b>	6 mm
<b>Pressure tank volume</b>	40 l
<b>Electrical connection in V/Hz/kW</b>	1 x 230 N/PE / 50 / 1.9
<b>Connecting cable</b>	3 m with two-pin earthed plug
<b>Weight</b>	63 kg
<b>Colour</b>	Yellow
<b>Max. operating overpressure</b>	10 bar
<b>Consumables</b>	633X11=1 Compressor oil, 0,5 l

- ⓘ Compressor has been type-examination tested, TÜV-approval at the installation location not required.

## Stationary compressors

### 755K2 / 755K3 / 755K6 Compressor



Article number	755K2	755K3	755K6
<b>Version</b>	Compressor, stationary	Compressor, stationary, with noise insulation	Compressor with soundproofing
<b>Equipment</b>	Single-stage compressor with two cylinders, fully automatic operation via pressure regulator, with neutral safety starter switch and motor circuit breaker, on/off switch, intake filter with noise suppressor, vibration insulation of compressor/motor and pressure tank via rubber-bonded metal elements, pressure tank officially approved with certificate, safety and back flow valve, pressure gauge, TÜV test connection, self-adjusting hose coupling with plug-in nozzle (Ø 6 mm), condensate drain		Vibration-isolated, soundproofing, refrigerant type dryer, double-walled polyethylene hood, electronic control and monitoring system
<b>Dimensions WxDxH</b>	350 x 1,100 x 850 mm	470 x 1,190 x 1,100 mm	620 x 980 x 1,480 mm
<b>Sound intensity level</b>	77 dB(A)	67 dB(A)	
<b>Colour</b>			black, yellow
<b>Intake capability</b>	440 l/min		600 l/min
<b>Effective delivery volume</b>	At 6 bar operating pressure: 300 l/min		600 l/min
<b>Hose Ø</b>	6 mm		19 mm
<b>Pressure tank volume</b>	90 l		215 l
<b>Electrical connection in V/Hz/kW</b>	3x 400 PE / 50 / 2.4		3 x 400 N/PE / 50/ 4.0
<b>Connecting cable</b>	3 m with 5 x 16 A CEE plug and 5 x 16 A CEE socket	3 m with 5 x 16 A CEE plug and 5 x 16 A CEE socket	5 m power cord with CEE plug 5 x 16 A and CEE socket 5 x 16 A
<b>Weight</b>	90 kg	145 kg	290 kg
<b>Colour</b>	Orange,		
<b>Max. operating overpressure</b>	10 bar		8 bar
<b>Consumables</b>	633X11=2 Compressor oil, 1 l		JAM-53.08.0205.0 Compressor oil, 4 l

◉ 755K2/755K3 compressors have been type-examination tested, TÜV-approval at the installation location not required.

## Accessories for compressors



### 755Y5=\* Filter pressure regulator

Article number	755Y5=1/4"	755Y5=3/8"	755Y5=1/2"
<b>Equipment</b>	Pressure gauge, transparent plastic container		
<b>Material</b>	Brass		
<b>Thread</b>	1/4" inner	3/8" inner	1/2" inner
<b>Weight</b>	0.45 kg	0.9 kg	1.650 kg
<b>To be used for</b>	To remove oil and water from the air		
<b>Optional accessories</b>	755X99=2 Mounting plate, mounting screws, wall anchors		



### 755Y7=\* Service unit

Article number	755Y7=1/4"	755Y7=3/8"	755Y7=1/2"
<b>Equipment</b>	Filter pressure reducer with pressure gauge, transparent plastic container, oil mister		
<b>Material</b>	Brass		
<b>Thread</b>	1/4" inner	3/8" inner	1/2" inner
<b>Weight</b>	1.350 kg	1.4 kg	2.3 kg
<b>To be used for</b>	To remove oil and water from the air		
<b>Consumables</b>	633X44 Special oil, for daily lubrication of compressed air tools, 1 l		
<b>Optional accessories</b>	755X99=1 Mounting plate, mounting screws, wall anchors		



### 755Y17=\* Spiral air pressure hose

Article number	755Y17=2.5	755Y17=5
<b>Equipment</b>	Connection fittings mounted on both sides, anti-kinking protection	
<b>Material</b>	Polyamide	
<b>Working length</b>	2.5 m	5 m
<b>Inner Ø</b>	6 mm	
<b>Outside diameter</b>	8 mm	
<b>External connection thread</b>	R1/4"	
<b>Weight</b>	0.21 kg	0.4 kg
<b>To be used for</b>	Permissible pressure up to 12 bar	

- Should only be used in connection with 755Y1=1/4"i Quick-action coupling and 755Y4=1/4"i Plug-in nipple



## 616R7=\* PVC fabric hose


Article number	616R7=6	616R7=9
Equipment	With fabric lining	
Inner Ø	6 mm	9 mm
Hose wall thickness	3 mm	
Weight	0.1 kg	0.15 kg
To be used for	For operating pressure up to 15 bar	

• Please indicate the length in metres when ordering.




## 755Y1=\* Quick-action coupling with threaded connection

Article number	755Y1=1/2"A	755Y1=3/8"A	755Y1=1/4"l	755Y1=3/8"l
Version	Resistant to oil, gasoline and temperatures up to 120 °C			
Material	Brass			
Exterior thread	1/2"	3/8"	-	-
Interior thread	-	-	1/4"	3/8"
Weight	0.110 kg	-	0.100 kg	-
To be used for	For pressure from 1 to 25 bar			



## 755Y2=\* Quick-action coupling with hose connection

Article number	755Y2=6	755Y2=9
Version	Resistant to oil, gasoline and temperatures up to 120 °C	
Material	Brass	
For hose Ø	6 mm	9 mm
Weight	0.120 kg	
To be used for	Hose connection, for pressure from 1 to 25 bar	




## 755Y3=\* Plug-in nozzle

Article number	755Y3=6	755Y3=9
Material	Brass	
For hose Ø	6 mm	9 mm
Weight	0.015 kg	0.020 kg
To be used for	Hose connector	



## 755Y4=\* Plug-in nipple

Article number	755Y4=1/4"A	755Y4=3/8"A	755Y4=1/4"l	755Y4=3/8"l
Material	Brass			
Exterior thread	1/4" a	3/8"	-	-
Interior thread	-	-	1/4"	3/8"
Weight	0.110 kg			
To be used for	Threaded connection			



1



### 755Y15=\* Branch connector

Article number	755Y15=2	755Y15=3
Version	Resistant to oil, gasoline and temperatures up to 120 °C	
Material	Brass	
Thread	Exterior R3/8"	
Branches	2	3
Weight	0.320 kg	0.485 kg
To be used for	Pressure from 1 to 25 bar	

4

5



### 755Y16=\* Screw-in and hose nozzle

Article number	755Y16=3/8"X6	755Y16=1/2"X6	755Y16=3/8"X9	755Y16=1/2"X9	755Y16=1"X25
Material	Brass				
Thread size	R3/8"	R1/2"	R3/8"	R1/2"	R1"
Weight	0.026 kg	0.041 kg	0.032 kg	0.045 kg	0.060 kg
To be used for	6 mm hose connector		9 mm hose connector		25 mm hose connector

6

7

8



### 755Y28=1/2X3/8 Reducing nipple

Article number	755Y28=1/2X3/8
Material	Brass
Exterior thread	R1/2"
Reduced thread	3/8"
Weight	0.040 kg

9

10

11



### 755Y8=\* Screw clamps

Article number	755Y8=6	755Y8=9
Version	Galvanised, glossy	
Equipment	With slotted screw	
For hose	616R7=6	616R7=9
Clamp width	11 to 16 mm	12 to 20 mm
Weight	0.1 kg	0.150 kg

12

13

14

15

16

17

18

19

	1
	2
	3
	4
	5
	6
	7
	8
	9
	10
	11
	12
	13
	14
	15
	16
	17
	18
	19

- 1
- 2
- 3
- 4
- 5
- 6
- 7
- 8
- 9
- 10
- 11
- 12
- 13
- 14
- 15
- 16
- 17
- 18
- 19



# Pneumatic devices

Compressed-air chipping hammer .....	139
Compressed air plaster saw .....	139
Pneumatic hand drill .....	140
Compressed air agitator .....	140
Compressed-air stapler .....	141
Paint spray gun .....	141
Blow gun .....	141
Tyre inflation measurement device .....	142
Coating set .....	142
Plaster drying with compressed air .....	142
Accessories .....	144

1

2

3

4

5

6

7

8

9

10

11

12

13

14

15

16

17

18

19

## Compressed-air chipping hammer



### 756E4 Compressed-air chipping hammer

<b>Article number</b>	<b>756E4</b>
<b>Equipment</b>	Plastic case with 175 mm long pointed chisel, 175 mm long flat chisel, 175 mm long chisel for separating sheet metal, 175 mm long chisel for cutting sheet metal, 175 mm long chisel for chipping off bolts, tool lubricant
<b>Sound intensity level</b>	96,7 dB(A)
<b>Frequency</b>	3,000 min <sup>-1</sup>
<b>chisel travel</b>	65 mm
<b>Tool attachment</b>	(hexagonal) 10 mm
<b>Hose connector</b>	plug-in nipple
<b>Air consumption</b>	240 l/min
<b>Nominal air pressure</b>	Max. 7 bar
<b>Weight</b>	1.5 kg
<b>Consumables</b>	756Y9=175 Chisel – Length x Width: 180 x 50 mm 756Y9=250 Chisel – Length x Width: 250 x 20 mm

ⓘ Should only be used with 755Y7 Service unit (pages 134, 144).

## Compressed air plaster saw



### 756D2 Compressed-air plaster saw

<b>Article number</b>	<b>756D2</b>
<b>Equipment</b>	1x exhaust hose, 1x steel circular saw blade, PTFE-coated, 1x depth stop, 1x Allen key, 1x open-end spanner
<b>Sound intensity level</b>	78 ± 2 dB(A)
<b>Motor power</b>	At 6 bar operating pressure: 0.29 kW
<b>Oscillating frequency</b>	20,000 min <sup>-1</sup>
<b>Hose connector</b>	plug-in nipple
<b>Air consumption</b>	At 6 bar operating pressure: 570 l/min
<b>Weight</b>	0.74 kg
<b>Consumables</b>	756Y1=45 Circular saw blade – Ø 45 mm 756Y1=65 Circular saw blade – Ø 65 mm 756Y1=80 Circular saw blade – 80 mm 756Y23 Segment saw blade – 60 mm 756Y27 Diamond saw blade – Ø 63,5 mm

ⓘ Should only be used with 755Y7 Service unit (pages 134, 144).

## Pneumatic hand drill

### 756D1 Pneumatic hand drill

<b>Article number</b>	<b>756D1</b>
<b>Equipment</b>	Quick-action chuck, R 1/4" plug-in nipple
<b>Speed</b>	2,200 min <sup>-1</sup>
<b>Sound intensity level</b>	81.2 dB(A)
<b>Drill chuck clamping range</b>	1 - 10 mm
<b>Motor power</b>	0.5 kW
<b>Hose connector</b>	Plug-in nipple, 1/4" interior thread
<b>Air consumption</b>	470 - 520 l/min
<b>Operating pressure</b>	6.3 bar
<b>Weight</b>	0.9 kg

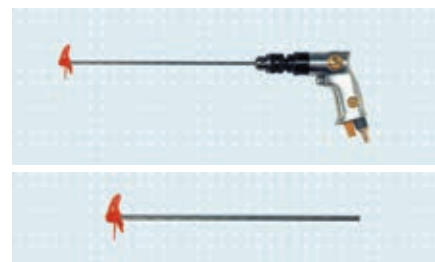


⦿ Only for use with 755Y7=\* Service unit (pages 134, 144).

## Compressed air agitator


### 756D3 Compressed air agitator

<b>Article number</b>	<b>756D3</b>
<b>Equipment</b>	Quick-action chuck, R 1/4" plug-in nipple
<b>Speed</b>	2,200 min <sup>-1</sup>
<b>Sound intensity level</b>	81.2 dB(A)
<b>Drill chuck clamping range</b>	1 - 10 mm
<b>Motor power</b>	0.5 kW
<b>Hose connector</b>	Plug-in nipple, 1/4" interior thread
<b>Air consumption</b>	470 - 520 l/min
<b>Operating pressure</b>	6.3 bar
<b>Weight</b>	1.39 kg
<b>To be used for</b>	For agitating coating materials
<b>Consumables</b>	746A8 Stirrer



⦿ Only for use with 755Y7=\* Service unit (pages 134, 144).

## Compressed-air stapler



### 756E50=\* Compressed-air stapler

Article number	756E50=1	756E50=2
Version	For staples from 6 to 14 mm high with a spine width of 9 mm	For staples from 6 to 14 mm high with a spine width of 12.5 mm
Dimensions WxDxH	225 x 40 x 155	
Operating pressure	4 - 8.4 bar	
Air requirement	0.5 l per stroke l/min	
Weight	0.95 kg	
Consumables	756Y500=9x12 Staples – Height 12 mm, 10.000 pieces 756Y500=9x14 Staples – Height 14 mm, 10.000 pieces	756Y500=12.5x12 Staples – Height 12 mm, 10.000 pieces 756Y500=12.5x14 Staples – Height 14 mm, 10.000 pieces

ⓘ Only for use with 755Y7=\* service unit (pages 134, 144).

## Paint spray gun



### 746A3 Paint spray gun

Article number	746A3
Equipment	Plastic gravity flow cup (contents: 0.6 l), locking screw cap, nozzle can be set to round jet or wide jet, plug-in nipple for quick-action coupling
Nozzle Ø	1.5 mm
Air consumption	200 – 300 l/min
Operating pressure	2 – 3 bar
Weight	0.77 kg

## Blow gun



### 755Y100=\* Blow gun

Article number	755Y100	755Y100=1
Version	Especially convenient design, controlling the air pressure with handle	
Material	Plastic, brass	
Connection		plug-in nipple
Hose connector	1/4" interior thread	
Operating pressure	Max. 16 bar	
Weight	0.12 kg	0.23 kg
Colour	Blue	
Air flow rate	500 l/min	



## Tyre inflation measurement device

### 755Y9 Tyre inflation measurement device

<b>Article number</b>	<b>755Y9</b>
<b>Equipment</b>	Automobile lever plug-in nipple and filling nipple for wheelchairs, pressure gauge with rubber protection, plug-in nipple for quick-action coupling
<b>Material</b>	Aluminium
<b>Weight</b>	1 kg



## Coating set

### 746B20 Coating set

<b>Article number</b>	<b>746B20</b>
<b>Equipment</b>	Spray gun, 746A9 Suspended pressure tank, 642B17 PE round bottle, 642Y17 Screw cap, pressure reducer
<b>To be used for</b>	For connection to a central pressure reducer (page 143), for use in combination with 758Z60=* Paint spray booth



- We recommend our practical spray booth with accessories for using the 746B20 Coating set (page 63).

## Plaster drying with compressed air

### 756G9 / 756Y90 Plaster drying with compressed air

Article number	756G9	756Y90
<b>Version</b>	<b>Plaster compressed air starter kit</b>	<b>Plaster compressed air consumables kit</b>
<b>To be used for</b>	For drying plaster (porous plaster, alabaster plaster). Compressed air presses most of the excess water out of the plaster without damaging the plaster model. The drying time can be reduced considerably as a result.	
<b>Scope of delivery</b>	756Y91=1 plaster lamination adapter, 5 pcs 756Y91=2 hose, porous, 5 m 756Y91=3 plugs for porous hose, 5 pcs Compressed air kit consisting of compressed air hose with quick couplings and ball valve to regulate compressed air, 1 pc	756Y91=1 plaster lamination adapter, 5 pcs 756Y91=2 hose, porous, 5 m 756Y91=3 plugs for porous hose, 5 pcs
<b>Version</b>	Adapter, temperature-resistant to 130°C, for using the plaster model to process prepreg materials	



756G9



756Y90

## Accessories

### 755Y550=1/2 Combined service unit

<b>Article number</b>	<b>755Y550=1/2</b>
<b>for</b>	756D3 Compressed air agitator, 746B20 Coating set
<b>Equipment</b>	Filter pressure reducer with pressure gauge and oil mister, 3 m long air supply line, 5 m long air supply line, mounting plate, 633X44 Special oil
<b>Dimensions of base plate</b>	280 x 300 mm
<b>To be used for</b>	To accept oiled compressed air for 756D3 Compressed air agitator and unooled air for the 746B20 Coating set
<b>Consumables</b>	633X44 Special oil



1



### 755Y5=\* Filter pressure regulator

Article number	755Y5=1/4"	755Y5=3/8"	755Y5=1/2"
<b>Equipment</b>	Pressure gauge, transparent plastic container		
<b>Material</b>	Brass		
<b>Thread</b>	1/4" inner	3/8" inner	1/2" inner
<b>Weight</b>	0.45 kg	0.9 kg	1.650 kg
<b>To be used for</b>	To remove oil and water from the air		
<b>Optional accessories</b>	755X99=2 Mounting plate, mounting screws, wall anchors		

5



### 755Y7=\* Service unit

Article number	755Y7=1/4"	755Y7=3/8"	755Y7=1/2"
<b>Equipment</b>	Filter pressure reducer with pressure gauge, transparent plastic container, oil mister		
<b>Material</b>	Brass		
<b>Thread</b>	1/4" inner	3/8" inner	1/2" inner
<b>Weight</b>	1.350 kg	1.4 kg	2.3 kg
<b>To be used for</b>	To remove oil and water from the air		
<b>Consumables</b>	633X44 Special oil, for daily lubrication of compressed air tools, 1 l		
<b>Optional accessories</b>	755X99=1 Mounting plate, mounting screws, wall anchors		

9



### 755Y17=\* Spiral air pressure hose

Article number	755Y17=2.5	755Y17=5
<b>Equipment</b>	Connection fittings mounted on both sides, anti-kinking protection	
<b>Material</b>	Polyamide	
<b>Working length</b>	2.5 m	5 m
<b>Inner Ø</b>	6 mm	
<b>Outside diameter</b>	8 mm	
<b>External connection thread</b>	R1/4"	
<b>Weight</b>	0.21 kg	0.4 kg
<b>To be used for</b>	Permissible pressure up to 12 bar	

- Should only be used in connection with 755Y1=1/4"i Quick-action coupling and 755Y4=1/4"i Plug-in nipple

13

14

15

16

17

18

19

	1
	2
	3
	4
	5
	6
	7
	8
	9
	10
	11
	12
	13
	14
	15
	16
	17
	18
	19

- 1
- 2
- 3
- 4
- 5
- 6
- 7
- 8
- 9
- 10
- 11
- 12
- 13
- 14
- 15
- 16
- 17
- 18
- 19



# Hand power tools

Hot air gun .....	147
Electric plaster saws .....	148
Electric hand drill .....	149
Cordless hand drill .....	150
Angle grinder .....	150
Jig saw .....	151
Cutting devices .....	153
Multitool .....	153
Milling set .....	153
Sealing iron .....	153
Electric burner .....	154
Electric tacker .....	154
Electric plaster mixer .....	154
Electric arc welder .....	155
Electronic table scale .....	155
Autoclave .....	156
Shaker .....	156
Hand grinding motor .....	158

## Hot air gun

### 756E2 / 756E6 / 756E11=220V / 756E9 Hot air gun



Article number	756E2	756E6	756E11=220V	756E9
Version	"Triac" hot air gun	"Electron" hot air gun	"Ghibli" hot air gun	
Equipment				Nozzles, transport case, electronic temperature control
Temperature range	40 - 700 °C	20 - 650 °C	20 - 600 °C	90 - 600 °C
Air volume	240 l/min	Max. 500 l/min	Level 1: 300 l/min Level 2: 350 l/min	Level 1: 345 l/min Level 2: 434 l/min
Electrical connection in V/Hz/kW	1 x 230 N/PE / 50-60 / 1.6	1 x 230 N/PE / 50-60 / 3.4	1 x 230 N/PE / 50-60 / 2.0	1 x 230 N/PE / 50 / 2
Connecting cable	3 m with two-pin earthed plug			Approx. 2 m with two-pin earthed plug
Weight	1.4 kg	7 kg	1.25 kg	0.9 kg
Round nozzle Ø	(interchangeable) 5 mm		5 mm	
Version	Continuously adjustable temperature and air flow		Continuously adjustable temperature, two air flow levels	
Spare parts	756Y13=1 Heating element, 230V, 1,55 kW	756Y13=2 Heating element, 230V, 3,3 kW, 2 contacts 756Y13=5 Heating element, 230V, 1,65 + 1,65 kW, 3 contacts	756Y13=4 Heating element, 230V, 1,95 kW	

- Hot air gun can be delivered with special operating voltages upon request.

## Accessories for hot air guns



### 756Y12=\* Welding nozzle, round

Article number	756Y12=3	756Y12=4	756Y12=5
for	756E2 "Triac" hot air gun		
Ø	3 mm	4 mm	5 mm
Weight	0.018 kg	0.020 kg	0.022 kg

- Welding rods of different materials and diameters can be supplied on request.



### 756Y81 Holder for hot air gun

Article number	756Y81
Version	Galvanised
Diameter	70 mm
Weight	0.4 kg
To be used for	Storage of hot air guns, for installation on the side, on or under the workbench

## Electric plaster saws

### 756B12=230 / 756B20=230 Plaster saw

Article number	756B12=230	756B20=230
<b>Version</b>	Electric plaster saw	Rechargeable plaster saw
<b>Equipment</b>	Speed controllers for continuous vibration frequency pre-selection, linear oscillating saw, saw blade (diameters 50 and 65 mm), two open-end spanners	Rapid charger, 4000 mAh rechargeable battery, 1x saw blade (50 mm diameter), 1x saw blade (65 mm diameter), 2x open-end spanners
<b>Electrical connection in V/Hz/kW</b>	1 x 220-240 N / 50-60 / 0.25	1 x 220-240 N / 50-60 / 0.1
<b>Connecting cable</b>	4.5 m with two-pin earthed plug	
<b>Oscillating frequency</b>	approx. 12,000 - 21,000 min <sup>-1</sup>	11,000 - 18,000 min <sup>-1</sup>
<b>Weight</b>	1.7 kg	Approx. 1.8 kg
<b>Battery pack voltage</b>		14.4 V
<b>Battery life</b>		Approx. 60 min
<b>Version</b>	Robust design thanks to additional bearing of the driving shaft, powerful drive motor	Robust design thanks to additional bearing of the driving shaft, linear oscillating saw, powerful rechargeable battery, powerful drive motor with electric speed control
<b>Consumables</b>	756Y62 Segment saw blade – Ø 65 mm 756Y63=50 Circular saw blade – Ø 50 mm 756Y63=65 Circular saw blade – Ø 65 mm	
<b>Spare parts</b>		625B10 Replacement battery



## Accessories for plaster saws

### 756Y63=\* / 756Y62 Saw blade

Article number	756Y63=50	756Y63=65	756Y62
<b>for</b>	756B7 (old version), 756B12=*, 756B20=* Plaster saws		
<b>Version</b>	Circular saw blade		Segment saw blade
<b>Ø</b>	50 mm	65 mm	
<b>Weight</b>	0.008 kg	0.012 kg	0.01 kg



## Electric hand drill



### 701B5 Electronic two-speed hand drill

<b>Article number</b>	<b>701B5</b>
<b>Version</b>	Anti-vibration system and soft grip for work that is easy on the joints and does not cause fatigue
<b>Equipment</b>	Quick-action chuck, supplementary hand grip with depth stop, transport case, full-wave electronics with continuous pre-selection of speed, synchronised dual speed gearing, safety coupling in both gear settings, clockwise and counter clockwise running, supplementary hand grip
<b>Electrical connection in V/Hz/kW</b>	1 x 220 - 240 N / 50-60 / 1.1
<b>Connecting cable</b>	4 m cable with two-pin earthed plug
<b>Drill chuck clamping range</b>	1.5 - 13 mm
<b>Weight</b>	2.9 kg
<b>Max. torque</b>	60 Nm
<b>Drilling performance in concrete/steel/wood</b>	22 / 13 / 40 mm
<b>Idle speed</b>	0 - 1,000/ 0 - 3,200 min <sup>-1</sup>

• Accessories for drilling machines (page 181).

## Accessories for electric hand drills



### 702B8 Flexible shaft

<b>Article number</b>	<b>702B8</b>
<b>Equipment</b>	Cylindrical plug on connection end, ball bearing on both sides
<b>Ø</b>	6 x 30 mm
<b>Torque</b>	Max. 0.6 Nm
<b>Length</b>	1,250 mm
<b>Speed</b>	Max. 10,000 min <sup>-1</sup>
<b>Weight</b>	0.65 kg
<b>To be used for</b>	All tools with drill chucks
<b>Span</b>	0.5 - 8 mm
<b>Connection hand piece</b>	M8 x 0.75
<b>Bending radius</b>	Min. 100 mm



### 729M1 HSS pin set

<b>Article number</b>	<b>729M1</b>
<b>for</b>	701B5 electronic two-speed hand drill
<b>Equipment</b>	10-piece set in plastic container with see-through cover
<b>Shaft Ø</b>	6 mm
<b>Weight</b>	0.41 kg



## Cordless hand drill

### 756B11 Cordless hand drill

<b>Article number</b>	<b>756B11</b>
<b>Equipment</b>	Replaceable high-performance battery, lithium-ion technology (no memory effect, no self-discharge), 10 mm quick-release chuck with auto-lock, electronic torque pre-selection, soft grip, integrated work light, forward/reverse, 3-stage charge level indicator, rotation direction indicator, integrated speed selection, 2-speed high-performance planetary gear mechanism
<b>Torque</b>	Max. 40 Nm
<b>Electrical connection in V/Hz/kW</b>	1 x 220-240 / 50-60 / 0.045
<b>Weight (with battery)</b>	1.14 kg
<b>Screw Ø</b>	Max. 8 mm
<b>Drilling performance in steel/wood</b>	10 / 30 mm
<b>Quick-action chuck</b>	10 mm
<b>Battery pack</b>	14.4 V
<b>Idle speed</b>	1. Gear = 0 - 390 min <sup>-1</sup> 2. Gear = 0 - 1,300 min <sup>-1</sup>

• Bits are available upon request.



## Angle grinder

### 756W1 Angle grinder

<b>Article number</b>	<b>756W1</b>
<b>Version</b>	Optimised cooling system for long life, flat and robust metal gearing housing for work in hard-to-reach locations, rapid tool-free adjustment of protective cover, AVS handle with soft grip pad for maximum user comfort
<b>Equipment</b>	1000 watt angle grinder, protective cover, supplementary handle, clamping set, 4 m power cable, disc diameter 125 mm, spindle lock for rapid disc replacement, dust-proof motor
<b>Electrical connection in V/Hz/kW</b>	1 x 220-240 AC / 50-60 / 1.0
<b>Connecting cable</b>	4 m connection cable with two pin earthed plug
<b>Weight</b>	2.4 kg
<b>Idle speed</b>	11,000 min <sup>-1</sup>
<b>Disc Ø</b>	125 mm
<b>Max. cutting depth</b>	33 mm
<b>Spindle thread</b>	M14
<b>Consumables</b>	756Y18=1 Cutting disc – Ø 125 mm, thickness 2.5 mm, to be used for: steel 756Y18=2 Roughing disc – Ø 125 mm, thickness 6 mm, to be used for: steel




## Jig saw



### 756B2 Electric jigsaw

<b>Article number</b>	<b>756B2</b>
<b>Equipment</b>	4-stage pendulum stroke, knob handle, electronics include choice of proper stroke for respective material, FIXTEC quick-clamping system for changing saw blades without the need for tools, quick-adjustment system for 45° bevel cuts, stable aluminium cast base plate for precision work, metal chip blower
<b>Electrical connection in V/Hz/kW</b>	1 x 230 N/PE / 50 / 0.6
<b>Connecting cable</b>	4m with two-pin earthed plug
<b>Weight</b>	2.3 kg
<b>Scope of delivery</b>	VarioBox, saw blade, chip guard, sole plate
<b>Idle speed</b>	450 - 3,000 min <sup>-1</sup>
<b>Cutting depth</b>	In wood: 110 mm In non-ferrous metal: 20 mm In steel: 10 mm
<b>Stroke depth</b>	26 mm
<b>Consumables</b>	756Y19=1 Jig saw blades, length 75 mm, to be used for: wood, package contents 5 pieces 756Y19=2 Jig saw blades, length 50 mm, to be used for: plastics/non-ferrous metals, package contents 5 pieces 756Y19=3 Jig saw blades, length 50 mm, to be used for: stainless steel sheet, package contents 5 pieces

## Cutting devices



### 756L8=220 Universal cutting machine, electric

<b>Article number</b>	<b>756L8=220</b>
<b>Version</b>	With long arm, gap width max. 30 mm
<b>Electrical equipment</b>	Electric drive with footswitch
<b>Travel speed</b>	3 m/min
<b>Cutting width</b>	Max. 250 mm
<b>Electrical connection in V/Hz/kW</b>	<b>1 x 230 N/PE / 50-60 / 0.08</b>
<b>Connecting cable</b>	2 m with two-pin earthed plug
<b>Weight</b>	28 kg
<b>To be used for</b>	(Curve) cutting plastic sheets, for cutting leather
<b>Scope of delivery</b>	Includes 633F17 Sewing machine oil
<b>Consumables</b>	756Y34 Replacement cutter



### 756B6 Electric cutter

<b>Article number</b>	<b>756B6</b>
<b>Equipment</b>	With flat base, cutting depth up to 8 mm, integrated sharpener for the knife, fully insulated, noise suppression according to VDE, two six-bow knives
<b>Total length</b>	230 mm
<b>Electrical connection in V/Hz/kW</b>	<b>1 x 230 N/PE / 50-60 / 0.056</b>
<b>Connecting cable</b>	2.8 m with two-pin earthed plug
<b>Housing Ø</b>	50 mm
<b>Weight</b>	1.2 kg
<b>To be used for</b>	For cutting fabrics, foils and soft leather
<b>Knife speed under nominal load</b>	2,400 min <sup>-1</sup>
<b>Consumables</b>	756Y28 Six-bow knife

## 756B60=1 Electric cutter

<b>Article number</b>	<b>756B60=1</b>
<b>Version</b>	Battery-operated or connected to outlet
<b>Equipment</b>	Cutting head with foot plate, safety knife, carbide tip, battery, charger, cable for electrical connection
<b>electrical connection</b>	<b>1 x 230V</b>
<b>Weight</b>	0.2 kg
<b>To be used for</b>	Cutting carbon, fabrics, leather, vinyl, glass fibre and carbon fibre



## Multitool

### 756B10=230 Multitool

<b>Article number</b>	<b>756B10=230</b>
<b>Version</b>	Smooth running, convenient design, high cutting capacity
<b>Equipment</b>	Multipurpose tool, oscillating movement, electronic speed control, metal gear head, quick-clamping system for changing accessories
<b>Electrical connection in V/Hz/kW</b>	1 x 230 N/PE / 50-60 / 0.25
<b>Connecting cable</b>	5 m with two-pin earthed plug
<b>Tool attachment</b>	StarlockPlus
<b>Oscillating frequency</b>	11000 – 20000 min <sup>-1</sup>
<b>Weight</b>	1.4 kg
<b>To be used for</b>	Grinding, polishing, sawing, scraping, cutting
<b>Scope of delivery</b>	Grinding plate with three abrasive sheets (grit 80,120,180), universal E-CUT saw blade (44 mm), firm putty, plastic tool case
<b>Diametrical size of grinding plate</b>	80 mm
<b>Consumables</b>	756Y70=80 Replacement saw blade



## Milling set

### 756B8=220 Milling set for processing seat cushions

<b>Article number</b>	<b>756B8=220</b>
<b>Equipment</b>	Milling unit with two specially shaped milling cutters, suction hood, two lever tools for clamping the milling cutters firmly, includes connection for the mobile suction device (701Z110 wet/dry vacuum)
<b>Speed</b>	Max. 4,500 min <sup>-1</sup>
<b>Electrical connection in V/Hz/kW</b>	1x 230 N/PE / 50-60 / 0.23
<b>Connecting cable</b>	2 m power cord with two-pin earthed plug
<b>Weight</b>	1.4 kg
<b>To be used for</b>	On-site seat cushion finishing
<b>Consumables</b>	756Y41 Hollow ball cutter






## 701Z110 Wet/dry vacuum cleaner

<b>Article number</b>	<b>701Z110</b>
<b>Dimensions LxWxH</b>	520 x 380 x 695 mm
<b>Version</b>	Dust class H, max. 1000 W input power
<b>Sound intensity level</b>	67 dB(A)
<b>Air volume</b>	3,660 l/min
<b>Electrical connection in V/Hz/kW</b>	1 x 220-240 N/PE / 50-60 / 1.0
<b>Connecting cable</b>	7.5 m
<b>Weight</b>	13.5 kg
<b>To be used for</b>	Extracting dust that is hazardous to health, especially fine dust; suitable for extracting dust with TLV values < 0.1 mg/m <sup>2</sup> (TLV = threshold limit value), dust class H
<b>Scope of delivery</b>	1x 702Z50 HEPA panel filter, 1x 702Z49 dust bag, 1x electrically conductive vacuum hose (2.5 m), 1x elbow, 2x metal suction tube (0.5 m), 1x wet/dry floor nozzle (300 mm), 1x crevice nozzle, 1x connection sleeve for electric tools, fully-automated filter cleaning, automatic switch-off when full, automatic on/off switch for electric tools, protection class I, maintenance-free vacuum turbine, caster with brake, antistatic system (including electrically conductive vacuum hose connector)
<b>Vacuum</b>	230 mbar/23 kPa
<b>Container volume</b>	45 l
<b>Consumables</b>	702Z49 Dust bag, scope of delivery 5 pc. 702Z50 HEPA panel filter, scope of delivery 1 pc.


## Sealing iron



### 756E1=220V Hand sealing iron

<b>Article number</b>	<b>756E1=220V</b>
<b>Equipment</b>	Temperature control, heating surface covered with Teflon welding tape, with pad
<b>Temperature range</b>	100 - 180 °C
<b>Electrical connection in V/Hz/kW</b>	1 x 230 N/PE / 50-60 / 0.2
<b>Connecting cable</b>	1.6 m with two-pin earthed plug
<b>Weight</b>	0.685 kg
<b>To be used for</b>	For fusing PVC and PVA films
<b>Heating surface</b>	38 x 110 mm

## Accessories for hand sealing iron



### 699Y2 Teflon welding tape

<b>Article number</b>	<b>699Y2</b>
<b>for</b>	756E1=220V Hand sealing iron
<b>Width</b>	85 mm
<b>Thickness</b>	0.08 mm
<b>Weight</b>	0.011 kg/m


ⓘ Minimum order quantity: 1 metre

Teflon® is a trademark of DuPont.

## Electric burner

### 756E8 Electric burner

<b>Article number</b>	<b>756E8</b>
<b>Equipment</b>	With heating power controller
<b>Dimensions ØxH</b>	125 x 180 mm
<b>Temperature range</b>	500 to 900 °C
<b>Electrical connection in V/Hz/kW</b>	1 x 230 N/PE / 50 / 0.58
<b>Connecting cable</b>	1.4 m with two-pin earthed plug
<b>Weight</b>	0.8 kg



## Electric tacker

### 756B3 Electric tacker

<b>Article number</b>	<b>756B3</b>
<b>Equipment</b>	Continuously adjustable electronic control for impact power, repeated impacts possible, protection against inadvertent triggering, nose with guide groove for claws for profile wood and joints
<b>Electrical connection in V/Hz/kW</b>	1 x 230 N/PE / 50 / 0.2
<b>Connecting cable</b>	3.4 m with two-pin earthed plug
<b>Frequency</b>	Max. 20 min
<b>Weight</b>	1.7 kg
<b>Nail length</b>	16 mm
<b>Staple WxD</b>	4 x 18-30 mm
<b>Consumables</b>	756Y20=1 Staples – resined, 4 x 18 mm, scope of delivery 2,000 pieces



## Electric plaster mixer

### 756B15 Electric plaster mixer

<b>Article number</b>	<b>756B15</b>
<b>Version</b>	Two hand grips
<b>Diameter</b>	120 mm
<b>Thread</b>	2x M27
<b>Speed</b>	0 - 480 RPM
<b>Electrical connection in V/Hz/kW</b>	1 x 210-240 / 50-60 / 1.35
<b>Weight</b>	5.8 kg
<b>Colour</b>	Orange
<b>To be used for</b>	Mixing pulpy pastes and liquids, for processing up to 90 litres of plaster



## Electric arc welder



### 756S2 Electric arc welder

<b>Article number</b>	<b>756S2</b>
<b>Equipment</b>	Portable primary cycle rectifier welding unit, inverter design, 3 m earth cable, 16 mm <sup>2</sup> with plug (SKM 25) and earth terminal, 4 m electrode hand cable, 16 mm <sup>2</sup> with plug (SKM 25) and 200A electrode holder, power cable with two-pin earthed plug for connection to alternating current, IP 23 protection class
<b>Dimensions WxDxH</b>	110 x 315 x 199 mm
<b>Electrical connection in V/Hz</b>	1 x 230 N/PE / 50-60
<b>Mains fuse</b>	16 (slow blowing) A
<b>Welding current range</b>	10 - 140 A
<b>Electrode thickness Ø</b>	1.5 - 3.2 mm
<b>Connected load at 100% performance</b>	3.6 kVA
<b>Weight</b>	4.7 kg
<b>To be used for</b>	Manual electro-welding with direct current

## Electronic table scale



### 755W5 / 755W6 Electronic table scale

Article number	755W5	755W6
<b>Version</b>	Suitable for battery (9V block) and mains operation, robust design, can be tared, total weight is displayed after the weight is removed from the scale pan	Light version, can be tared, total weight is displayed after the weight is removed from the scale pan
<b>Equipment</b>	With power supply unit	With 757Z137 9V battery block
<b>Dimensions WxDxH</b>	160 x 220 x 80 mm	170 x 240 x 39 mm
<b>Scale pan</b>	165 x 155 mm	150 mm Ø
<b>Weighing range</b>	Up to 6000 g	Up to 5200 g
<b>Resolution</b>	1 g	
<b>Measuring time</b>	2 seconds	
<b>Display sequence</b>	0.2 seconds	
<b>Power supply connection</b>	110-230 N/PE / 50-60 / 0.003	
<b>Mains adapter (optional)</b>		1 x 230 N/PE / 50 Hz / 0.003 kW
<b>Weight</b>	1,2 kg	0,49 kg
<b>To be used for</b>	For mixing Pedilen resin and flexible foam, Orthocryl resins, etc.	For mixing Pedilen rigid and flexible foam, Orthocryl resins, etc.
<b>Scope of delivery</b>	<b>Includes power supply unit</b>	<b>Without mains adapter</b>
<b>Optional accessories</b>		757L26 Mains adapter

## Autoclave

### 89A1 Autoclave

<b>Article number</b>	<b>89A1</b>
<b>Equipment</b>	With safety valve, pressure gauge, inlet valve
<b>Material</b>	Aluminium, with PTFE coating
<b>Capacity</b>	4 l
<b>Weight</b>	4.1 kg
<b>To be used for</b>	High-pressure device for polymerising acrylics
<b>Scope of delivery</b>	Includes filling hose



## Shaker

### 89E2 Shaker

<b>Article number</b>	<b>89E2</b>
<b>Equipment</b>	Two levels (3000 and 6000 oscillations), vibration dampening rubber feet
<b>Material</b>	Stainless steel
<b>Electrical connection in V/Hz/kW</b>	1 x 230 / 50 / 0.7
<b>Weight</b>	5 kg
<b>To be used for</b>	For removing air bubbles when mixing plaster, for bubble-free pouring of plaster negatives



1

2

3

4

5

6

7

8

9

10

11

12

13

14

15

16

17

18

19

## Hand grinding motor



### 89E1 Hand grinding motor

<b>Article number</b>	<b>89E1</b>
<b>Version</b>	Very smooth-running, low-weight handpiece
<b>Equipment</b>	Knee starter (no cables on the floor), speed range controllable via knee switch, handpiece pad, frequency controlled, quiet dust-proof motor is encapsulated and does not require air cooling
<b>Electrical connection in V/Hz/kW</b>	1 x 100-240 N/PE / 50-60 / 0.1
<b>Speed range</b>	1,000 - 40,000 min <sup>-1</sup>
<b>Weight</b>	1.5 kg

Other versions (electric equipment, foot starter) are available upon request.

## Accessories for hand grinding motor

### 89F1 / 89F2 / 89F3 Plaster-cast cutter



Article number	89F1	89F2	89F3
<b>for</b>	89E1 Hand grinding motor		89E1 hand grinding motor
<b>Version</b>	Plaster-cast cutter, ball	Plaster-cast cutter, conical	Plaster-cast cutter, pointed
<b>Weight</b>	0.005 kg		
<b>Shaft diameter</b>	2.35 mm		
<b>To be used for</b>	Grinding plastic and plaster	Coarse grinding of plastic and plaster	Fine grinding of plastic, metal and plaster
<b>Version</b>	Cone-shaped with tip, coarse cross-cut toothing	Conical with round tip, coarse cross-cut toothing	Hard metal cutter, slender cone shape with tip, fine cross-cut toothing

### 89F21 / 89F23 Hard metal cutter



Article number	89F21	89F23
<b>for</b>	89E1 Hand grinding motor	
<b>Version</b>	Roller form with round tip, fine cross-cut toothing	Roller form with flat tip, spiral toothing
<b>Weight</b>	0.005 kg	
<b>Shaft diameter</b>	2.35 mm	
<b>To be used for</b>	Fine grinding of plastic, metal and plaster	Flat grinding of plastic and plaster




## 89F5 / 89F6 / 89F8 / 89F7 Silicone cutter



Article number	89F5	89F6	89F8	89F7
for	89E1 Hand grinding motor			
Version	Silicone cutter, drum	Silicone cutter, conical	Silicone cutter	Silicone cutter, pointed
Weight	0.005 kg			
Shaft diameter	2.35 mm			
To be used for	Soft plastics and silicone, long service life			
Version	Hard metal cutter with special tooting for silicone, cone-shaped with round tip	Hard metal cutter with special tooting for silicone, tapered with round tip	Hard metal cutter with special tooting for silicone, pear-shaped with round tip	Hard metal cutter with special tooting for silicone, slender tapered shape with point

## 89F16 Sanding drum

Article number	89F16
for	89E1 Hand grinding motor
Equipment	With rubber abrasive body
Ø	9 mm
Weight	0.006 kg
Consumables	89F17 Sanding sleeve - Grinding plastic, plaster and silicone, 100 pc.



## 89P5 Silicone polisher

Article number	89P5
Speed	Max. 15,000 min <sup>-1</sup>
Weight	0.006 kg
To be used for	Fine-polishing Pastasil surfaces
Scope of delivery	6 pc.



## 89P1 Polishing brush

Article number	89P1
for	89E1 Hand grinding motor
Weight	0.9 kg
To be used for	For polishing acrylic nails (in combination with 89P2 Polishing paste)
Consumables	89P2 Polishing paste



- 1
- 2
- 3
- 4
- 5
- 6
- 7
- 8
- 9
- 10
- 11
- 12
- 13
- 14
- 15
- 16
- 17
- 18
- 19




# Vacuum tubes

Vacuum tubes for vacuum forming and draping work .....	161
Vacuum tubes for lamination work .....	162

1
2
3
4
5
6
7
8
9
10
11
12
13
14
15
16
17
18
19

## Vacuum tubes for vacuum forming and draping work



### 755X220 Vacuum pipe with two exchangeable vacuum forming plates

<b>Article number</b>	<b>755X220</b>
<b>Inner Ø</b>	22 mm
<b>Vacuum connection Ø</b>	6 mm 13 mm 25 mm
<b>Weight</b>	5 kg
<b>Scope of delivery</b>	1 set consisting of: 755X221 Vacuum pipe 755X222=260 Vacuum forming plate (diameter 230 mm) 755X222=360 Vacuum forming plate (diameter 330 mm) Adapter for various vacuum connection diameters: 6 mm, 13 mm and 25 mm



### 755X940 / 755X221 Vacuum pipe

Article number	755X940	755X221
<b>Equipment</b>	Incl. adapter for vacuum connection, diameter 6 mm, 13 mm and 25 mm	
<b>Diameter</b>	35 mm	
<b>Material</b>	Steel	
<b>Length</b>	410 mm	400 mm
<b>Inner Ø</b>	26 mm	22 mm
<b>Vacuum connection Ø</b>	6 mm 13 mm 25 mm	
<b>Weight</b>	0.98 kg	0.95 kg
<b>To be used for</b>	Mounting of 755X222=* Vacuum forming plate	
<b>Optional accessories</b>	755X222=180 Vacuum forming plate, Ø 180 mm 755X222=260 Vacuum forming plate, Ø 260 mm 755X222=360 Vacuum forming plate, Ø 360 mm	

### 755X230=\* Conical vacuum pipe




Article number	755X230=65	755X230=85	755X230=110
<b>for</b>	Connection to 755T1=*, 755T2 and 755T6=* Vacuum forming workstations		
<b>Equipment</b>	Incl. adapter for vacuum connection, diameter 6 mm, 13 mm and 25 mm		
<b>Diameter</b>	65 mm	85 mm	110 mm
<b>Material</b>	Galvanised steel		
<b>Length</b>	418 mm		
<b>Vacuum connection Ø</b>	6 mm 13 mm 25 mm		
<b>Weight</b>	1.3 kg	1.4 kg	1.7 kg

## Vacuum tubes for lamination work

### 755T3 Plastic lamination tool kit

<b>Article number</b>	<b>755T3</b>
<b>Equipment</b>	(a) Vacuum unit (b) Bracket (c) Two-way exhaust pipe (d) Y hose-connector nozzle (e) PVC exhaust hose, length 5 m (f) Clamping lever
<b>Weight</b>	4.8 kg
<b>To be used for</b>	For connecting to vacuum or compressed-air unit



### 704G16=\* Suction pipe for lamination

<b>Article number</b>	<b>704G16=1</b>	<b>704G16=2</b>
<b>Version</b>	<b>With holding device</b>	<b>Without holding device</b>



### 704G17 Holder for lamination suction pipe

<b>Article number</b>	<b>704G17</b>
<b>for</b>	704G16=* suction pipe for lamination



Article number	755R11	755R2	755R5	755X23
<b>Equipment</b>	With gland nuts			
<b>Diameter</b>	28 mm	35 mm	50 mm	35 mm
<b>Material</b>	Steel, galvanised			
<b>Length</b>	470 mm		580 mm	335 mm
<b>Weight</b>	0.7 kg	1.1 kg	2 kg	0.8 kg
<b>Connection Ø</b>	6 mm			
<b>Optional accessories</b>	755X128 Clamp adapter for Exhaust pipe - for reducing the mounting diameter of the 755X23 Exhaust pipe			



1



2

3



4

### 755R100 Two-way vacuum pipe

<b>Article number</b>	<b>755R100</b>
<b>Dimensions WxD</b>	42 x 30 mm
<b>Material</b>	Steel, galvanised
<b>Length</b>	520 mm
<b>Weight</b>	0.95 kg
<b>Connection Ø</b>	6 mm
<b>Optional accessories</b>	743Y683 Suction hose sleeve - rigid foam, for handling vacuum pipe and plaster gently – the sleeve is pulled over the 755R100 vacuum pipe and also moulded into the plaster; the vacuum pipe and plaster remain undamaged and can be reused

5

### Vacuum tubes for prepreg work

6



7

8

9

10

11

12

13

14

15

16

17

18

19

### 755X123=\* Two-way exhaust pipe (prepreg)

<b>Article number</b>	<b>755X123=3</b>	<b>755X123=4</b>
<b>for</b>	<b>701E15/ 701E25 prepreg oven</b>	
<b>Version</b>	<b>Short</b>	<b>Long</b>
<b>Equipment</b>	Silicone hose, shut-off valve, plug-in nipple	
<b>Length</b>	232 mm	332 mm
<b>Temperature range</b>	Up to a maximum of 160 °C	

	1
	2
	3
	4
	5
	6
	7
	8
	9
	10
	11
	12
	13
	14
	15
	16
	17
	18
	19

- 1
- 2
- 3
- 4
- 5
- 6
- 7
- 8
- 9
- 10
- 11
- 12
- 13
- 14
- 15
- 16
- 17
- 18
- 19





# Consumables

Accessories for socket routing, grinding and milling machines .....	168
Accessories for grinding machines .....	177
Accessories for drilling machines .....	179
Accessories for bandsaws .....	181
Accessories for orthopaedic footwear specialism machines .....	182
Accessories for sewing machines .....	189

1

2

3

4

5

6

7

8

9

10

11

12

13

14

15

16

17

18

19

## Accessories for socket routing, grinding and milling machines

### Threaded studs



#### 702F7=\* Threaded studs

<b>Article number</b>	<b>702F7=5/8"</b>	<b>702F7=M16</b>
<b>Equipment</b>	Milling shaft, 5/8" thread	
<b>For machines</b>	701F39, 701F40=1, 701F41, 701F43 Pro-Fit socket router (page 78) 701F30=* socket router with integrated suction system (page 80)	
<b>Tool attachment</b>	<b>5/8" thread</b>	<b>M16 thread</b>
<b>Weight</b>	0.13 kg	
<b>To be used for</b>	Receiver for 5/8" tools	Receiver for M16 tools

### Suction hood



#### 702F194 Suction hood, large

<b>Article number</b>	<b>702F194</b>
<b>for</b>	Accessories for 702F192 Exhaust arm and 702F193 Self-fixing exhaust arm
<b>Equipment</b>	Quick-change system to replace the suction hood
<b>Dimensions WxDxH</b>	350 x 240 x 300 mm
<b>Hose Ø</b>	125 mm
<b>Colour</b>	Light grey (RAL 7035)
<b>To be used for</b>	Direct suction on grinding and milling tools
<b>Scope of delivery</b>	Without hose

### Insulation mat

#### 702F31=\* Insulation mat



<b>Article number</b>	<b>702F31=55X50</b>	<b>702F31=105X8</b>
<b>Dimensions WxD</b>	550 x 500 mm	1,050 x 80 mm
<b>For machines</b>	Socket routing, grinding and milling machines	
<b>To be used for</b>	Reducing sound transmission	
<b>Scope of delivery</b>		

## Tool holder

### 758Y270 / 758Y272 Tool holder

Article number	758Y270	758Y272
Version	27 tool holder	21 tool holder
Dimensions WxDxH	750 x 94 x 500 mm	580 x 103 x 580 mm
Weight	9.5 kg	9 kg
Colour	Light grey (RAL 7035)	
To be used for	Wall mounting, storage of grinding and milling tools	



## Milling tools

### 729W26=\* High-performance cutter

Article number	729W26=5/8	729W26=M16
Equipment	Double-edged, 729Y50 HSS knife (replaceable)	
Thread	5/8"	M16
Ø	50 mm	
Height	50 mm	
Weight	0.620 kg	
To be used for	Machining wood and Pedilen	
Consumables	729Y50 Blade – HSS, 1 set = 2 pieces	



### 729W27=5/8 Knife milling tool

Article number	729W27=5/8
Equipment	Oval, double-edged, 729Y51 HSS knife (replaceable)
Thread	5/8"
Ø	50 mm
Height	70 mm
Weight	0.73 kg
To be used for	Machining wood and Pedilen
Consumables	729Y51 Blade – HSS



### 729W23=\* / 729S24=\* Pine cone cutter

Article number	729W23=5/8"	729W23=M16	729S24=5/8"	729S24=M16
Equipment	Length 75 mm, largest Ø 28 mm		Spiral toothed, length 75 mm, largest Ø 28 mm	
Material	HSS			
Cut	Fine			
Thread Ø	5/8"	M16	5/8"	M16
Weight	0.2 kg		0.17 kg	
To be used for	Machining plastics		Machining light metals and plastics	



1  
2  
3  
4  
5  
6  
7  
8  
9  
10  
11  
12  
13  
14  
15  
16  
17  
18  
19

### 729W3=\* / 729W8=\* Rasp milling tools



Article number	729W3=1	729W3=2	729W3=3	729W3=4	729W3=5
<b>Material</b>	Tool steel				
<b>Thread</b>	<b>M16</b>				
<b>Cut</b>	<b>Medium</b>				
<b>Height x Ø</b>	85 x 50 mm	60 x 50 mm	70 x 30 mm	40 x 36 mm	50 x 40 mm
<b>Weight</b>	0.9 kg	0.7 kg	0.26 kg	0.25 kg	0.69 kg
<b>To be used for</b>	Machining wood, Pedilen and foam				

Article number	729W8=1	729W8=2	729W8=3	729W8=4	729W8=5
<b>Material</b>	Tool steel				
<b>Thread</b>	<b>5/8"</b>				
<b>Cut</b>	<b>Medium</b>				
<b>Height x Ø</b>	85 x 50 mm	60 x 50 mm	70 x 30 mm	40 x 36 mm	50 x 40 mm
<b>Weight</b>	0.900 kg	0.700 kg	0.260 kg	0.250 kg	0.690 kg
<b>To be used for</b>	Machining wood, Pedilen and foam				




### 729W17=\* Rasp milling tool

Article number	729W17=5/8	729W17=M16
<b>Height</b>	52 mm	
<b>Thread</b>	<b>5/8"</b>	<b>M16</b>
<b>Ø</b>	37 mm	
<b>Cut</b>	<b>Fine</b>	
<b>Weight</b>	0.35 kg	
<b>To be used for</b>	Machining plastics	



### 729W31=\* Rasp milling tool

Article number	729W31=1	729W31=2
<b>Height</b>	90 mm	
<b>Thread</b>	<b>5/8"</b>	
<b>Ø</b>	50 mm	
<b>Cut</b>	<b>Medium</b>	<b>Fine</b>
<b>Weight</b>	0.46 kg	
<b>To be used for</b>	Machining Pedilen rigid foams, foams and thermoplastics	



### 729W32=2 Rasp milling tool

Article number	729W32=2
<b>Height</b>	50 mm
<b>Thread</b>	<b>5/8"</b>
<b>Ø</b>	40 mm
<b>Cut</b>	Fine
<b>Weight</b>	0.26 kg
<b>To be used for</b>	Machining Pedilen rigid foams, foams and thermoplastics

## 729W33=\* Rasp milling tool

Article number	729W33=1	729W33=2
Height	120 mm	
Thread	5/8"	
Ø	50 mm	
Cut	Medium	Fine
Weight	0.76 kg	
To be used for	Machining Pedilen rigid foams, foams and thermoplastics	



## 729W25 Side and face milling cutter

Article number	729W25
for	Use with 749Y23=* Attachment
Equipment	4x HM cutting inserts as clean cutters, 4x HM cutting inserts as pre-cutters, BG test mark
Thickness	4 mm
Borehole Ø	22 mm
Outside diameter	80 mm
To be used for	Milling grooves for 512A1=80x4 Wood tongues
Spare parts	(1) 729Y46 Clean cutter, 18x18x2 mm (2) 729Y47 Pre-cutter, 14x14x1.2 mm (3) 709S25 Torx spanner, T9 (4) 729S65 Torx screw (5) 729Z1 Torx nut for clean cutter (6) 729Z2 Torx nut for pre-cutter
Optional accessories	749Y23=5/8" Attachment device – Tool steel, Thread Ø 5/8" 749Y23=M16 Attachment device – Tool steel, Thread Ø M16




## 729S22=\* Edge cutter

Article number	729S22=1.5	729S22=2.25
for	Use with 749Y23=* Attachment device	
Material	HSS	
For thicknesses	Up to 1.5 mm	Up to 2.25 mm
Borehole Ø	16 mm	
Outside diameter	70 mm	
Weight	0.17 kg	0.19 kg
To be used for	Machining light metals and plastics	
Consumables	749Y23=5/8" Attachment device – Tool steel, Thread Ø 5/8" 749Y23=M16 Attachment device – Tool steel, Thread Ø M16	



## Grinding tools



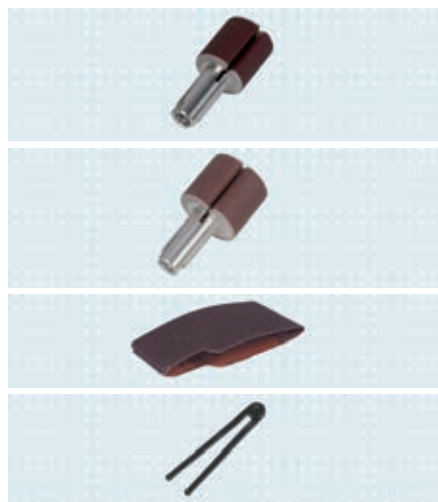
### 749F6 Ottobock sanding drum

<b>Article number</b>	<b>749F6</b>
<b>Equipment</b>	With conical attachment, 1 sanding sleeve (80 grit)
<b>Material</b>	Integral foam
<b>Outside diameter</b>	72.5 mm
<b>Weight</b>	0.230 kg
<b>To be used for</b>	Sliding onto the shaft of Ottobock grinding and milling machines
<b>Consumables</b>	749Y8=73x200x24 Sanding sleeve, 24 grit 749Y8=73x200x40 Sanding sleeve, 40 grit 749Y8=73x200x60 Sanding sleeve, 60 grit 749Y8=73x200x80 Sanding sleeve, 80 grit 749Y8=73x200x100 Sanding sleeve, 100 grit 749Y8=73x200x150 Sanding sleeve, 150 grit



### 749Z7=\* Ottobock polisher

Article number	749Z7=M16X45	749Z7=5/8"X45	749Z7=M16X60	749Z7=5/8"X60
<b>Equipment</b>	Including a sanding sleeve			
<b>Material</b>	Tool steel holder, rubber abrasive body			
<b>Thread</b>	<b>M16</b>	<b>5/8"</b>	<b>M16</b>	<b>5/8"</b>
<b>Grit</b>	80			
<b>Width</b>	70 mm			
<b>Outside diameter</b>	45 mm		60 mm	
<b>Weight</b>	0.16 kg		0.25 kg	
<b>Consumables</b>	749Y16=A45 Sanding sleeve, 40 grit 749Y16=B45 Sanding sleeve, 80 grit 749Y16=C45 Sanding sleeve, 120 grit		749Y16=A60 Sanding sleeve, 40 grit 749Y16=B60 Sanding sleeve, 80 grit 749Y16=C60 Sanding sleeve, 120 grit	
<b>Spare parts</b>	749Y18=45 Rubber roll, outside diameter 45 mm		749Y18=60 Rubber roll, outside diameter 60 mm	

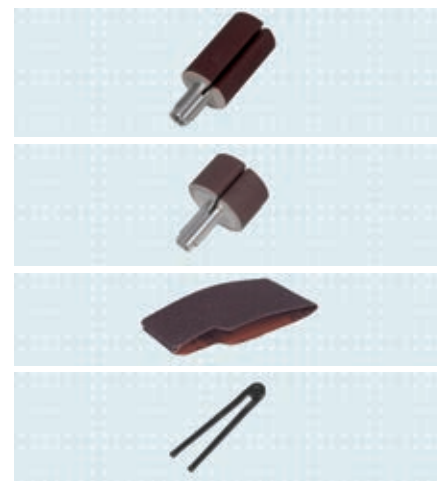


### 749Z3=\* / 749Z2=\* Habermann fine polisher

Article number	749Z3=M16	749Z3=5/8	749Z2=M16	749Z2=5/8
<b>Version</b>	Habermann fine polisher, small		Habermann fine polisher, normal	
<b>Equipment</b>	With a sanding belt (100 grit)			
<b>Thread</b>	<b>M16</b>	<b>5/8"</b>	<b>M16</b>	<b>5/8"</b>
<b>Width</b>	58 mm			
<b>Outside diameter</b>	45 mm		60 mm	
<b>Weight</b>	0.26 kg		0.36 kg	
<b>Consumables</b>	749Y7=A45X58 sanding belt, 60 grit 749Y7=B45X58 sanding belt, 100 grit 749Y7=C45X58 sanding belt, 150 grit		749Y7=A60X58 sanding belt, 60 grit 749Y7=B60X58 sanding belt, 100 grit 749Y7=C60X58 sanding belt, 150 grit	
<b>Optional accessories</b>	709Z6=3 Face pin wrench, adjustable			

## 749Z4=\* / 749Z5=\* Habermann fine polisher

Article number	749Z4=M16	749Z4=5/8	749Z5=M16	749Z5=5/8
<b>Version</b>	Habermann fine polisher, long		Habermann fine polisher, oversize	
<b>Equipment</b>	With a sanding belt (100 grit)			
<b>Thread</b>	<b>M16</b>	<b>5/8"</b>	<b>M16</b>	<b>5/8"</b>
<b>Width</b>	100 mm		58 mm	
<b>Outside diameter</b>	60 mm		85 mm	
<b>Weight</b>	0.57 kg		0.65 kg	
<b>Consumables</b>	749Y7=A60X100 sanding belt, 60 grit 749Y7=B60X100 sanding belt, 100 grit 749Y7=C60X100 sanding belt, 150 grit		749Y7=A85X58 sanding belt, 60 grit 749Y7=B85X58 sanding belt, 100 grit 749Y7=C85X58 sanding belt, 150 grit	
<b>Optional accessories</b>	709Z6=3 Face pin wrench, adjustable			



## 749Z8=\* Sanding drum

Article number	749Z8=M16X25	749Z8=5/8"X25
<b>Equipment</b>	With rubber tensioner, with one sanding sleeve (40 grit)	
<b>Thread</b>	<b>M16</b>	<b>5/8"</b>
<b>Length</b>	45 mm	
<b>Outside diameter</b>	25 mm	
<b>Weight</b>	0.15 kg	
<b>Consumables</b>	749Y22=A25 Sanding sleeve, 40 grit 749Y22=C25 Sanding sleeve, 120 grit	
<b>Spare parts</b>	749Y25=25 Rubber roll	



## 749Z6=\* Sanding drum

Article number	749Z6=M16X22	749Z6=5/8"X22	749Z6=M16X30	749Z6=5/8"X30
<b>Equipment</b>	With rubber tensioner, with one sanding sleeve (40 grit)			
<b>Thread</b>	<b>M16</b>	<b>5/8"</b>	<b>M16</b>	<b>5/8"</b>
<b>Length</b>	30 mm			
<b>Outside diameter</b>	22 mm		30 mm	
<b>Weight</b>	0.16 kg		0.18 kg	
<b>Consumables</b>	749Y9=A22 Sanding sleeve, 60 grit 749Y9=C22 Sanding sleeve, 150 grit		749Y90=40 Sanding sleeve, 40 grit 749Y9=A30 Sanding sleeve, 60 grit 749Y9=C30 Sanding sleeve, 150 grit	



1  
2  
3  
4  
5  
6  
7  
8  
9  
10  
11  
12  
13  
14  
15  
16  
17  
18  
19



### 749Z9=\* Sanding cone

Article number	749Z9=M16	749Z9=5/8"
Equipment	With rubber roll, with one sanding sleeve (80 grit)	
Diameter	36/22 mm	
Thread	M16	5/8"
Length	60 mm	
Weight	0.23 kg	
Consumables	749Y26=40 Sanding sleeve, 40 grit 749Y26=80 Sanding sleeve, 80 grit 749Y26=150 Sanding sleeve, 150 grit	



### 749Z16=\* / 749Z17=\* / 749Z18=\* Sanding drum

Article number	749Z16=M16	749Z16=5/8"	749Z17=M16	749Z17=5/8"	749Z18=M16	749Z18=5/8"
Equipment	With rubber tensioner, with one sanding sleeve (80 grit)					
Thread	M16	5/8"	M16	5/8"	M16	5/8"
Length	25 mm		32 mm		40 mm	
Outside diameter	11 mm		16 mm		21 mm	
Weight	0.14 kg					
Consumables	749Y45=80 Sanding sleeve, 80 grit 749Y45=150 Sanding sleeve, 150 grit		749Y48=80 Sanding sleeve, 80 grit 749Y48=150 Sanding sleeve, 150 grit		749Y49=80 Sanding sleeve, 80 grit 749Y49=150 Sanding sleeve, 150 grit	



### 749F8=\* Sanding cone

Article number	749F8=M16X45	749F8=5/8X45	749F8=M16X65	749F8=5/8X65
Equipment	With one sanding sleeve (40 grit)			
Material	Integral foam			
Thread	M16	5/8"	M16	5/8"
Grit	40			
Outside diameter	45 mm		65 mm	
Weight	0.33 kg		0.5 kg	
To be used for	Processing socket bases, contact sockets, etc.			
Consumables	749Y10=A45 Sanding sleeve, 40 grit, scope of delivery 6 pc. 749Y10=B45 Sanding sleeve, 80 grit, scope of delivery 6 pc.		749Y10=A65 Sanding sleeve, 40 grit, scope of delivery 6 pc. 749Y10=B65 Sanding sleeve, 80 grit, scope of delivery 6 pc.	





## 749F4=\* / 749F5=\* / 749F9=\* Felt sanding cone (felt polisher)




Article number	749F4=48	749F4=50	749F4=65	749F4=80
Equipment	Without gluing, with threaded bushing made of moulded material			
Thread	M16			
Width	60 mm	75 mm	105 mm	125 mm
Outside diameter	48 mm	50 mm	65 mm	80 mm
Weight	0.055 kg	0.07 kg	0.2 kg	0.32 kg

Article number	749F5=48	749F5=50	749F5=65	749F5=80
Equipment	Without gluing, with threaded bushing made of moulded material			
Thread	5/8"			
Width	60 mm	75 mm	105 mm	125 mm
Outside diameter	48 mm	50 mm	65 mm	80 mm
Weight	0.055 kg	0.070 kg	0.2 kg	0.320 kg

Article number	749F9=48	749F9=50	749F9=65	749F9=80
Equipment	Without gluing, with threaded bushing made of moulded material			
Thread	1/2"-13			
Width	60 mm	75 mm	105 mm	125 mm
Outside diameter	48 mm	50 mm	65 mm	80 mm
Weight	0.055 kg	0.07 kg	0.2 kg	0.32 kg

## 749F2=\* Rubber sanding cone for processing plastics

Article number	749F2=1	749F2=2	749F2=3	749F2=4	749F2=5	749F2=6
Thread	5/8"			M16		
Length	75 mm	90 mm	95 mm	75 mm	90 mm	95 mm
Outside diameter	50 mm	60 mm	70 mm	50 mm	60 mm	70 mm
Weight	0.255 kg	0.395 kg	0.540 kg	0.255 kg	0.395 kg	0.540 kg
To be used for	Machining plastics					



## 749F10=\* Polishing roller set

Article number	749F10=5/8	749F10=M16
Version	Soft	
Thread	5/8"	M16
Outside diameter	160 mm	
Weight	0.45 kg	
To be used for	Fine processing of plastics and foams	
Scope of delivery	6x abrasive bodies, 1x plastic threaded bushing	
Optional accessories	749Y44=5/8"X95 Plastic threaded bushings, thread 5/8"	749Y44=M16X95 Plastic threaded bushings, thread M16




- ◉ We recommend using 636W17 Ottobock Plastic Glue to bond the threaded bushing into the drum.

## Polishing tools



### 749F16=\* Silicone sanding cone set

Article number	749F16=5/8	749F16=M16
Thread	5/8"	M16
Weight	0.66 kg	
To be used for	Polishing and rounding edges of thermoplastic materials	
Scope of delivery	749F16=5/8-1 Cone, tapered 749F16=5/8-2 Cone, tapered and pointed 749F16=5/8-3 Cone, round 749F16=5/8-4 Cone, round with grooves	749F16=M16-1 Cone, tapered 749F16=M16-2 Cone, tapered and pointed 749F16=M16-3 Cone, round 749F16=M16-4 Cone, round with grooves



### 749Z11=\* Smoothing/buffing polisher

Article number	749Z11=5/8	749Z11=M16
Equipment	With linen sanding belt (120 grit)	
Thread	5/8"	M16
Length	58 mm	
Outside diameter	55 mm	
Weight	0.36 kg	
To be used for	Finely grinding and polishing painted surfaces of prosthetic sockets as well as all plastics	
Consumables	649G19=80 Pre-cut sanding belt piece, 80 grit, 1 pc. 649G19=120 Pre-cut sanding belt piece, 120 grit, 1 pc. 749Y28 Rubber flap, 1 pc.	



### 749B1=150 Steel-wire sanding drum

Article number	749B1=150	
for	Fits 749Y20=* Threaded connector	
Equipment	With 16 mm bore hole	
Width	30 mm	
Outside diameter	150 mm	
Weight	0.89 kg	
To be used for	Coarse processing of foam covers	
Optional accessories	749Y20=5/8 Threaded connector, thread 5/8" 749Y20=M16 Threaded connector, thread M16	




### 749Y19=\* Buffing wheel

Article number	749Y19=100	749Y19=150
for	Fits 749Y20=* Threaded connector	
Equipment	With 16 mm bore hole	
Material	Cotton	
Width	25 mm	
Outside diameter	100 mm	150 mm
Weight	0.110 kg	0.26 kg
To be used for	Polishing	
Optional accessories	749Y20=5/8 Threaded connector, thread 5/8" 749Y20=M16 Threaded connector, thread M16	


## 749Y21 Polishing disc

<b>Article number</b>	<b>749Y21</b>
<b>for</b>	Fits 749Y20=* Threaded connector
<b>Equipment</b>	Coarse cotton, wave folds, with 16 mm bore hole
<b>Width</b>	20 mm
<b>Outside diameter</b>	190 mm
<b>Weight</b>	0.21 kg
<b>To be used for</b>	Processing plastics
<b>Optional accessories</b>	749Y20=5/8 Threaded connector, thread 5/8" 749Y20=M16 Threaded connector, thread M16



## 749Z12=\* Sanding brush

<b>Article number</b>	<b>749Z12=150X25</b>	<b>749Z12=160X16</b>
<b>for</b>	Fits 749Y20=* Threaded connector	
<b>Version</b>	With 16 mm bore hole	
<b>Width</b>	25 mm	50 mm
<b>Grit</b>	Approx. 240	
<b>Outside diameter</b>	150 mm	
<b>Weight</b>	0.3 kg	0.425 kg
<b>To be used for</b>	Polishing splints	
<b>Optional accessories</b>	749Y20=5/8 Threaded connector, thread 5/8" 749Y20=M16 Threaded connector, thread M16	



## 749Z10=180 Polishing sanding drum

<b>Article number</b>	<b>749Z10=180</b>
<b>for</b>	749Y40=* Attachment
<b>Width</b>	100 mm
<b>Grit</b>	180
<b>Outside diameter</b>	100 mm
<b>Weight</b>	0.8 kg
<b>To be used for</b>	Grinding plastics
<b>Optional accessories</b>	749Y20=5/8 Threaded connector, thread 5/8" 749Y20=M16 Threaded connector, thread M16



1

2

3

4

5

6

7

8

9

10

11

12

13

14

15

16

17

18

19

## Accessories for grinding machines



### 798Z4=\* Threaded connector

<b>Article number</b>	<b>798Z4=5/8"</b>	<b>798Z4=M16</b>
<b>for</b>	701F5 Ottobock bench grinding machine (page 83)	
<b>Equipment</b>	With bayonet lock	
<b>Thread</b>	<b>5/8"</b>	<b>M16</b>
<b>Weight</b>	0.22 kg	



### 702F67 Dust bag

<b>Article number</b>	<b>702F67</b>
<b>for</b>	701F5 Ottobock bench grinding machine (page 83)
<b>Version</b>	Disposable dust bag
<b>Weight</b>	0.08 kg



### 649G126=\* Sanding belt

<b>Article number</b>	<b>649G126=60</b>	<b>649G126=120</b>
<b>For machines</b>	701P45 Sanding machine (page 83)	
<b>Length</b>	875 mm	
<b>Width</b>	100 mm	
<b>Grit</b>	60	120
<b>Weight</b>	0.11 kg	0.081 kg



### 649G146 Sanding belt for "One-Liner VS1150"

<b>Article number</b>	<b>649G146</b>
<b>for</b>	701P46 Bench grinding machine "Oneliner VS1150" (page 84)
<b>Grit</b>	24
<b>Weight</b>	0.317 kg

### 649G6=200X25X40 / 649G60=2175X320 Sanding belt



<b>Article number</b>	<b>649G6=200X25X40</b>	<b>649G60=2175X320</b>
<b>for</b>	701P4=* Two speed belt sander (page 81)	701P250=* Belt sander (page 81)
<b>Length</b>	2,000 mm	2,175 mm
<b>Grit</b>	40	
<b>Width</b>	250 mm	320 mm
<b>Weight</b>	0.82 kg	
<b>To be used for</b>	Processing wood and plastics	

## 702P16=A Spark protection

<b>Article number</b>	<b>702P16=A</b>
<b>Version</b>	Glass pane with fastening arm
<b>For machines</b>	701P11=ST20G/ 701P11=T20G Dual grinding machine (page 82)
<b>Ø</b>	190 mm
<b>Weight</b>	0.85 kg
<b>Scope of delivery</b>	1 piece

• 2 pieces per machine are required.



## 702P17 Hand dressing tool

<b>Article number</b>	<b>702P17</b>
<b>For machines</b>	701P11=ST20G/ 701P11=T20G Dual grinding machine (page 82)
<b>Roller Ø</b>	30 mm
<b>Roller width</b>	11 mm
<b>Weight</b>	1 kg
<b>To be used for</b>	Grinding wheel Ø 100 - 400 mm




## 649G14=\* Sanding belt

Article number	649G14=250X60	649G14=250X120	649G14=250X180
<b>for</b>	701P30=G Combination disc sander and belt sander (page 82)		
<b>Length</b>	2,500 mm		
<b>Width</b>	50 mm		
<b>Grit</b>	60	120	180
<b>Weight</b>	0.16 kg		
<b>To be used for</b>	Processing wood and plastics		




## 649P8=350x40 Sandpaper disc, self-adhesive

<b>Article number</b>	<b>649P8=350X40</b>
<b>for</b>	701P30=G Combination disc sander and belt sander (page 82)
<b>Ø</b>	350 mm
<b>Grit</b>	40
<b>To be used for</b>	Processing wood and plastics



## 702P11=\* Grinding wheel

Article number	702P11=36/P20	702P11=60/L-M20
<b>Material</b>	Standard corundum	
<b>For machines</b>	701P11=ST20G/ 701P11=T20G Dual grinding machine (page 82)	
<b>Ø x W x bore</b>	200 x 32 x 50.8 mm	
<b>Grit</b>	Coarse	Fine
<b>Weight</b>	2.3 kg	



## Accessories for drilling machines



### 702B4 Drill arm

<b>Article number</b>	<b>702B4</b>
<b>Working radius</b>	420 mm
<b>Weight</b>	2 kg
<b>To be used for</b>	Setting on the drilling bench



### 704M1=\* Machine vice

<b>Article number</b>	<b>704M1=100</b>	<b>704M1=120</b>
<b>Version</b>	Suitable for floor and bench model drilling machines, with prism jaws	
<b>Jaw width</b>	<b>100 mm</b>	<b>120 mm</b>
<b>Weight</b>	4.3 kg	7 kg

## Drill bits



### 702B9 Drilling jig

<b>Article number</b>	<b>702B9</b>
<b>Material</b>	Tool steel
<b>Weight</b>	0.21 kg
<b>To be used for</b>	Perfect-fit drilling for Philips oval countersunk head screws (501T7=7.5x9xM5) for Ottobock system bars



### 724S1=\* Spiral drill bit

Order example

<b>Reference number</b>	<b>= Ø</b>
<b>724S1</b>	<b>= 2.5</b>

<b>Reference number</b>	<b>724S1=*</b>
<b>Version</b>	DIN 338, right-hand cut, cylindrical shaft
<b>Diameter</b>	2 mm, 2.5 mm, 3 mm, 3.2 mm, 3.5 mm, 4 mm, 4.1 mm, 4.5 mm, 5 mm, 7 mm
<b>Material</b>	HSS
<b>Weight</b>	0.85 kg



### 724S6=\* Special spiral drill bit

<b>Article number</b>	<b>724S6=3</b>	<b>724S6=3.1</b>	<b>724S6=3.2</b>	<b>724S6=3.5</b>	<b>724S6=4</b>	<b>724S6=4.1</b>	<b>724S6=5</b>
<b>Version</b>	DIN 338, right-hand cut, cylindrical shaft						
<b>Material</b>	HSCO						
<b>Ø</b>	3 mm	3,1 mm	3,2 mm	3,5 mm	4 mm	4,1 mm	5 mm
<b>Weight</b>	0.001–0.060 kg						
<b>To be used for</b>	Processing stainless steel and spring band steel						

## 724S9=\* Spiral drill bit set



Article number	724S9=1-5.9	724S9=1-10	724S9=1-13
Version	DIN 338, right-hand cut, cylindrical shaft		
Diameter	Available from 1 to 5.9 mm in increments of 0.1 mm	Available from 1 to 10 mm in increments of 0.5 mm	Available from 1 to 13 mm in increments of 0.5 mm
Material	HSS		
Weight	0.85 kg	0.75 kg	1.5 kg
Scope of delivery	50-piece set in plastic case	19-piece set in plastic case	25-piece set in plastic case

## 729V1 Stepped drill bit for valve holes

Article number	729V1
Material	HSS
Shaft Ø	10 mm
Ø	(For valve seat) 27 mm
Ø	40 mm
Weight	0.134 kg
To be used for	Flat rubber valves



## 726W9=\* Conical drill bit


Article number	726W9=14	726W9=20	726W9=30
Material	HSS		
Shaft Ø	6 mm	8 mm	9 mm
Ø	14 mm	20 mm	30 mm
Weight	0.021 kg	0.052 kg	0.109 kg
To be used for	Processing plastics		




## Accessories for 726W9=\* Conical drill bit

### 749A2 Sharpening stones

Article number	749A2
Dimensions LxWxH	70 x 50 x 8/2 mm
for	726W9=* Conical drill bit
Grit	1x 500 grit, 1x 800 grit
Weight	0.084 kg
Scope of delivery	1 pack = 2 pc.




## Accessories for bandsaws



### 708B4=\* / 708B5=\* / 708B6=\* Bandsaw blade

Article number	708B4=3380	708B4=4318	708B5=3380	708B5=4318	708B6=3380	708B6=4318
<b>Version</b>	Bandsaw blade for wood		Bandsaw blade for V2A steel		Bandsaw blade for plastics and light metals	
<b>Material</b>	Original Swedish steel					
<b>For machines</b>	<b>701S3</b>	<b>701S60</b>	<b>701S3</b>	<b>701S60</b>	<b>701S3</b>	<b>701S60</b>
<b>Length</b>	3,380 mm	4,318 mm	3,380 mm	4,318 mm	3,380 mm	4,318 mm
<b>Width</b>	15 mm	20 mm	8 mm	16 mm	8 mm	16 mm
<b>Thickness</b>	0.5 mm		0.65 mm			
<b>Tooth spacing</b>	4 teeth per inch		18 teeth per inch		10 teeth per inch	
<b>Weight</b>	0.170 kg		0.135 kg		0.135 kg	
<b>To be used for</b>	wood		V2A and other steels, for stainless steel sheets 2-10 mm thick		Plastics and light metals, for sheets 2-10 mm thick	
<b>Version</b>	Completely soldered, set crosswise and sharpened		Ready-welded			

➤ Bandsaws, page 86



### 708B4=15 / 708B5=8 / 708B6=8 Bandsaw blade

Article number	708B4=15	708B5=8	708B6=8
<b>Qty./pack.</b>	<b>50 m roll</b>	<b>30 m per roll</b>	
<b>Version</b>	Bandsaw blade for wood	Bandsaw blade for V2A steel	Bandsaw blade for plastics and light metals
<b>Material</b>	Original Swedish steel		
<b>For machines</b>	<b>701S3/701S4</b>	<b>701S2/ 701S3</b>	<b>701S1/701S2/701S3/701S4</b>
<b>Width</b>	15 mm	8 mm	
<b>Thickness</b>	0.5 mm	0.65 mm	
<b>Tooth spacing</b>	4 teeth per inch	18 teeth per inch	10 teeth per inch
<b>To be used for</b>	wood	V2A and other steels, for stainless steel sheets 2-10 mm thick	Plastics and light metals, for sheets 2-10 mm thick
<b>Weight/Pack.</b>	2.5 kg	1.2 kg	
<b>Version</b>	Completely soldered, set crosswise and sharpened	Ready-welded	

➤ Bandsaws, page 86




## Accessories for orthopaedic footwear specialism machines

### Sanding belts (main axle)


#### 649G121=\* Sanding belt 1650x40

Article number	649G121=24	649G121=36	649G121=60	649G121=80	649G121=120
<b>For machines</b>	701L70= FSBP140, 701L21= SB85, 701L21= SB105, 701L21= SB125, 701L22= SBW105, 701L23= FSBW150, 701L24= LSB115, 701L24= FLSB145, 701L25= FSB115, 701L25= FSB150, 701L60= SB75, 701L60= P110, 701L61= FSB130, 701L62= 115B Machines for orthopaedic shoe technology (page 88)				
<b>Length</b>	1,650 mm				
<b>Width</b>	40 mm				
<b>Grit</b>	24	36	60	80	120
<b>Weight</b>	0.121 kg	0.109 kg	0.083 kg	0.076 kg	0.061 kg




#### 649G124=\* Sanding belt 1480x100

Article number	649G124=24	649G124=36	649G124=60	649G124=80	649G124=120
<b>For machines</b>	701L20= S60-A, 701L20= S125, 701L21= SB60, 701L21= SB85, 701L21= SB105, 701L21= SB125, 701L24= LSB115, 701L24= LSB120, 701L24= FLSB145, 701L25= FSB115, 701L25= FSB150, 701L51= S50, 701L60= SB75, 701L60= P110, 701L61= FSB130, 701L62= 115B Machines for orthopaedic shoe technology (page 88)				
<b>Length</b>	1,480 mm				
<b>Width</b>	100 mm				
<b>Grit</b>	24	36	60	80	120
<b>Weight</b>	0.272 kg	0.244 kg	0.186 kg	0.17 kg	0.136 kg



#### 649G125=\* Sanding belt 1650x100

Article number	649G125=24	649G125=36	649G125=60	649G125=80	649G125=120
<b>For machines</b>	701L21= SB125, 701L23= FSBW150, 701L25= FSB150, 701L61= FSB130 Machines for orthopaedic shoe technology (page 89)				
<b>Length</b>	1,650 mm				
<b>Width</b>	100 mm				
<b>Grit</b>	24	36	60	80	120
<b>Weight</b>	0.304 kg	0.272 kg	0.208 kg	0.19 kg	0.152 kg



649G125=24

#### 649G155=\* Sanding belt 1125x100

Article number	649G155=24	649G155=80	649G155=120
<b>For machines</b>	701L40=U100 Flexam Undercover 100		
<b>Length</b>	1,125 mm		
<b>Width</b>	100 mm		
<b>Grit</b>	24	80	120
<b>Weight</b>	0.207 kg	0.129 kg	0.104 kg



## Grinding rolls (main axle)




### 749Y110=\* Pneumatic grinding roll

Article number	749Y110=100	749Y110=150
Equipment	Bayonet	
Diameter	120 mm	
For machines	Machines for orthopaedic shoe technology (page 87)	
Length	With bayonet 100 mm	With bayonet 150 mm
Width	35 mm	
To be used for	Bayonet connector on the main axle	
Scope of delivery	Incl. 649G112=80 Sanding sleeve, 80 grit	
Version	air valve on the side, inflated diameter 125 mm	
Consumables	649G112=60 Sanding sleeve, 60 grit 649G112=80 Sanding sleeve, 80 grit	
Spare parts	702L110=100 Bayonet	702L110=150 Bayonet



### 702L63 / 702L69 Grinding roll

Article number	702L63	702L69
for	Bayonet connector on the main axle	
Version	Pneumatic grinding roll	Grinding roll "Konica"
Equipment	With bayonet	
Diameter	71 mm	75 mm
For machines	Machines for orthopaedic shoe technology (page 87)	
Length	With bayonet 240 mm	With bayonet 220 mm
Width	200 mm	
Scope of delivery	Incl. 649G130=80 sanding sleeve, 80 grit	Incl. 749Y8=73x200x80 Sanding sleeve
Consumables	649G130=60 Sanding sleeve, 60 grit 649G130=80 Sanding sleeve, 80 grit 649G130=100 Sanding sleeve, 100 grit	749Y8=73x200x24 Sanding sleeve, 24 grit 749Y8=73x200x40 Sanding sleeve, 40 grit 749Y8=73x200x60 Sanding sleeve, 60 grit 749Y8=73x200x80 Sanding sleeve, 80 grit 749Y8=73x200x100 Sanding sleeve, 100 grit
Spare parts	702L110=200 Bayonet	702L113 Bayonet




### 702L68 Grinding roll "Linea"

Article number	702L68
for	Bayonet connector on the main axle
Version	With bayonet
Diameter	45 mm
For machines	Machines for orthopaedic shoe technology (page 87)
Length	With bayonet 139 mm
Width	75 mm
Scope of delivery	Incl. 749Y16=B45 Sanding sleeve
Consumables	749Y16=A45 Sanding sleeve, 40 grit 749Y16=B45 Sanding sleeve, 80 grit 749Y16=C45 Sanding sleeve, 120 grit
Spare parts	JAM-08.01.2160.1 Bayonet

## 702L72 Grinding roll

<b>Article number</b>	<b>702L72</b>
<b>for</b>	Bayonet connector on the main axle
<b>Version</b>	With bayonet
<b>Diameter</b>	60 mm
<b>For machines</b>	Machines for orthopaedic shoe technology (page 87)
<b>Length</b>	With bayonet 116 mm
<b>Width</b>	48 mm
<b>Scope of delivery</b>	Incl. 649G136=80 Sanding sleeve
<b>Consumables</b>	649G136=80 Sanding sleeve, 80 grit 649G136=120 Sanding sleeve, 120 grit
<b>Spare parts</b>	JAM-08.01.2125.1 Bayonet



## Widia milling and grinding tools (main axle)

## 702L52=24 Widia grinding roll

<b>Article number</b>	<b>702L52=24</b>
<b>Diameter</b>	170 mm
<b>For machines</b>	701L22=SBW105 Flexam SBW 105, 701L23=FSBW150 Flexam FSBW 150 (page 90)
<b>Width</b>	60 mm
<b>Grit</b>	24
<b>Borehole Ø</b>	30 mm




## Heel breast cone (main axle)

## 702L56=140 / 702L58=135 Sanding cone

Article number	702L56=140	702L58=135
<b>Version</b>	With bayonet	
<b>Diameter</b>	23 - 50 mm	48 - 88 mm
<b>For machines</b>	Machines for orthopaedic shoe technology (page 87)	
<b>Length</b>	With bayonet 140 mm	With bayonet 135 mm
<b>Width</b>	35 mm	
<b>Scope of delivery</b>	1x 649G128 Sanding sleeve (40 grit)	1x 649G129 Sanding sleeve (40 grit)
<b>Consumables</b>	649G128 Sanding sleeve, 40 grit	649G129 Sanding sleeve, 40 grit
<b>Spare parts</b>	JAM-08.01.2065.1 Bayonet	JAM-08.01.2055.1 Bayonet



## Nylon brush (main axle)



### 702L65=\* Nylon brush

Article number	702L65=100	702L65=150	702L66=100	702L66=150
<b>for</b>	Bayonet connector on the main axle			
<b>Version</b>	Nylon brush, soft		Nylon brush, conical	
<b>Diameter</b>	110 mm		100 mm	
<b>For machines</b>	Machines for orthopaedic shoe technology (page 87)			
<b>Length</b>	With bayonet 100 mm	With bayonet 150 mm	With bayonet 100 mm	With bayonet 150 mm
<b>Width</b>	50 mm		25 mm	
<b>Version</b>	With bayonet		Conical, with bayonet	
<b>Consumables</b>	649G113=50 Nylon brush		649G113=25 Nylon brush	
<b>Spare parts</b>	702L110=100 Bayonet	702L110=150 Bayonet	702L110=100 Bayonet	702L110=150 Bayonet

## Rasp (main axle)

### 702L75=\* Rasp



Article number	702L75=1	702L75=2	702L75=3	702L75=4	702L75=5
<b>for</b>	Bayonet connector on the main axle				
<b>Version</b>	With bayonet, M16L				
<b>Diameter</b>	30 mm				
<b>Width</b>	80 mm	55 mm	100 mm	35 mm	50 mm
<b>Consumables</b>	JAM-51.02.0008.0 Rasp	JAM-51.02.0012.0 Rasp	JAM-51.02.0018.0 Rasp	JAM-51.02.0022.0 Rasp	JAM-51.02.0023.0 Rasp
<b>Spare parts</b>	JAM-08.01.2045.1 Bayonet			702L111=100 Bayonet	

## Polishing tools (main axle)



### 702L76=\* Polishing wheel

Article number	702L76=1	702L76=2	702L76=3
<b>for</b>	Bayonet connector on the main axle		
<b>Version</b>	With bayonet		
<b>Diameter</b>	60 mm	205 mm	150 mm
<b>For machines</b>	Machines for orthopaedic shoe technology (page 87)		
<b>Length</b>	With bayonet 142 mm	With bayonet 120 mm	With bayonet 100 mm
<b>Width</b>	50 mm		
<b>Colour</b>	Red		
<b>Consumables</b>	649G114=60 Polishing wheel	649G114=205 Polishing wheel	649G114=150 Polishing wheel
<b>Spare parts</b>	JAM-08.01.2045.1 Bayonet	702L110=100 Bayonet	

## Podo-tool (main axle)

### 702L93 / 702L94=105 / 702L96 Podo-grinding roll

Article number	702L93	702L94=105	702L96
<b>for</b>	Bayonet connector on the main axle		
<b>Version</b>	With bayonet		
<b>Diameter</b>	21 mm	45 mm	65 mm
<b>For machines</b>	Machines for orthopaedic shoe technology (page 87)		
<b>Length</b>	With bayonet 131 mm	With bayonet 105 mm	With bayonet 150 mm
<b>Width</b>	40 mm	70 mm	90 mm
<b>Scope of delivery</b>	Incl. 749Y49=80 Sanding sleeve (80 grit)	Incl. 749Y10=B45 Sanding sleeve (80 grit)	Incl. 749Y10=B65 Sanding sleeve (80 grit)
<b>Consumables</b>	749Y49=80 Sanding sleeve, 80 grit 749Y49=150 Sanding sleeve, 150 grit	749Y10=A45 Sanding sleeve, 40 grit, scope of delivery 6 pc. 749Y10=B45 Sanding sleeve, 80 grit, scope of delivery 6 pc.	749Y10=A65 Sanding sleeve, 40 grit, scope of delivery 6 pc. 749Y10=B65 Sanding sleeve, 80 grit, scope of delivery 6 pc.
<b>Spare parts</b>	JAM-08.01.2155.1 Bayonet	702L110=100 Bayonet	702L110=150 Bayonet



## Accessories for the milling department

### Last and heel milling cutter (milling department)

#### 702L168 Sole milling cutter

Article number	702L168
<b>Version</b>	16 teeth, with bayonet
<b>To be used for</b>	The milling department
<b>Scope of delivery</b>	6-piece set, width 2 mm, 3 mm, 4 mm, 5 mm, 7 mm and 18 mm heel cutter
<b>Consumables</b>	702L34=2 Sole milling cutter, width 2 mm 702L34=3 Sole milling cutter, width 3 mm 702L34=4 Sole milling cutter, width 4 mm 702L34=5 Sole milling cutter, width 5 mm 702L34=7 Sole milling cutter, width 7 mm JAM-51.02.1101.0 Heel cutter 18 mm



#### 702L35=\* Sole milling cutter

Order example

**Reference number = Width**

**702L35 = 6**

Reference number	702L35=*
<b>Version</b>	AC 16 teeth, with bayonet
<b>Material</b>	Steel
<b>For machines</b>	Machines for orthopaedic shoe technology (page 87)
<b>Width</b>	1 mm, 1.5 mm, 2 mm, 2.5 mm, 3 mm, 3.5 mm, 4 mm, 4.5 mm, 5 mm, 5.5 mm, 6 mm, 6.5 mm, 7 mm, 7.5 mm, 8 mm, 8.5 mm, 9 mm, 10 mm, 11 mm



1  
2  
3  
4  
5  
6  
7  
8  
9  
10  
11  
12  
13  
14  
15  
16  
17  
18  
19



### 702L34=\* Sole milling cutter

Order example

**Reference number = Width**

**702L34 = 6**

<b>Reference number</b>	<b>702L34=*</b>
<b>for</b>	Clamping on 702L132 Bayonet for milling cutter
<b>Version</b>	AC 16 teeth
<b>Material</b>	Steel
<b>Width</b>	1 mm, 1.5 mm, 2 mm, 2.5 mm, 3 mm, 3.5 mm, 4 mm, 4.5 mm, 5 mm, 5.5 mm, 6 mm, 6.5 mm, 7 mm, 7.5 mm, 8 mm, 8.5 mm, 9 mm, 10 mm, 11 mm



### 702L36=20 Last milling cutter

<b>Article number</b>	<b>702L36=20</b>
<b>Version</b>	Convex, with bayonet
<b>Material</b>	Steel
<b>For machines</b>	Machines for orthopaedic shoe technology (page 87)
<b>Width</b>	20 mm
<b>Consumables</b>	702L44=20 Last milling cutter, 702L132 Bayonet for milling cutters

## Accessories for naumkeag

### Naumkeag (pumicing department)




### 702L128=\* Widia naumkeag

<b>Article number</b>	<b>702L128=40</b>	<b>702L128=60</b>	<b>702L128=80</b>
<b>for</b>	Bayonet connector on the naumkeag unit		
<b>Equipment</b>	Bayonet		
<b>Diameter</b>	72 mm		
<b>For machines</b>	701L70=FSBP140, 701L21=SB60, 701L21=SB85, 701L21=SB105, 701L21=SB125, 701L22=SBW105, 701L23=FSBW150, 701L24=LSB115, 701L24=LSB120, 701L24=FLSB145, 701L25=FSB115, 701L25=FSB150, 701L40=U100, 701L60=SB75, 701L60=P110, 701L61=FSB130, 701L62=115B Grinding machines with naumkeag (page 87)		
<b>Length</b>	With bayonet 22 mm		
<b>Grit</b>	40	60	80
<b>Consumables</b>	649G115=40 Widia naumkeag, 40 grit	649G115=60 Widia naumkeag, 60 grit	649G115=80 Widia naumkeag, 80 grit
<b>Spare parts</b>	JAM-08.01.2140.1 Bayonet		

## 702L161 / 702L160 Naumkeag


Article number	702L161	702L160
for	Bayonet connector on the naumkeag unit	
Equipment	Bayonet	
Diameter	130 mm	90 mm
For machines	701L70=FSBP140, 701L21=SB60, 701L21=SB85, 701L21=SB105, 701L21=SB125, 701L22=SBW105, 701L23=FSBW150, 701L24=LSB115, 701L24=LSB120, 701L24=FLSB145, 701L25=FSB115, 701L25=FSB150, 701L40=U100, 701L60=SB75, 701L60=P110, 701L61=FSB130, 701L62=115B Grinding machines with naumkeag (page 87)	
Length	95 mm	90 mm
Scope of delivery	Incl. 649G153=100 Sanding sleeve (100 grit)	Incl. 649G154=80 Sanding sleeve (80 grit)
Consumables	649G153=80 Sanding sleeve, 80 grit 649G153=100 Sanding sleeve, 100 grit 649G153=120 Sanding sleeve, 120 grit	649G154=60 Sanding sleeve, 60 grit 649G154=80 Sanding sleeve, 80 grit 649G154=100 Sanding sleeve, 100 grit 649G154=120 Sanding sleeve, 120 grit
Spare parts	702L124 Replacement rubber JAM-01.08.2083.1 Bayonet	702L126 Replacement rubber JAM-01.08.2083.1 Bayonet



## Accessories for polishing machines

## 702L78=60 / 702L164 / 702L86=60 Lapping wheel/ Wool yarn disc

Article number	702L78=60	702L164	702L86=60
for	Suitable for polishing section		
Equipment	With flange		
Diameter	240 mm		
Width	60 mm	40 mm	60 mm
Borehole Ø	30 mm		




## 702L84=\* Hair brush

Article number	702L84=BR	702L84=BL
for	Suitable for polishing section	
Version	Brown	Black
Equipment	With flange	
Diameter	240 mm	
Width	60 mm	
Borehole Ø	30 mm	



## Accessories for sewing machines



### 723M9=\* Sewing machine needle

Article number	723M9=90	723M9=100	723M9=110
for	701N3/ 701N30 Zigzag sewing machine (page 97)		
Thickness	0.9 mm	1 mm	1.1 mm
Package contents	100 piece(s)		
Weight/Pack.	0.05 kg		



### 723M15=\* Sewing machine needle

Order example

**Reference number = thickness**

**723M15 = 110**

Reference number	723M15=*
for	701N3 Zigzag sewing machine (page 97) 701N8 Single-needle, double-stitch sewing machine (page 98)
Thickness	110 : 130
Package contents	10 piece(s)
Weight	0.020 kg



### 723M20=\* Sewing needle

Article number	723M20=100	723M20=110	723M20=120	723M20=140	723M20=160	723M20=180
Version	Round					
For machines	701N23, 701N24=* Shoemaker's repair sewing machine (page 98)					
Length	45 mm					
Thickness	100	110	120	140	160	180
Scope of delivery	1 piece					



### 723M22=\* Sewing needle

Article number	723M22=120	723M22=130	723M22=140	723M22=160	723M22=200
Version	Round				
For machines	701N25=* Shoemaker's repair sewing machine (page 98)				
Length	54 mm				
Thickness	120	130	140	160	200
Scope of delivery	1 piece				



### 723M23=\* Sewing needle

Article number	723M23=110	723M23=120	723M23=200
Version	Pointed		
For machines	701N25=* Shoemaker's repair sewing machine		
Length	54 mm		
Thickness	110	120	200



## 723M27 Sewing needle

<b>Article number</b>	<b>723M27</b>
<b>For machines</b>	701N20 sole sewing machine (page 99)
<b>Length</b>	48 mm
<b>Scope of delivery</b>	1 piece



## 624Z7=\* Serafil sewing thread

<b>Article number</b>	<b>624Z7=</b> <b>B30-900</b>	<b>624Z7=</b> <b>W30-900</b>	<b>624Z7=</b> <b>B40-1200</b>	<b>624Z7=</b> <b>W40-1200</b>	<b>624Z7=</b> <b>B60-1800</b>	<b>624Z7=</b> <b>W60-1800</b>
<b>for</b>	701N8 Single-needle, double-stitch sewing machine (page 98) 701N3 Zigzag sewing machine (page 97) 701N30 High speed zigzag sewing machine					
<b>Version</b>	High tear resistance, good stretching behaviour, good wet strength, Z-twist, three-fold					
<b>Material</b>	Endless polyester					
<b>Thickness</b>	<b>30/3-fold</b>		<b>40/3-fold</b>		<b>60/3-fold</b>	
<b>Length per spool</b>	900 mm		1,200 mm		1,800 mm	
<b>Weight</b>	0.050 kg		0.060 kg		0.070 kg	
<b>Colour</b>	Beige (B)	White (W)	Beige (B)	White (W)	Beige (B)	White (W)



## 624Z20=\* Sewing thread



<b>Article number</b>	<b>624Z20=W</b>	<b>624Z20=B</b>	<b>624Z20=BR</b>	<b>624Z20=GR</b>	<b>624Z20=BL</b>
<b>Material</b>	Polyester				
<b>For machines</b>	701N23, 701N24=*, 701N25=* Shoemaker's repair sewing machine (page 98)				
<b>Colour</b>	White	Beige	Brown	Grey	Black
<b>Thickness</b>	16/3-fold				
<b>Length per spool</b>	1,600 m				

## 624Z22=\* Sewing thread




<b>Article number</b>	<b>624Z22=W</b>	<b>624Z22=B</b>	<b>624Z22=BR</b>	<b>624Z22=GR</b>
<b>Material</b>	Nylon			
<b>For machines</b>	701N23, 701N24=*, 701N25=* Shoemaker's repair sewing machine (page 98)			
<b>Colour</b>	White	Beige	Brown	Grey
<b>Thickness</b>	40/3-fold			
<b>Length per spool</b>	500 m			

## 624Z23=\* Sewing thread



Article number	624Z23=W	624Z23=B	624Z23=BR	624Z23=GR
<b>Material</b>	Nylon			
<b>For machines</b>	701N23, 701N24=*, 701N25=* Shoemaker's repair sewing machine (page 98)			
<b>Colour</b>	White	Beige	Brown	Grey
<b>Thickness</b>	60/3-fold			
<b>Length per spool</b>	600 m			



## 624Z24=\* Abrasion resistant yarn

Article number	624Z24=W	624Z24=BR	624Z24=BL
<b>Material</b>	Nylon		
<b>For machines</b>	701N20 Sole sewing machine (page 99)		
<b>Colour</b>	White	Brown	Black



## 624Z25=\* Yarn

Article number	624Z25=N	624Z25=W	624Z25=BR	624Z25=BL
<b>Material</b>	Linen			
<b>For machines</b>	701N20 Sole sewing machine (page 99)			
<b>Colour</b>	Neutral	White	Brown	Black



## 624Z26=1 Waxed yarn

Article number	624Z26=1
<b>Material</b>	Linen
<b>For machines</b>	701N20 sole sewing machine (page 99)
<b>Colour</b>	Light brown



## 633F17 Sewing machine oil

Article number	633F17
<b>for</b>	701N8 single-needle, double-stitch sewing machine (page 98) 701N3 zigzag sewing machine (page 97) 701N30 zigzag special quick sewing machine
<b>Version</b>	Acid and resin free
<b>Net contents</b>	100 cm <sup>3</sup>
<b>Weight</b>	0.1 kg

	1
	2
	3
	4
	5
	6
	7
	8
	9
	10
	11
	12
	13
	14
	15
	16
	17
	18
	19

- 1
- 2
- 3
- 4
- 5
- 6
- 7
- 8
- 9
- 10
- 11
- 12
- 13
- 14
- 15
- 16
- 17
- 18
- 19



# Tools

Vices and clamping aids .....	195
Tools for work with plaster .....	199
Tools for processing silicone .....	200
Shoemaker's tools .....	202
Machines for leather processing .....	205
Cutting device .....	207
Metal shears .....	207
Scissors .....	207
Knives .....	209
Handsaws .....	212
Measuring tools .....	214
Compasses and scribing tools .....	216
Parallel alignment devices, bending irons .....	218
Screwdrivers .....	219
Allen wrench .....	221
Pin wrench .....	221
Torque wrench .....	222
Box spanners .....	224
Spanners .....	224
Hammers .....	226
Pliers .....	227
Files .....	230
Rasps .....	232
Chisel .....	232
Cotter pin drive .....	232
Centre punches .....	232
Hole punches .....	234
Dies .....	234
Taps .....	234
Awls .....	235
Countersinks and counterbores .....	235
Fastening tools .....	236
Clamps .....	236
Nailers and staplers .....	237
Brushes .....	237
Brush .....	238
Containers .....	240

## Vices and clamping aids



### 704G7 Plaster cast tube retainer

<b>Article number</b>	<b>704G7</b>
<b>Equipment</b>	four adapters with diameters 16 mm, 21 mm, 26 mm and 36 mm
<b>Dimensions WxDxH</b>	119 x 55 x 130 mm
<b>Material</b>	Stainless steel
<b>Weight</b>	1.4 kg
<b>To be used for</b>	Plaster modelling without securing the plaster model with jaw clamps or ring clamps; for various tube diameters

- Plaster models weighing up to 40 kg can be processed with the plaster cast tube retainer.



### 704G300 Clamping device

<b>Article number</b>	<b>704G300</b>
<b>Version</b>	Swivels horizontally and vertically
<b>Base plate</b>	150 x 150 mm
<b>Total height (without clamping lever)</b>	240 mm
<b>Ø of support</b>	35 mm
<b>Weight</b>	8 kg
<b>To be used for</b>	Clamping suction pipes Processing plaster models

- The suction pipes are found on page 163.



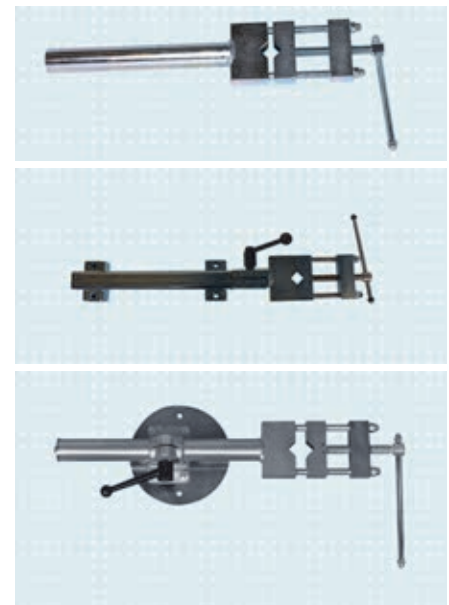
### 704G8 Pipe vice

<b>Article number</b>	<b>704G8</b>
<b>Equipment</b>	Hinged design with automatically closing securing hook, drop forged movable jaw, movable jaw and fixed jaw exchangeable, gripping surfaces milled and hardened, strong spindle with adjustable T-handle
<b>Jaw opening</b>	60 mm
<b>Weight</b>	4.3 kg
<b>Colour</b>	Blue
<b>To be used for</b>	For pipes up to 2 inches

## 704G11 / 704G12 / 704G13 Clamping device "Orthofix"

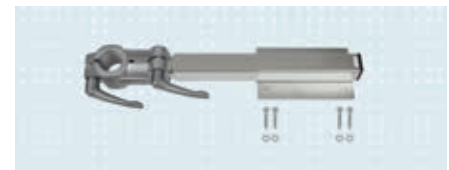
Article number	704G11	704G12	704G13
Version		For installation under the workbench, rotating and extendable	for attachment to 704Y700 Vice lift with floor column
Dimensions WxDxH	240 x 625 x 40 mm	100 x 625 x 115 mm	240 x 625 x 95 mm
Tube diameter	40 mm		
Material	Steel, galvanised		
Clamping range	20 - 70 mm		
Weight	4,2 kg	7 kg	5,5 kg
To be used for	Clamping exhaust tubes of different sizes		
Scope of delivery	1x mounting set		
Version	Trapezoidal thread prevents shearing and ensures a long service life		

• The suction pipes are found on page 163.




## 755X223 Bracket

Article number	755X223
Version	Tube with attachment plate for clamping in the vice or installation under the workbench, swiveling clamping piece for exhaust tube
Dimensions WxDxH	100 x 90 x 450 mm
Weight	3 kg



## 704B8 Free-standing vice

Article number	704B8
Version	Fixed height, rotating tool shelf, 360° rotating vice
Dimensions WxDxH	520 x 450 x 1,135 mm
Material	Steel, galvanised
Jaw width	140 mm
Weight	56 kg
Colour	Black
Scope of delivery	Includes mounting materials for bolting to the floor



## 704B1=\* Vice

Article number	704B1=100	704B1=120	704B1=140	704B1=160
Version	Opens forward			
Equipment	Surface-hardened clamping jaws, adjustable, hardened guide rail, hardened anvil, mounting device for jaw protectors, measuring scale for quick pre-adjustment of the clamping width, round, stable, forged vice base, without mounting materials			
Material	Forged steel			
Borehole Ø	11 mm	14 mm		
Jaw width	100 mm	120 mm	140 mm	160 mm
Jaw opening	125 mm	150 mm	200 mm	225 mm
Hole spacing	90 mm	115 mm	145 mm	
Weight	6 kg	10 kg	18 kg	25 kg
Colour	Blue			



## Accessories for vices and clamping aids




### 704Y5=\* Vice rotating base

<b>Article number</b>	<b>704Y5=100</b>	<b>704Y5=120</b>	<b>704Y5=140</b>
<b>Equipment</b>	360° rotation range, without mounting materials		
<b>For vice</b>	704B1=100	704B1=120	704B1=140, 704B1=160
<b>Material</b>	Steel		
<b>Colour</b>	Blue		
<b>Weight/pair</b>	0.9 kg	1.3 kg	3 kg




### 704Y4=\* Vice jaw protectors

<b>Article number</b>	<b>704Y4=120</b>	<b>704Y4=140</b>	<b>704Y4=160</b>
<b>For vice</b>	704B1=120	704B1=140	704B1=160
<b>Material</b>	Plastic		
<b>Weight/pair</b>	0.5 kg		



### 704Y13=\* Protective vice jaw

<b>Article number</b>	<b>704Y13=120</b>	<b>704Y13=140</b>	<b>704Y13=160</b>
<b>Version</b>	Magnetic for easy attachment to the vice jaws		
<b>Material</b>	Textile fibre (fibre, hard)		
<b>Width</b>	<b>120 mm</b>	<b>140 mm</b>	<b>160 mm</b>
<b>Weight</b>	0.2 kg		
<b>Scope of delivery</b>	one pack contains two pieces		



### 704Y40 Vice jaws for pyramid adapter

<b>Article number</b>	<b>704Y40</b>
<b>Version</b>	Openings on the side and top for holding prosthesis components with pyramid adapter, magnetic for easy attachment to the vice jaws
<b>Material</b>	Steel, galvanised
<b>Length</b>	100 mm
<b>Weight</b>	0.94 kg
<b>To be used for</b>	Horizontal or vertical clamping of pyramid adapters



### 704Y700 Vice lift with floor column

<b>Article number</b>	<b>704Y700</b>
<b>Equipment</b>	Includes mounting materials for bolting to floor and workbench, height-adjustable and rotating mounting plate; pre-drilled
<b>Dimensions WxDxH</b>	185 x 210 x 880-1,070 mm
<b>Suitable for workbenches with a work surface height of</b>	850 mm and 890 mm
<b>Height adjustment range</b>	880 - 1,070 mm
<b>Material</b>	Steel
<b>Weight</b>	12.5 kg
<b>Colour</b>	Light grey (RAL 7035)
<b>To be used for</b>	Mounting on the workbench, as freestanding version only with 704Y300 Floor plate
<b>Optional accessories</b>	704Y300 Floor plate - Steel, galvanised, 320 x 320 x 10 mm



## 704Y1 Vice lift

<b>Article number</b>	<b>704Y1</b>
<b>Version</b>	With gas spring, height-adjustable and rotatable mounting plate for vice, pre-drilled, incl. mounting materials
<b>Height-adjustable</b>	220 mm
<b>For vice</b>	704B1=140, 704B1=140-1.2
<b>Weight</b>	13.2 kg
<b>Colour</b>	Blue



## Tools for work with plaster

### 21B34 Stockinette straps

<b>Article number</b>	<b>21B34</b>
<b>Version</b>	Rubber strap with clips
<b>Length</b>	120 cm
<b>Weight</b>	0.09 kg
<b>To be used for</b>	Securing the stockinette during plaster casting



### 754B1 Plaster cup

<b>Article number</b>	<b>754B1</b>
<b>Material</b>	Rubber
<b>Filling quantity</b>	0.5 kg
<b>Weight</b>	0.15 kg



### 756G1=\* Plaster spatula

Article number	756G1=12	756G1=16	756G1=20
<b>Version</b>	One side pointed oval, one side flat, plastic-coated grip		
<b>Blade width</b>	12 mm	16 mm	20 mm
<b>Weight</b>	0.03 kg	0.04 kg	0.05 kg



### 756G2=50 Plaster trowel

<b>Article number</b>	<b>756G2=50</b>
<b>Equipment</b>	With wooden handle
<b>Blade width</b>	50 mm
<b>Weight</b>	0.15 kg




1



### 756G4 Plaster scoop

<b>Article number</b>	<b>756G4</b>
<b>Length with handle</b>	270 mm
<b>Material</b>	Chrome-nickel stainless steel
<b>Ø</b>	90 mm
<b>Capacity</b>	500 ml
<b>Weight</b>	0.31 kg

4



### 756G3 Plaster stirrer

<b>Article number</b>	<b>756G3</b>
<b>Material</b>	Rust-proof stainless steel
<b>Length</b>	500 mm
<b>Maximum Ø</b>	60 mm
<b>Weight</b>	0.27 kg


7



### 716G1 / 716G2 Plaster smoothing tool

<b>Article number</b>	<b>716G1</b>	<b>716G2</b>
<b>Version</b>	Flat	Round
<b>Equipment</b>	with 716Z1 replaceable blade	With 716Z2 replaceable blade
<b>Working length</b>	280 mm	300 mm
<b>Weight</b>	0.24 kg	0.15 kg
<b>Consumables</b>	716Z1 Replacement blade	716Z2 Replacement blade

12



### 649G22=\* Grit cloth

<b>Article number</b>	<b>649G22=100</b>	<b>649G22=180</b>
<b>Length</b>	280 mm	
<b>Width</b>	230 mm	
<b>Grit</b>	100	180
<b>To be used for</b>	For surface finishing for plastering in sheet format	

15

16



### 704G7 Plaster cast tube retainer

<b>Article number</b>	<b>704G7</b>
<b>Equipment</b>	four adapters with diameters 16 mm, 21 mm, 26 mm and 36 mm
<b>Dimensions WxDxH</b>	119 x 55 x 130 mm
<b>Material</b>	Stainless steel
<b>Weight</b>	1.4 kg
<b>To be used for</b>	Plaster modelling without securing the plaster model with jaw clamps or ring clamps; for various tube diameters

☛ Plaster models weighing up to 40 kg can be processed with the plaster cast tube retainer.

## Tools for processing silicone

### 89M2 Mixing block

<b>Article number</b>	<b>89M2</b>
<b>Equipment</b>	Block made of plasticised cardboard
<b>Weight</b>	0.240 kg
<b>To be used for</b>	Mixing Maxosil and Detasil



### 89G1 / 89G2 Spatula

Article number	89G1	89G2
<b>Version</b>	Lecron spatula	TK thomaspunt
<b>Weight</b>	0.013 kg	0.02 kg
<b>To be used for</b>	Modelling wax and silicone	



### 89G3 Processing roller

<b>Article number</b>	<b>89G3</b>
<b>Weight</b>	0.03 kg
<b>To be used for</b>	Processing Chlorosil



### 89G9 / 89G10 / 89G11 Spatula

Article number	89G9	89G10	89G11
<b>Version</b>	Spatula for alginate	Silicone spatula, large	Silicone spatula, small
<b>Weight</b>	0.2 kg	0.03 kg	0.02 kg
<b>To be used for</b>	Mixing and applying Alginate	Mixing liquid silicones (Maxosil, Detasil etc.)	Modelling Chlorosil, mixing acrylics



### 89S1 Scalpel holder

<b>Article number</b>	<b>89S1</b>
<b>Weight</b>	0.025 kg
<b>Consumables</b>	89Y1 Scalpel blades - small blade, 100 pc.



1  
2  
3  
4  
5  
6  
7  
8  
9  
10  
11  
12  
13  
14  
15  
16  
17  
18  
19



### 89S10 Scissors, small, curved

<b>Article number</b>	<b>89S10</b>
<b>Version</b>	With micro-teeth on the lower blade
<b>Weight</b>	0.025 kg
<b>To be used for</b>	Specially suited for cutting silicone

### 89Z1 / 799P1 / 799P2 Tweezers



Article number	89Z1	799P1	799P2
<b>Version</b>	With unwound, toothed tip		
<b>Length</b>		120 mm	155 mm



### 89S2 Wax knife

<b>Article number</b>	<b>89S2</b>
<b>Weight</b>	0.03 kg
<b>To be used for</b>	Modelling wax and silicone



### 89X1 / 89X2 Bunsen burner/ Alcohol burner

Article number	89X1	89X2
<b>Version</b>	Bunsen burner	Alcohol burner
<b>Weight</b>	0.14 kg	0.06 kg
<b>To be used for</b>	Modelling wax in maxillo-facial prosthetics and epithetics	Selectively heating wax



### 89L1 Silicone mixing cup

<b>Article number</b>	<b>89L1</b>
<b>Weight</b>	0.006 kg
<b>To be used for</b>	Mixing and colouring acrylics for fingernails and toenails

## Shoemaker's tools



### 799A4=\* Edge beveler

Article number	799A4=1	799A4=2
<b>Version</b>	Interchangeable	
<b>Equipment</b>	With wooden handle	
<b>Length</b>	200 mm	
<b>Cutting width</b>	1 and 3 mm	2 and 4 mm
<b>Weight</b>	0.065 kg	

## 799A3=1 Wood creaser

<b>Article number</b>	<b>799A3=1</b>
<b>Version</b>	With bone pad
<b>Length</b>	205 mm
<b>Weight</b>	0.07 kg



## 799A5 Folding stick

<b>Article number</b>	<b>799A5</b>
<b>Version</b>	Bone, straight
<b>Length</b>	Approx. 170 mm
<b>Weight</b>	0.03 kg



## 723Z1 Pricker

<b>Article number</b>	<b>723Z1</b>
<b>Equipment</b>	With round blade and plastic handle
<b>Material</b>	CV steel
<b>Ø</b>	6 mm
<b>Blade length</b>	85 mm
<b>Weight</b>	0.08 kg




## 722H3 / 722H5 Awl handle

Article number	722H3	722H5
<b>Version</b>	Awl handle	Sewing awl handle
<b>Equipment</b>	With brass insert, Wasse patent	With beech handle, hexagon nut, impact ring
<b>Length</b>	105 mm	110 mm
<b>Weight</b>	0.03 kg	0.07 kg



## 723A2=\* / 723A3=\* Awls

Article number	723A2=50	723A2=60	723A3=50	723A3=60	723A3=70
<b>Version</b>	Saddler's awl		Round awl (stitching awl)		
<b>Length</b>	50 mm	60 mm	50 mm	60 mm	70 mm
<b>Weight</b>	0.002 kg		0.001 kg	0.002 kg	0.003 kg
<b>Version</b>	Four edges				



## 723H3=\* Saddler's needle, round

Article number	723H3=54	723H3=60	723H3=70
<b>Length</b>	54 mm	60 mm	70 mm
<b>Weight</b>	0.007 kg	0.01 kg	0.02 kg
<b>Scope of delivery</b>	25 pc.		



1

2

3

4

5

6

7

8

9

10

11

12

13

14

15

16

17

18

19

1



### 756L4=\* Boot widener

Article number	756L4=1	756L4=2
Version	One-piece	Two-piece
Equipment	With set of lasts and attachments	
Weight	15 kg	30 kg
Scope of delivery	1 set of lasts	2 sets of lasts

2

3



4

5



### 756L50 Work stand

Article number	756L50
Equipment	With three lasts, vibration-damping base, chrome-plated rod
Weight (net)	25 kg
Height x Ø	1.030 x 250 mm

6

7

8



### 735A6 Tripod

Article number	735A6
Material	Malleable iron
Weight	2 kg
Colour	Blue

9

10

11



### 701A3 Fixing device for lacing plate

Article number	701A3
Weight	2.5 kg

12

13

## Taking impressions

14



### 743P2=\* Footprint tracer

Article number	743P2=1	743P2=2
Equipment	Two plastic trays, rubber plate (in metal frame) swivels to two sides	
To be used for	Recording footprints for creating custom insoles and orthopaedic shoes	
Scope of delivery	50x footprint sheets, 1x contour pencil, 10x protective sheets for foot hygiene, 1x paint roller, 1x stamping ink	
Version	<b>Complete set with impression rubber with linen finish (smooth)</b>	<b>Complete set with coarse grid impression rubber</b> (in contrast to 743P2=1, the pressure distribution is illustrated by grid points with more or less pronounced markings)
Consumables	647F7 Footprint sheets, two-sided 743Y38 Contour tracer 743Y36 Paint roller 635S1 Stamping ink, blue	

15

16




17

18

19

## 647F33 Orthotrack

<b>Article number</b>	<b>647F33</b>
<b>Version</b>	Pressure load code on a separate side for rapid and precise analysis
<b>To be used for</b>	Pressure imprint system for static and dynamic imprints
<b>Scope of delivery</b>	100 hygienic single-use sheets



## 743Z6 Heider foot measurement device

<b>Article number</b>	<b>743Z6</b>
<b>Material</b>	Plastic
<b>Length</b>	335 mm
<b>Weight</b>	0.1 kg
<b>To be used for</b>	Determining shoe size



## Screw press

### 701A1 Screw press


<b>Article number</b>	<b>701A1</b>
<b>Version</b>	Stable
<b>Height</b>	300 mm
<b>Material</b>	Cast steel
<b>Working radius</b>	110 mm
<b>Weight</b>	6 kg
<b>To be used for</b>	Inserting eyelets and hooks
<b>Optional accessories</b>	702A1=1 Eyelet insertion plunger, 1 set = upper and lower parts, for eyelets 515B1 702A1=2 Eyelet insertion plunger, 1 set = upper and lower parts, for eyelets 515B2 702A2=1 Hook insertion plunger, 1 set = upper and lower parts 702A6 Snap-fastener insertion plunger, 1 set = 2 upper and 2 lower parts 702A5 Hollow rivet insertion plunger, 1 set = upper and lower parts



## Revolving eyelet machine

### 701A2 Revolving eyelet machine

<b>Article number</b>	<b>701A2</b>
<b>Equipment</b>	Complete with 10 tools
<b>Height</b>	390 mm
<b>Weight</b>	7 kg
<b>To be used for</b>	Inserting various eyelets
<b>Spare parts</b>	702A9=1 Eyelet plunger – small, 1 set = upper and lower parts 702A9=2 Eyelet plunger – medium, 1 set = upper and lower parts 702A9=3 Eyelet plunger – large, 1 set = upper and lower parts 702A9=8-3 Punching tube, Ø 3 mm 702A9=8-4.5 Punching tube, Ø 4.5 mm 702A9=8-6 Punching tube, Ø 6 mm 702A9=8 Brass anvil



## Machines for leather processing



### 756L1 Leather splitting and flattening machine

<b>Article number</b>	<b>756L1</b>
<b>Version</b>	Precise parallel guiding via rollers and gear transmission, work surface width up to 140 mm, splitting and flattening thickness 2-8 mm
<b>Dimensions WxDxH</b>	470 x 250 x 440 mm
<b>Footprint</b>	240 x 300 mm
<b>Weight</b>	25 kg
<b>To be used for</b>	Materials such as leather, rubber or plastic

## Cutting devices



### 756L9 / 756L10 Cutter

Article number	756L9	756L10
<b>Version</b>	Ottobock cutter	Liner trimmer
<b>Cutting height</b>	6 mm	
<b>Cutting width</b>	50 mm	
<b>Weight</b>	1.56 kg	2.9 kg
<b>To be used for</b>	Cutting silicone and PU liners: rounded cutting edges, liners will not tear on the cutting edge, to mount on workbench tops up to 50 mm thick	Trimming and bevelling the proximal end of gel liners in one work step. The liner trimmer leaves a smooth edge.
<b>Spare parts</b>	756Y49 Spare knife	756Y84 Spare knife



### 756L11 / 756L3 Cutting machine

Article number	756L11	756L3
<b>Version</b>	Cutting machine	Leather sharpening and cutting machine
<b>Equipment</b>	With long arm, cutting width up to 230 mm	With long arm and frame pressing device, cutting width up to 190 mm, max. splitting and sharpening width 30 mm
<b>Dimensions WxDxH</b>	580 x 200 x 350 mm	560 x 200 x 550 mm
<b>Material</b>	Steel	
<b>Footprint</b>	140 x 190 mm	130 x 190 mm
<b>Weight</b>	18 kg	20 kg
<b>Colour</b>	Grey	
<b>To be used for</b>	Cutting orthopaedic materials	Processing all types of leather, rubber and other materials

• 756L8=220 Universal cutting machine, electric page 152



## 756L2 Leather sharpening and cutting machine

<b>Article number</b>	<b>756L2</b>
<b>Version</b>	Cutting width up to 70 mm, max. splitting and sharpening width 30 mm
<b>Equipment</b>	With adjustable protective cap to protect the leather upper and frame from damage
<b>Dimensions WxDxH</b>	260 x 340 x 360 mm
<b>Footprint</b>	150 x 150 mm
<b>Weight</b>	15 kg
<b>To be used for</b>	Processing leather, rubber and other materials



## Metal shears

### 719B2 Ideal metal shears

<b>Article number</b>	<b>719B2</b>
<b>Version</b>	PVC-coated handles
<b>Material</b>	Stainless steel, tempered
<b>Length</b>	260 mm
<b>Weight</b>	0.5 kg
<b>To be used for</b>	Can be used as punching shears, pattern shears and plate shears



### 719B6 Hand-lever metal shears

<b>Article number</b>	<b>719B6</b>	<b>719B6=1.1</b>
<b>Equipment</b>	Body made of steel, one blade for sheet metals, one blade for round bar steel	
<b>Weight (net)</b>	19 kg	
<b>Blade length</b>	180 mm	
<b>Length of hand lever</b>	990 mm	
<b>Weight</b>	24,5 kg	
<b>Colour</b>	Brown	Light grey (RAL 7035)
<b>To be used for</b>	Sheet steel up to 6 mm thick, cutting performance for flat steel up to 70 x 7 mm and round bar steel up to 13 mm diameter	
<b>Consumables</b>	719Y2=6 Replacement blade set (upper and lower blade) – To be used for: Cutting sheet metal 719Y3=6 Spare knife – To be used for: cutting round bar steel	
<b>Optional accessories</b>	719Y40 Base frame - Steel construction, height 670 mm, incl. 2 rollers	



# Scissors

## 719G1 / 719G2 / 719G4 Plaster scissors



Article number	719G1	719G2	719G4
Version		Lower blade toothed	Smooth blade
Material	Stainless steel		
Length	220 mm	240 mm	210 mm
Weight	0.2 kg	0.25 kg	0.23 kg



## 706G1=\* Plaster cast cutter

Article number	706G1=260	706G1=370
Material	Stainless steel	
Length	260 mm	370 mm
Weight	0.46 kg	1.065 kg

## 719L1 / 719L2 / 719L5 / 719L6=1 Leather scissors



Article number	719L1	719L2	719L5	719L6=1
Version	Curved, with toothed blade, painted handles	Straight, with toothed blades, painted handles	Toothed blades, painted handles	Smooth blade
Material	Forged steel			Forged steel, nickel-plated
Length	230 mm		220 mm	Approx. 180 mm
Weight	0.34 kg		0.37 kg	0.13 kg
To be used for				Upper leather



## 719S4=\* / 719S5 Scissors

Article number	719S4=210	719S4=235	719S4=260	719S5
Version	Dressmaker's shears			Pinking shears
Material	Crucible steel			
Length	210 mm	235 mm	260 mm	220 mm
Weight	0.18 kg	0.24 kg	0.34 kg	0.15 kg
Version	Painted handles, heavy duty quality			Forged, nickel-plated blades, black painted handles

## 719S6=\* Bandage scissors



Article number	719S6=1	719S6=2	719S6=3
Version	Straight	Curved	Curved open
Length	130 mm		
Weight	0.035 kg	0.037 kg	0.039 kg

## 719G3 Bandage scissors

Article number	719G3
Version	With excentric lock, lower blade toothed
Material	Stainless steel
Length	160 mm
Weight	0.065 kg



## 719Z1 Backstitch scissors

Article number	719Z1
Version	Nickel-plated, straight tip
Length	115 mm
Weight	0.05 kg



## 719S7 / 719S20 / 719S21 Scissors

Article number	719S7	719S20	719S21
Version	Sizing scissors	Scissors for synthetic fibres	Aramid scissors
Material	Crucible steel, plastic handles		Stainless steel, plastic handle
Length	230 mm	210 mm	200 mm
Weight	0.145 kg	0.2 kg	0.14 kg
To be used for	Cutting silicone liners	Cutting TF Adapt liners, liners with textile coating	Heavy aramids
Version			Edge micro-serrated on both sides, curved, Botec cut, soft rubber insert



## 89S10 Scissors, small, curved

Article number	89S10
Version	With micro-teeth on the lower blade
Weight	0.025 kg
To be used for	Specially suited for cutting silicone



## Knives



### 718G1 Plaster knife

<b>Article number</b>	<b>718G1</b>
<b>Material</b>	Stainless steel
<b>Length</b>	180 mm
<b>Weight</b>	0.115 kg



### 718H2 / 718H4 / 718H6 Knives

<b>Article number</b>	<b>718H2</b>	<b>718H4</b>	<b>718H6</b>
<b>Version</b>	Saddler's knife	Half-moon knife	Quartermoon knife
<b>Equipment</b>	Wooden handle with brass collar		
<b>Blade length</b>	125 mm	160 mm	100 mm
<b>Weight</b>	0.08 kg	0.125 kg	0.1 kg
<b>Version</b>	With curved back		



### 718H7 / 718H8 Leather knife

<b>Article number</b>	<b>718H7</b>	<b>718H8</b>
<b>Version</b>	Tapered blade	Triangular tapered blade
<b>Equipment</b>	Wooden handle with brass collar	
<b>Blade length</b>	125 mm	
<b>Weight</b>	0.07 kg	



### 718H9 / 718H10 Shoemaker's knife

<b>Article number</b>	<b>718H9</b>	<b>718H10</b>
<b>Version</b>	Triangular blade	Blade bent open slightly, rounded
<b>Equipment</b>	Handle with plastic coating	
<b>Length</b>	230 mm	
<b>Weight</b>	0.06 kg	0.05 kg



### 799S5=\* Edge knife

<b>Article number</b>	<b>799S5=L</b>	<b>799S5=R</b>
<b>for</b>	Left-handed people	Right-handed people
<b>Version</b>	Blade bent open slightly, wooden handle	
<b>Length</b>	160 mm	
<b>Weight</b>	0.04 kg	

### 718H1 Felt knife

<b>Article number</b>	<b>718H1</b>
<b>Equipment</b>	Wooden handle
<b>Blade length</b>	120 mm
<b>Weight</b>	0.03 kg



1

2

3

### 756L6 Strap cutting machine

<b>Article number</b>	<b>756L6</b>
<b>Version</b>	Replaceable cutter
<b>Material</b>	Brass
<b>Cutting width</b>	Up to 150 mm
<b>Weight</b>	0.87 kg
<b>Consumables</b>	718H11 Cutter



4

5

6

### 718S2 / 718H5 Deburring knife

Article number	718S2	718H5
<b>Version</b>	Deburring knife	
<b>Material</b>	Plastic magazine handle	
<b>Length</b>		160 mm
<b>Weight</b>	0.08 kg	0.05 kg
<b>To be used for</b>	Plastics and metals	Plastics
<b>Version</b>	Movable and replaceable blade, blade holder extends 100 mm	With protective cape, replaceable blade, plastic-coated handle
<b>Consumables</b>	718Y2 Replacement blades, scope of delivery 1 pack = 10 pc.	718Y130 Replacement blades, scope of delivery 1 pack = 100 pc.



7

8

9

10

11

### 718H3 / 718H13=\* Sizing knife

Article number	718H3	718H13=1	718H13=2
<b>Version</b>	Adjustable from 45 to 120 mm	Replaceable blade	
<b>Equipment</b>	Wooden handle	With holder	
<b>Version</b>		Without pin	With pin
<b>Blade length</b>	170 mm		
<b>Length</b>		160 mm	170 mm
<b>Weight</b>	0.07 kg	0.04 kg	0.045 kg
<b>Consumables</b>		718Y4 Replacement blade	



13

14

15

16

### 718H12 Fuchs draw knife

<b>Article number</b>	<b>718H12</b>
<b>Material</b>	Steel blade, wooden handle
<b>Length</b>	250 mm
<b>Width</b>	25 mm
<b>Weight</b>	0.5 kg




17

18

19

1  
2  
3  
4  
5  
6  
7  
8  
9  
10  
11  
12  
13  
14  
15  
16  
17  
18  
19



### 749A3 Sharpening stone

<b>Article number</b>	<b>749A3</b>
<b>Dimensions LxWxH</b>	150 x 50 x 25 mm
<b>Version</b>	One coarse and one fine side
<b>Material</b>	Corundum
<b>Weight</b>	0.48 kg
<b>Use</b>	Dry, with oil, paraffin or water



### 749A4 Sharpening steel

<b>Article number</b>	<b>749A4</b>
<b>Version</b>	Magnetic
<b>Length</b>	320 mm
<b>Weight</b>	0.165 kg

## Tube cutter



### 704Y14=\* Cutting device for pipes

<b>Article number</b>	<b>704Y14=22</b>	<b>704Y14=30</b>	<b>704Y14=34</b>
<b>Material</b>	Stainless steel		
<b>Inner Ø</b>	22 mm	30 mm	34 mm
<b>To be used for</b>	For clamping into the vice, for cutting pipes with a handsaw		



### 719R5 Tube cutter

<b>Article number</b>	<b>719R5</b>
<b>Version</b>	Especially compact and handy design, cutting wheel for especially long service lives and especially suitable for stainless steel
<b>Equipment</b>	Integrated deburring knife, replacement cutting wheel in the handle, interchangeable cutting wheel
<b>Length</b>	185 mm
<b>Weight</b>	0.47 kg
<b>To be used for</b>	For trimming and deburring stainless steel tubes, suitable for tubes with diameters 3 - 35 mm
<b>Spare parts</b>	719Y25 Cutting wheel and pins



### 718R1 Tube deburring device

<b>Article number</b>	<b>718R1</b>
<b>Diameter</b>	40 mm
<b>Weight</b>	0.028 kg
<b>To be used for</b>	For interior and exterior

## Handsaws

### 708S4 Fine cut saw, straight

<b>Article number</b>	<b>708S4</b>
<b>Material</b>	Swedish steel
<b>Blade length</b>	250 mm
<b>Weight</b>	0.25 kg
<b>To be used for</b>	Nonferrous metal, plastic, wood



### 708S3 Metal hacksaw frame

<b>Article number</b>	<b>708S3</b>
<b>Material</b>	Steel, plastic handle
<b>Weight</b>	0.82 kg
<b>To be used for</b>	300 mm long hacksaw blades



## Accessories for 708S3 Metal hacksaw frame

### 708M2 / 708M4 / 708M5 Metal saw blade



Article number	708M2	708M4	708M5
<b>for</b>	708S3 Metal hacksaw frame		
<b>Version</b>	Two-sided	Single-sided	
<b>Material</b>	Steel, tungsten alloyed	Completely hardened steel	HSS, molybdenum alloyed
<b>Length</b>	300 mm		
<b>Tooth spacing</b>	24 teeth per inch		
<b>Weight</b>	0.045 kg	0.02 kg	
<b>To be used for</b>	For high-strength materials		


## Measuring tools

### 662M1 / 743E7=\* Folding ruler

Article number	662M1	743E7=H	743E7=L	743E7=P
<b>Version</b>	Load spreading rivets with deep embossed scale in black	1 mm spacing		
<b>Material</b>	Glass fibre reinforced plastic	Wood	Light metal	Polyamide
<b>Length</b>	1,000 mm	2,000 mm		
<b>Width</b>		16 mm	14 mm	15 mm
<b>Weight</b>		0.1 kg	0.16 kg	0.15 kg
<b>Colour</b>	White			



1



### 743B2 / 743B1 / 743B3 / 743B4 Measuring tape

2



3



4



5

Article number	743B2	743B1	743B3	743B4
Version	Measuring tape	Tailor's measuring tape	Shoe measuring tape	Spring-tensioned measuring tape
Equipment	Return run by pressing a button			
Material	Steel			
Length	2,000 mm	1,500 mm	600 mm	1,500 mm
Width	13 mm	20 mm	12 mm	
Weight	0.09 kg	0.016 kg	0.007 kg	
Version	1 mm spacing		Scale in cm, English sizes and stitches on both sides	Two-sided, cm both sides

6



### 743E8=\* / 743E9=\* Ruler

7



8

Article number	743E8=150	743E8=200	743E8=300	743E8=500	743E8=1000	743E9=500	743E9=1000
Version	Ruler, flexible					Ruler	
Material	Spring band steel					Stainless steel	
Length	150 mm	200 mm	300 mm	500 mm	1,000 mm	500 mm	1,000 mm
Width	13 mm			18 mm		30 mm	
Thickness						2 mm	
Weight	0.01 kg		0.015 kg	0.025 kg	0.05 kg	0.49 kg	0.98 kg
Version	1 mm spacing						

9



### 743W3=\* Steel square, 90°

11

Article number	743W3=1	743W3=2	743W3=3	743W3=4
Material	steel, galvanised			
Side piece length	150 x 100 mm	200 x 130 mm	150 x 100 mm	200 x 130 mm
Stop	Without stop		With stop	
Weight	0.17 kg	0.24 kg	0.375 kg	0.34 kg

12

13



### 743S3 / 743S4 Vernier callipers

14



15

Article number	743S3	743S4
Version	Chromed matt graduation and Vernier scale, lower division in mm, upper division in inches	With tips and offset beak ends, lower scale in mm and upper scale in inches
Material	Stainless steel	Special steel, chrome-plated
Measurement range	150 mm	250 mm
Vernier scale	1/20 mm	1/10 mm and 1/20 mm combined
Weight	0.137 kg	0.33 kg

16

17



### 743T2 Spring gauge (dixieme gauge)

18

Article number	743T2
Version	1/10 mm spacing
Material	Steel, brass scale
Measurement range	0-15 mm
Weight	0.06 kg

19




## 743E5=\* Socket measuring device

Article number	743E5=1	743E5=2	743E5=3
For socket	Thigh		Lower leg
Spacing	cm	Inches	cm
Weight	1.035 kg		0.95 kg
Spare parts	743X1=1 Measuring tape, 700 mm		743X1=3 Measuring tape, 400 mm



## 743S1=\* Ottobock diameter

Article number	743S1=40	743S1=60	743S1=H	743S1=S
for			743G5 HIP-Cast plaster device	743G1 SIT-Cast plaster device
Measurement range	400 mm	600 mm	400 mm	600 mm
Weight	0.45 kg	0.5 kg	0.48 kg	0.53 kg



## 743S10 Callipers

Article number	743S10
Measurement range	30 mm - 500 mm
To be used for	Callipers used to determine the length of the residual limb from the ischial tuberosity to the residual limb end



## 662M4 / 743W2 / 743W8 Goniometer

Article number	662M4	743W2	743W8
Version	Ottobock goniometer	Goniometer	Adjustable goniometer
Dimensions WxDxH			250 x 20 x 125 mm
Material		Plastic	
Side piece length		150 mm	
Weight	0.04 kg	0.02 kg	0.37 kg
Colour			Black
Version			Rotatable level, aluminium sole with inset magnets, handy, adjustable goniometer, rotation disc scale in degrees and mm/m



## 743T3 Pelvimeter

Article number	743T3
Material	Stainless steel
Measurement range	500 mm
Length	340 mm
Weight	0.28 kg



1



### 743Y32 / 743W4 Bubble level

Article number	743Y32	743W4
Version	Pelvic sprint level	Bubble level
Material	Aluminium	Light metal, Plexiglas
Length	330 mm	400 mm
Weight	0.26 kg	0.4 kg
To be used for	Checking length of leg	
Version	With plastic arm	With horizontal and vertical level

2

3



4

5

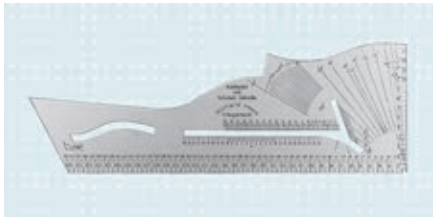


### 743Y31 Foot block set

Article number	743Y31
Dimensions WxH	320 x 150 mm
Material	Wood
Weight	3.44 kg
To be used for	Leg length compensation
Scope of delivery	6-part set (thicknesses: 5, 10, 15, 20, 25 and 30 mm)

6

7



### 743W5 Model angle

Article number	743W5
Version	"Fachschule Siebenlehn" system, double-sided
Material	Plastic
Length	400 mm
Weight	0.1 kg

8

9

10

## Compasses and scribing tools

11



### 742A5 Tracing wheel

Article number	742A5
Material	Plastic handle
Weight	0.03 kg

12

13

14



### 799Z1=150 Precision spring divider

Article number	799Z1=150
Equipment	Hardened tips
Length	150 mm
Weight	0.06 kg

15

16

17



### 743T4 Calliper compass


Article number	743T4
Equipment	With quadrant
Measurement range	120 mm
Length	200 mm
Weight	0.19 kg

18

19

## 742A2 / 742A3 Scriber

Article number	742A2	742A3
Version	Straight	One straight tip, one tip bent 90°
Material	Hardened steel	
Length	175 mm	250 mm
Weight	0.04 kg	0.06 kg



## 742A4 / 743E3 Height marking gauge


Article number	742A4	743E3
Version	Fine adjustment, carbide scribe, matt chrome-plated graduation and Vernier scale, precision according to DIN 862	With cm spacing
Material	Tool steel	Wood
Scribing height	Up to 300 mm	Up to 1,000 mm
Weight	1.7 kg	0.65 kg



## Parallel alignment devices and bending irons

### 743R6 Orthotic joint alignment set

Article number	743R6
Consisting of	<ul style="list-style-type: none"> <li>(a) 743Y55 alignment axis - Light metal -</li> <li>(b) 743Y70=80 parallel adapter, width 80 mm (standard) or 743Y70=50 parallel adapter, width 50 mm (accessory) - Light metal -</li> <li>(c) 743Y56=1 alignment adapter, for gear segment bars - Stainless steel -</li> <li>(d) 743Y56=2 alignment adapter with 12x7.6 pin flange - Stainless steel - and 501A1=12x7xM4 shoulder screw</li> <li>(e) 743Y56=3 alignment adapter with 14x9.6 pin flange - Stainless steel - and 501A1=14x9xM6 shoulder screw</li> <li>(f) 743Y56=4 alignment adapter with M4 and M6 thread retainer and 501A12=3 shoulder screw - Stainless steel -</li> <li>(g) 743Y72 Allen screw with collar</li> <li>(h) 501A1=12x6xM4 shoulder screw for 743Y56=2 alignment adapter</li> <li>(i) 501A1=12x8xM6 size 3 shoulder screw for alignment adapter</li> <li>(j) 709S10=2.5 Allen key</li> <li>(k) Shoulder screws: 30Y89, 30Y248=20, 30Y248=14-16, 30Y248=12</li> </ul>
Weight	1 kg
To be used for	As an aid for lower limb orthosis fabrication, suitable for the "structural orthosis fabrication" technique according to a drawing and for the lamination resin and deep-drawing techniques according to a plaster model




## Accessories for 743R6 Orthotic joint alignment set

### 743Y47=\* Locating bolt

Article number	743Y47=1	743Y47=2
For system width	16 mm	20 mm
for	Alignment adapter: 743Y56=* System knee joints: 17B36, 17B48, 17B90, 17B17, 17B16	
Material	Stainless steel	
To be used for	Attaching system knee joints for 743Y56=* Alignment adapter	



## 1 Parallel alignment devices and bending irons



### 743Y46 Positioning aid

<b>Article number</b>	<b>743Y46</b>
<b>for</b>	743Y56=* alignment adapter
<b>Version</b>	Threaded width adjustment
<b>Material</b>	Stainless steel
<b>To be used for</b>	Positioning aid for aligning 743Y56=* Alignment adapters



### 743Y48 Adapter sleeve

<b>Article number</b>	<b>743Y48</b>
<b>for</b>	743Y56=* alignment adapter 743Y55 alignment axis
<b>Material</b>	Rigid foam
<b>Length</b>	290 mm
<b>To be used for</b>	Attaching the 743Y56 alignment adapter in the plaster positive, the adapter sleeves are slid onto the 743Y55 alignment axis and positioned in the plaster negative
<b>Scope of delivery</b>	4 pc.



### 743R3 / 743R5 Parallel alignment tool

<b>Article number</b>	<b>743R3</b>	<b>743R5</b>
<b>Material</b>	Nickel-plated	
<b>For slot widths</b>	4 and 5 mm	5 mm
<b>Weight</b>	0.37 kg	
<b>To be used for</b>	Adjusting and securing lower leg joint bars	Adjusting and securing double joint bars



### 711S1=\* / 711S4=\* / 711S5 Bending iron

<b>Article number</b>	<b>711S1=6X4</b>	<b>711S1=8X6</b>	<b>711S1=9X7</b>	<b>711S4=3X3.5</b>	<b>711S4=6X4</b>	<b>711S4=8X6</b>	<b>711S5</b>
<b>Version</b>	Straight jaws			Rounded jaws			Round jaws
<b>Material</b>	CV steel						
<b>Jaw opening</b>	4 and 6 mm	6 and 8 mm	7 and 9 mm	3 and 3.5 mm	4 and 6 mm	6 and 8 mm	4 and 6 mm
<b>Length</b>	245 mm						310 mm
<b>Weight</b>	0.35 kg	0.33 kg	0.325 kg	0.35 kg			0.55 kg



### 711S3 Bending iron

<b>Article number</b>	<b>711S3</b>
<b>Version</b>	Half-round bar profile, moulded jaws
<b>Material</b>	Tool steel, high-alloyed
<b>For bar widths</b>	16 and 20 mm
<b>Length</b>	500 mm
<b>Weight</b>	1.42 kg
<b>To be used for</b>	Bending over the upper edge of Ottobock system bars

## 711S2 Bending pusher set

<b>Article number</b>	<b>711S2</b>
<b>Material</b>	Steel
<b>Package contents</b>	3 pc.
<b>Weight</b>	0.245 kg
<b>To be used for</b>	Use in vice
<b>Scope of delivery</b>	3 pc.



## Screwdrivers

## 710H30 Kraftform screwdriver set

<b>Article number</b>	<b>710H30</b>
<b>for</b>	Slotted and Phillips recess screws, TORX® socket screws, Allen head screws
<b>Version</b>	In folding pouch that attaches to a belt
<b>Scope of delivery</b>	12-piece set: Phillips screwdrivers: 1 x PH 00x60; 1 x PH 0x60 TORX® screwdrivers: 1 x TX 5x40; 1 x TX 6x40 Slotted screwdrivers: 1 x 1.5x40; 1 x 1.8x60; 1 x 2.0x60; 1 x 2.5x80; 1 x 3.0x80 Allen wrenches: 1 x 0.9x40; 1 x 1.5x60; 1 x 2x60



## 710H20=\* Slotted screwdriver

<b>Article number</b>	<b>710H20=</b>	<b>710H20=</b>	<b>710H20=</b>	<b>710H20=</b>	<b>710H20=</b>	<b>710H20=</b>	<b>710H20=</b>
	<b>3</b>	<b>4</b>	<b>5</b>	<b>6</b>	<b>7</b>	<b>8</b>	<b>10</b>
<b>for</b>	Slotted screws						
<b>Blade width</b>	3 mm	4 mm	5 mm	6 mm	7 mm	8 mm	10 mm
<b>Blade length</b>	80 mm	100 mm		125 mm	150 mm	175 mm	200 mm
<b>Version</b>	<b>Blade:</b> Round blade, Lasertip point <b>Handle:</b> Kraftform handle, hexagon roll protection						



- 710H20=3 Slotted screwdriver without Lasertip point.

## 710H70=\* Slotted screwdriver with striking cap and hexagon driver

<b>Article number</b>	<b>710H70=</b>	<b>710H70=</b>	<b>710H70=</b>	<b>710H70=</b>	<b>710H70=</b>	<b>710H70=</b>	<b>710H70=</b>
	<b>3.5</b>	<b>4.5</b>	<b>5.5</b>	<b>7</b>	<b>9</b>	<b>10</b>	<b>12</b>
<b>for</b>	Slotted screws						
<b>Blade width</b>	3,5 mm	4,5 mm	5,5 mm	7 mm	9 mm	10 mm	12 mm
<b>Blade length</b>	80 mm	90 mm	100 mm	125 mm	150 mm	175 mm	200 mm
<b>Version</b>	<b>Blade:</b> Continuous hexagon blade, hexagon driver, Black Point tip <b>Handle:</b> Kraftform handle, hexagon roll protection, striking cap						



- 710H70=3.5 Slotted screwdriver without continuous hexagon blade, striking cap and hexagon driver

1  
2  
3  
4  
5  
6  
7  
8  
9  
10  
11  
12  
13  
14  
15  
16  
17  
18  
19



### 710H60=\* Slotted screwdriver, wood, with striking cap

Order example

<b>Reference number</b>	=	<b>Blade width</b>
<b>710H60</b>	=	4.5

<b>Reference number</b>	<b>710H60=*</b>
<b>for</b>	Slotted screws
<b>Blade width</b>	3.5 mm, 4.5 mm, 5.5 mm, 7 mm, 9 mm, 10 mm, 12 mm, 14 mm
<b>Version</b>	<b>Blade:</b> Continuous round blade, hexagon driver, Black Point tip <b>Handle:</b> Beech wood with leather cap (striking cap)



### 710Z10 Screwdriver set

<b>Article number</b>	<b>710Z10</b>
<b>for</b>	Slotted and Phillips recess screws
<b>Scope of delivery</b>	6-piece set: Phillips screwdrivers: 1 x PH 1x90; 1 x PH 2x100 Slotted screwdrivers: 1 x 3.5x90; 1 x 4.5x90; 1 x 5.5x100; 1 x 7.0x125
<b>Version</b>	<b>Blade:</b> Continuous round blade, hexagon driver, Black Point tip <b>Handle:</b> Beech wood with leather cap



### 710H80 Phillips screwdriver

<b>Article number</b>	<b>710H80</b>
<b>Size</b>	PH 1
<b>for</b>	Phillips recess screws
<b>Blade length</b>	25 mm
<b>Version</b>	<b>Blade:</b> Round blade, striking cap, Black Point tip <b>Handle:</b> Kraffform handle, hexagon roll protection



### 710H90 Phillips offset screwdriver

<b>Article number</b>	<b>710H90</b>
<b>Size</b>	PH 1 and PH 2
<b>for</b>	Phillips recess screws
<b>Length</b>	125 mm



### 710H50=\* Phillips screwdriver

<b>Article number</b>	<b>710H50=0</b>	<b>710H50=1</b>	<b>710H50=2</b>
<b>Size</b>	PH 0	PH 1	PH 2
<b>for</b>	Phillips recess screws		
<b>Blade length</b>	60 mm	80 mm	100 mm
<b>Version</b>	<b>Blade:</b> Round blade, Lasertip point <b>Handle:</b> Kraffform handle, hexagon roll protection		

⦿ 710H50=0 Phillips screwdriver without Lasertip point.

## 709S110=\* Ball head Allen wrench

Article number	709S110=2	709S110=3	709S110=4	709S110=5	709S110=6	709S110=8
<b>for</b>	Allen head screws					
<b>Key size</b>	2 mm	3 mm	4 mm	5 mm	6 mm	8 mm
<b>Blade length</b>	100 mm				125 mm	150 mm
<b>Version</b>	<b>Blade:</b> Hexagon blade, hexagon ball head, Black Point tip <b>Handle:</b> Kraftform handle, hexagon roll protection					



## 709S150=\* Allen wrench

Order example

**Reference number = Key size**

**709S150 = 2.5**

Reference number	709S150=*
<b>for</b>	Allen head screws
<b>Key size</b>	2 mm, 2.5 mm, 3 mm, 4 mm, 5 mm, 6 mm, 8 mm, 10 mm
<b>Blade length</b>	709S150=2, =2.5, =3, =4, =5, =6 - 100 mm 709S150=8 - 150 mm 709S150=10 - 200 mm
<b>Version</b>	<b>Blade:</b> Hexagon blade, Hex-Plus profile <b>Handle:</b> T-handle



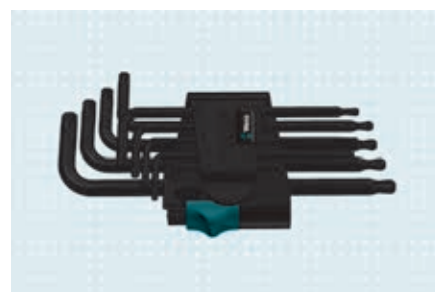
## 710Y120=\* T-handle TORX® screwdriver

Article number	710Y120=T10	710Y120=T25
<b>Size</b>	T10	T25
<b>for</b>	TORX® socket screws	
<b>Blade length</b>	100 mm	
<b>Version</b>	<b>Blade:</b> Round blade, Black Point tip <b>Handle:</b> T-handle	



## 709S530 TORX® key set

Article number	709S530
<b>for</b>	TORX® socket screws
<b>Scope of delivery</b>	9-piece set: - Without ball head on the long arm: 1 x TX 8x76; 1 x TX 9x79; 1 x TX 10x85 - With ball head on the long arm: 1 x TX 15x90; 1 x TX 20x96; 1 x TX 25x104; 1 x TX 27x112; 1 x TX 30x122; 1 x TX 40x132
<b>Version</b>	TORX® on the short arm, TORX® ball head on the long arm



## Allen wrench




### 709S16=\* Allen key set

<b>Article number</b>	<b>709S16=1</b>	<b>709S16=2</b>
<b>Version</b>	In folding holder	
<b>Material</b>	Nickel-plated CV-steel	
<b>Key size</b>	2.5/3/4/5/6/8 mm	2.5 / 3 / 4 / 5 / 6 / 8 / 10 mm
<b>Weight</b>	0.250 kg	0.350 kg



### 709S201 Allen key set, metric

<b>Article number</b>	<b>709S201</b>
<b>for</b>	Allen head screws
<b>Scope of delivery</b>	9-piece set: 1 x 1.5x90; 1 x 2.0x101; 1 x 2.5x112; 1 x 3.0x123; 1 x 4.0x137; 1 x 5.0x154; 1 x 6.0x172; 1 x 8.0x195; 1 x 10.0x224
<b>Version</b>	Metric, encased in tubing, hexagon ball head on the long arm, colour-coding, size labelling, Hex-Plus profile



### 709Z2 / 709Z4 Pin spanner

<b>Article number</b>	<b>709Z2</b>	<b>709Z4</b>
<b>Version</b>	Hardened tips, adjustment using conical screw	Forged, adjustable
<b>Material</b>	Wooden handle	
<b>Length</b>	220 mm	240 mm
<b>Weight</b>	0.160 kg	0.205 kg
<b>To be used for</b>	Two-hole nuts	
<b>Consumables</b>	709Y8 Tip	



### 799S3 Tack lifter

<b>Article number</b>	<b>799S3</b>
<b>Material</b>	Chrome-plated, wooden handle
<b>Length</b>	170 mm
<b>Weight</b>	0.080 kg



### 709Z6=1.8 Face pin wrench

<b>Article number</b>	<b>709Z6=1.8</b>
-----------------------	------------------



## Torque wrench

### 710D21 / 710D20 / 710D12 / 710D23 Torque wrench

Article number	710D21	710D20	710D12	710D23
<b>Version</b>	Torque screwdriver	Torque wrench		
<b>Equipment</b>	Numeric torque value display, click signal	Adjustable and readable torque value, includes calibration certificate		
<b>Measurement range</b>	0,3 - 1,2 Nm	1 - 25 Nm	2-12 Nm	20 - 100 Nm
<b>Total wrench length</b>	155 mm	291 mm	211 mm	405 mm
<b>Scope of delivery</b>	Without hexagon bits		Includes hex insert (bit) 710Y2=3, 710Y2=4, 710Y2=5	Without hexagon bits
<b>Version</b>	1/4" hexagon head drive	1/4" square drive	3/8" square drive	



### 710Y19 Connection piece

Article number	710Y19
<b>for</b>	1/4" hexagon bits according to DIN ISO 1173-C 6.3 and E 6.3
<b>To be used for</b>	710D20, 710D4, 710D12 Torque wrench
<b>Version</b>	Quick-release chuck for fast bit changes, chrome-vanadium



### 710Y21=\* / 710Y22=\* Hexagon bit



Article number	710Y21=2	710Y21=3	710Y21=4	710Y21=5	710Y21=6	710Y22=3	710Y22=4	710Y22=5	710Y22=6
<b>for</b>	Allen head screws								
<b>Equipment</b>	Hex-Plus								
<b>Material</b>	hard and tough, universal in application					Stainless steel			
<b>Key size</b>	2 mm	3 mm	4 mm	5 mm	6 mm	3 mm	4 mm	5 mm	6 mm
<b>Shaft length</b>	89 mm								
<b>To be used for</b>	710D20 Torque wrench with 710Y19 Connection piece 710D21 Torque wrench								
<b>Version</b>	1/4" hexagon to fit holder according to DIN ISO 1173-F 6.3								

1  
2  
3  
4  
5  
6  
7  
8  
9  
10  
11  
12  
13  
14  
15  
16  
17  
18  
19



### 710Y2=\* Hex bit

Article number	710Y2=3	710Y2=4	710Y2=5	710Y2=6	710Y2=8	710Y2=10
for	710D1 (old version), 710D4 710D12			710D1 (old version), 710D4		
Version	1/4" square drive					
Material	Chrome-vanadium					
Key size	3 mm	4 mm	5 mm	6 mm	8 mm	10 mm
Shaft length	30 mm	45 mm				
Torque	Max. permissible : 10.5 Nm	Max. permissible : 20 Nm	Max. permissible : 25 Nm	Max. permissible : 40 Nm	Max. permissible : 45 Nm	Max. permissible : 60 Nm
Weight	0.010 kg	0.015 kg	0.020 kg	0.025 kg	0.030 kg	0.033 kg



### 710Y24 / 710Y25 TORX® bit range

Article number	710Y24	710Y25
for	TORX® socket screws	
Version	1/4" hexagon to fit holder according to DIN ISO 1173-F 6.3	
Equipment	hard/tough TORX® bits in plastic storage box	hard/tough TORX® bits packaged as a set
Material	hard/tough tool steel	chrome vanadium steel
Shaft length	50 mm	
To be used for	710D20 Torque wrench with 710Y19 Connection piece 710D21 Torque wrench	
Scope of delivery	<b>6-piece set:</b> 1x TX 10, 1x TX 15, 1x TX 20, 1x TX 25, 1x TX 30, 1x TX 40	<b>3-piece set:</b> 1x TX 25, 1x TX 30, 1x TX 40
Version	<b>TORX® ball head:</b> - enables screwing at an angle of up to 25° - extended TORX® profile behind the ball head	

## Box spanners



### 709S200 / 709S300 Square box spanner

Article number	709S200	709S300
for		502V5=M10X1 Nut
Material	Chrome-vanadium	
Length	125 mm	500 mm
Weight	0.1 kg	1 kg



### 709S7=17 Allen box spanner

Article number	709S7=17
Equipment	Includes Ø 10 x 200 mm T bar
Suitable for	Lock nut with Greissinger feet
Material	Chrome-plated
Key size	14 x 17 mm
Length	150 mm
Weight	0.25 kg

## 709S17=\* Allen box spanner

Order example

**Reference number = Key size**

**709S17 = 10**

<b>Reference number</b>	<b>709S17=*</b>
<b>Material</b>	Nickel-plated CV-steel, plastic T-handle
<b>Key size</b>	6 mm, 7 mm, 8 mm, 10 mm, 11 mm, 12 mm, 13 mm, 14 mm, 17 mm
<b>Length</b>	150 mm



## 709R5 Socket and spanner set

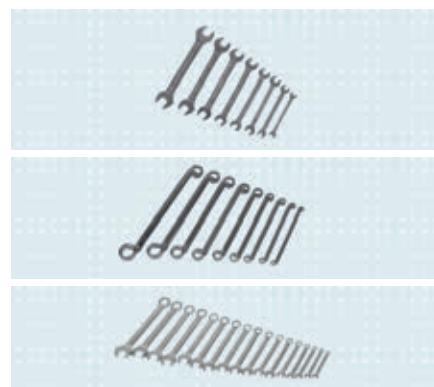
<b>Article number</b>	<b>709R5</b>
<b>Dimensions LxWxH</b>	470 x 234 x 74 mm
<b>Version</b>	In sheet steel box with foam insert; drive/connection parts according to DIN 3122/3123; sockets according to DIN 3124. Square drive according to DIN 3120
<b>Equipment</b>	63-piece socket spanner set 1/4" + 1/2" square drive
<b>Material</b>	Chrome alloy steel, chrome-plated
<b>Weight</b>	6.9 kg
<b>To be used for</b>	Screws/nuts hexagonal bit M2 - M20; socket head (Allen) screws hexagonal M4 - M18; outer Torx® bit M3 - M14; inner Torx® M2.5 - M14



## Spanners

### 709G2 / 709R1 / 709R2 Ring/open-end combination spanner set

Article number	709G2	709R1	709R2
<b>Version</b>	Double open-end spanner set	Ring spanner set	Ring/open-end combination spanner set
<b>Material</b>	CV steel, chrome-plated		
<b>Weight</b>	0.825 kg	1.360 kg	1.56 kg
<b>Scope of delivery</b>	8-piece set in holder Spanner widths: 6x7/8x9/10x11/12x13/14x15/16x17/18x19/20x22 mm	8-piece set Spanner widths: 6x7/8x9/10x11/12x13/14x15/16x17/18x19/20x22 mm	17-piece set in transparent bag Sizes from 6 to 22 mm, increasing in increments of 1 mm
<b>Version</b>			Short version, ring head angled 15°



## Hammers

### 705S1 Pick hammer (electric welder hammer)

<b>Article number</b>	<b>705S1</b>
<b>Equipment</b>	With handle
<b>Weight</b>	0.33 kg



## 705T2=\* / 705T3=\* / 705T5=\* Hammers



Article number	705T2=250	705T2=375	705T2=500	705T3=250	705T3=375	705T3=500	705T5=250	705T5=375	705T5=500
<b>Version</b>	Chasing hammer			Shrinking hammer			Chasing and sleeking hammer		
<b>Equipment</b>	With shaft								
<b>Hammer weight</b>	0.250 kg	0.375 kg	0.5 kg	0.250 kg	0.375 kg	0.5 kg	0.250 kg	0.375 kg	0.5 kg
<b>Total weight</b>	0.33 kg	0.41 kg	0.55 kg	0.33 kg	0.41 kg	0.55 kg	0.29 kg	0.49 kg	0.555 kg
<b>Version</b>	Double channel, hemispherical			Double channel, hemispherical/flat-round			Double channel, hemispherical/flat-arched		



## 705B2=\* Ball-peen hammer

Article number	705B2=100	705B2=200	705B2=300	705B2=400	705B2=500	705B2=600	705B2=800	705B2=1000
<b>Version</b>	Ground on all sides							
<b>Equipment</b>	With shaft							
<b>Hammer weight</b>	0.1 kg	0.2 kg	0.3 kg	0.4 kg	0.5 kg	0.6 kg	0.8 kg	1 kg
<b>Total weight</b>	0.15 kg	0.25 kg	0.38 kg	0.5 kg	0.6 kg	0.76 kg	0.98 kg	1.2 kg

- 300g and 500g ball-peen hammers with hammer head protection are available upon request.  
The impact edges are electro-inductively tempered and do not chip during chasing work.



## 705G1=30 / 705G1=40 / 705G2=55 Hammers

Article number	705G1=30	705G1=40	705G2=55
<b>Version</b>	Soft face hammer		Rubber mallet
<b>Equipment</b>	With shaft, malleable iron clamping housing, interchangeable mallet insert		With shaft
<b>Material</b>	Rubber mallet insert		
<b>Ø of the mallet insert</b>	30 mm	40 mm	55 mm
<b>Total weight</b>	0.33 kg	0.66 kg	0.3 kg
<b>Notes</b>	Other mallet inserts are available upon request.		



## 705S2=350 Shoemaker's hammer

Article number	705S2=350
<b>Equipment</b>	With shaft
<b>Hammer weight</b>	0.35 kg
<b>Total weight</b>	0.39 kg



## 735A4 Soft lead block for metal chasing

Article number	735A4
<b>Dimensions LxWxH</b>	130 x 65 x 65 mm
<b>Weight</b>	5 kg
<b>To be used for</b>	Clamping into the vice

## 735A5=\* Rivet rail

Article number	735A5=1	735A5=2
Version	Without rivet hole	With rivet hole
Material	Forged steel	
Length	Approx. 675 mm	
Weight	Approx. 3.6 kg	
Optional accessories	735Y5 Small anvils, 3-piece set: 1x flat, 1x concave, 1x convex	



## Pliers

### 706K1=210 / 706K2 / 706K3=220 Pliers

Article number	706K1=210	706K2	706K3=220
Version	Pincers	Shoemaker's pincers	Mechanic's nippers (tower pincers)
Material	Special steel, oil-hardened	Forged steel	Special tool steel
Length	210 mm	190 mm	220 mm
Weight	0.410 kg	0.32 kg	0.360 kg
Version	Heavy-duty design	PVC-coated handles	PVC-coated handles, polished head



### 706Z7 Frame push-in pliers

Article number	706Z7
Length	210 mm
Weight	0.27 kg



### 706Z4=\* Cantilever action end cutting pliers

Article number	706Z4=180	706Z4=210	706Z4=235
Version	Inductively hardened cutters, painted arms		
Material	Special steel, oil-hardened		
Length	180 mm	210 mm	235 mm
Max. wire Ø	2.5 mm	2.75 mm	3.75 mm
Weight	0.4 kg	0.560 kg	0.740 kg
To be used for	Hard wire		



ⓘ Max. wire Ø for HRC 48 hardness

1  
2  
3  
4  
5  
6  
7  
8  
9  
10  
11  
12  
13  
14  
15  
16  
17  
18  
19



### 706Z6=\* High-leverage snips

Article number	706Z6=160	706Z6=200
Version	PVC-coated handles	
Material	Special tool steel	
Length	160 mm	200 mm
Max. wire Ø	1.6 mm	2 mm
Weight	0.170 kg	0.290 kg
To be used for	Hard wire	

• Max. wire Ø for HRC 48 hardness




### 706C1=\* Universal pliers

Article number	706C1=160	706C1=180
Version	PVC-coated handles	
Material	Special tool steel	
Length	160 mm	180 mm
Weight	0.18 kg	0.21 kg



### 706F2=160 / 706F3=\* Flat nose pliers

Article number	706F2=160	706F3=140	706F3=160
Version	Flat nose pliers	Langbeck flat nose pliers	
Material	Special tool steel	CV electric steel, oil-hardened	
Length	160 mm	140 mm	160 mm
Weight	0.14 kg		0.16 kg
Version	PVC-coated handles	PVC-coated handles, polished head	



### 706X2=140 / 706X7=160 Round nose pliers

Article number	706X2=140	706X7=160
Version	Round nose pliers	Langbeck round nose pliers
Material	Special tool steel	CV electric steel, oil-hardened
Length	140 mm	160 mm
Weight	0.11 kg	0.14 kg
Version	PVC-coated handles	PVC-coated handles, polished head

### 706X3 / 706X8 / 706X10 Locking pliers

Article number	706X3	706X8	706X10
Version	Locking pliers	Adjustable lower jaw, self-locking, parallel span 0–45 mm, three-point support Locking pliers with adjustable jaw	Thin, long jaws
Equipment		With adjustment screw, release lever	
Material	Jaws made of CV steel	Chrome vanadium steel	Pliers body: rolled steel, high-strength, forged, oil-hardened Gripping jaws: chrome vanadium electric steel, forged
Total length	250 mm		165 mm
Weight	0.56 kg	0.61 kg	0.19 kg



### 706R5 Universal pliers

Article number	706R5
Version	PVC-coated handles, with grooved joint, polished head
Material	CV electric steel
Length	250 mm
Weight	0.32 kg



### 706L2 / 706L1 Revolving punch pliers

Article number	706L2	706L1
Version	Stamped	Forged
Length	227 mm	225 mm
Weight	0.26 kg	0.48 kg
Scope of delivery	6 punching tubes with Ø 2, 2.5, 3, 3.5, 4 and 5 mm	
Spare parts		706Y2 Punching tubes, Ø 2, 2.5, 3, 3.5, 4 and 5 mm



### 706X5=\* / 706X6 Bending pliers

Article number	706X5=B	706X5=S	706X6
Version	Bending pliers, curved		Hammer bending pliers
Material	Forged steel		Tuttlingen shaped steel, forged
Jaw width	17 mm	6.5 mm	9.5 mm
Length	200 mm		
Weight	0.41 kg	0.33 kg	0.42 kg



1



### 706Z8 Ball pliers

<b>Article number</b>	<b>706Z8</b>
<b>Version</b>	Lockable, painted
<b>Length</b>	400 mm
<b>Weight</b>	0.93 kg

2

3

## Wood chisels

4



### 720A1=\* / 720A2=\* Wood chisels



Article number	720A1=6	720A1=10	720A1=16	720A2=6	720A2=10	720A2=16
<b>Version</b>	Firmer gouge			Ripping chisel		
<b>Material</b>	Tungsten vanadium steel					
<b>Length</b>	280 mm					
<b>Width</b>	6 mm	10 mm	16 mm	6 mm	10 mm	16 mm
<b>Weight</b>	0.08 kg	0.095 kg	0.135 kg	0.065 kg	0.085 kg	0.125 kg
<b>Version</b>	Flattened wooden handle, outside cutting edge			Sturdy design, bevelled edges, flattened wooden handle		

6

7

8

## Files

9




### 722H1=\* File handle

Article number	722H1=110	722H1=120	722H1=130	722H1=140
<b>Material</b>	Red beech wood			
<b>Length</b>	110 mm	120 mm	130 mm	140 mm
<b>For file length</b>	150 - 250 mm	150 - 300 mm	200 - 300 mm	250 - 350 mm
<b>Weight</b>	0.035 kg	0.045 kg	0.055 kg	0.08 kg

10

11

12



### 715F1=\* / 715H1=\* Files

Article number	715F1=1/250	715F1=2/250	715F1=3/250	715H1=1/250	715H1=2/250	715H1=3/250
<b>for</b>	722H1=* File handle					
<b>Version</b>	Flat file			Half-round file		
<b>Cut</b>	1 (coarse)	2 (medium)	3 (fine)	1 (coarse)	2 (medium)	3 (fine)
<b>Length</b>	250 mm					
<b>Weight</b>	0.285 kg			0.24 kg		
<b>Scope of delivery</b>	Without handle					

13

14

15

16






17

18

19



715D7=\* / 715R1=\* / 715V1=\* / 715H3=300 Files

					
<b>Article number</b>	<b>715D7=1/250</b>	<b>715D7=2/250</b>	<b>715R1=2/250</b>	<b>715V1=2/250</b>	<b>715H3=300</b>
<b>for</b>	722H1=* File handle				
<b>Version</b>	Triangular file		Round file	Square file	Cabinet file
<b>Cut</b>	1 (coarse)	2 (medium)			
<b>Length</b>	250 mm				300 mm
<b>Weight</b>	0.16 kg		0.125 kg	0.14 kg	0.12 kg
<b>Scope of delivery</b>	Without handle				
<b>Version</b>					Half-round, coarse cut

715Z1 Key file set

<b>Article number</b>	<b>715Z1</b>
<b>Equipment</b>	With handle
<b>Weight</b>	0.13 kg
<b>Scope of delivery</b>	6-piece set in PVC box



716S2 Heel edge file


<b>Article number</b>	<b>716S2</b>
<b>Length</b>	220 mm
<b>Weight</b>	0.065 kg
<b>Scope of delivery</b>	With wooden handle



Rasps


716S1=N Shoemaker's rasp

<b>Article number</b>	<b>716S1=N</b>
<b>Version</b>	Half-round shape, normal cut
<b>Length</b>	225 mm
<b>Weight</b>	0.195 kg



716Y5 Surform rasp holder

<b>Article number</b>	<b>716Y5</b>
<b>Length</b>	250 mm
<b>Weight</b>	0.27 kg
<b>Scope of delivery</b>	With 716Y1 blade
<b>Consumables</b>	716Y1 Surform blade, standard, 250 mm 716Y2 Surform blade, fine, 250 mm 716Y3 Surform blade, flat-round, 250 mm



1  
2  
3  
4  
5  
6  
7  
8  
9  
10  
11  
12  
13  
14  
15  
16  
17  
18  
19



### 716R1 Surform rasp, round


<b>Article number</b>	<b>716R1</b>
<b>Equipment</b>	With 716Y4 round blade and handle
<b>Length</b>	250 mm
<b>Weight</b>	0.15 kg
<b>Consumables</b>	716Y4 Surform blade, round, 250 mm



### 722H1=\* File handle

Article number	722H1=110	722H1=120	722H1=130
<b>Material</b>	Red beech wood		
<b>Length</b>	110 mm	120 mm	130 mm
<b>For file length</b>	150 - 250 mm	150 - 300 mm	200 - 300 mm
<b>Weight</b>	0.035 kg	0.045 kg	0.055 kg

## Rasp inserts for 722H1=\* File handle



### 716H3=\* / 716H4=2/200 Rasps

Article number	716H3=1/250	716H3=2/250	716H4=2/200
<b>for</b>	722H1=* File handle		
<b>Version</b>	Wood rasp		Cabinet rasp
<b>Cut</b>	1 (coarse)	2 (medium)	
<b>Length</b>	250 mm		200 mm
<b>Weight</b>	0.24 kg		0.13 kg
<b>Scope of delivery</b>	Without handle		
<b>Version</b>	Half-round		

## Chisel



### 713A3=\* Flat chisel

Article number	713A3=150	713A3=200
<b>Version</b>	Flat oval shaft, painted	
<b>Material</b>	CV steel	
<b>Length</b>	150 mm	200 mm
<b>Weight</b>	0.17 kg	0.285 kg

## Cotter pin drive

### 714U4 Pin punch set

<b>Article number</b>	<b>714U4</b>
<b>Version</b>	Octagonal shaft
<b>Material</b>	CV steel
<b>Length</b>	150 mm
<b>Weight</b>	0.54 kg
<b>Scope of delivery</b>	six-piece set in plastic holder: Ø 3, 4, 5, 6, 8 and 10 mm



### 713Z1 Tool kit

<b>Article number</b>	<b>713Z1</b>
<b>Version</b>	Octagonal shaft
<b>Material</b>	CV steel
<b>Weight</b>	0.62 kg
<b>Scope of delivery</b>	6-piece set in stand: 1 flat chisel, length 125 mm 1 flat chisel, length 150 mm 1 cross-cut chisel, length 125 mm 1 centre punch, length 120 mm 1 drift punch, Ø 2 mm 1 drift punch, Ø 4 mm



## Centre punches

### 742K1 / 742K3 Centre punches


Article number	742K1	742K3
<b>Version</b>	Hand centre punch	Automatic centre punch
<b>Material</b>	CV steel	
<b>Shaft Ø</b>	10 mm	
<b>Length</b>	120 mm	130 mm
<b>Housing Ø</b>		17 mm
<b>Weight</b>	0.06 kg	0.12 kg
<b>Version</b>	Octagonal shaft, painted	Strong, knurled shaft; tempered, interchangeable tip; centre punch always clamped, adjustable impact force, triggered by squeezing
<b>Consumables</b>		742Y5 Centre punch tip, Ø 6 mm, length 54 mm



## Hole punches

### 717L4 Wad punch set

<b>Article number</b>	<b>717L4</b>
<b>Version</b>	Strong, forged shape, robust lacquered finish, polished pipe (cutting part), slightly conical inside for removing the cutouts
<b>Weight</b>	2.68 kg
<b>To be used for</b>	Punching holes or fabricating seals and sealing rings out of rubber, leather, felt, plastic, cork, fabric or similar materials
<b>Scope of delivery</b>	19-piece set in roll-up case: Ø 2, 3, 4, 5, 6, 7, 8, 9, 10, 11, 12, 13, 14, 15, 16, 17, 18, 19 and 20 mm



1  
2  
3  
4  
5  
6  
7  
8  
9  
10  
11  
12  
13  
14  
15  
16  
17  
18  
19



### 717L5=\* Cap perforator

Article number	717L5=10X2	717L5=12X3	717L5=15X3	717L5=20X4	717L5=22X4
Version	Flat-oval shaft, lacquered finish, polished pipe				
Material	Tool steel				
Punch length	10 mm	12 mm	15 mm	20 mm	22 mm
Punch width	2 mm	3 mm		4 mm	
Length	110 mm		120 mm	130 mm	
Weight	0.07 kg		0.09 kg	0.12 kg	



### 714N1=\* Rivet header

Article number	714N1=4	714N1=5
Version	Octagonal shaft, painted, flat head shape	
Material	CV steel	
Rivet Ø	4 mm	5 mm
Length	100 mm	110 mm
Weight	0.09 kg	0.1 kg



### 714N2=\* Rivet extractor

Article number	714N2=2	714N2=3	714N2=4	714N2=5
Version	Octagonal shaft, painted			
Material	CV steel			
Rivet Ø	2 mm	3 mm	4 mm	5 mm
Length	100 mm			110 mm
Weight	0.06 kg		0.09 kg	0.135 kg

## Dies




### 731Z1 Tap and die set

Article number	731Z1
Dimensions	255 x 105 x 30 mm
Material	HSS
Weight	1.3 kg
Scope of delivery	27-piece set in steel case: M3 - M10, with tap wrench and die holder

## Taps

## 731B25=\* Set of hand taps

Article number	731B25=M4	731B25=M5
Version	DIN 352	
Material	HSS	
Thread	M4	M5
Square shaft	3.4 mm	4.9 mm
Consisting of	Roughing tap, intermediate tap, and regroover	
Weight	0.02 kg	0.03 kg
To be used for	ISO DIN 13 standard metric thread	



## 731B21=\* / 731B32=M4 Taps

Article number	731B21=M4	731B21=M5	731B32=M4
Version	Hand nut tap with short shaft		Nut tap with offset teeth
Material	HSS		
Thread	M4	M5	M4
Square shaft	3.4 mm	4.5 mm	3.4 mm
Weight	0.004 kg	0.009 kg	0.004 kg
To be used for	ISO DIN 13 standard metric thread		ISO DIN 13 standard metric thread, for stainless steel and brass
Version	DIN 371		



## 731H4 Double-jaw tool holder

Article number	731H4
Version	For right-handed and left-handed rotation, square jaw opening 2.6–5.5 mm
Equipment	With ratchet
Weight	0.18 kg
To be used for	Taps M3–M9



## Awls



### 727S4=\* Hand reamer

Article number	727S4=5	727S4=6	727S4=7	727S4=8	727S4=9	727S4=10
<b>Version</b>	DIN 206, H7 fitting, right-hand cut, spiral groove					
<b>Material</b>	HSS					
<b>Ø</b>	5 mm	6 mm	7 mm	8 mm	9 mm	10 mm
<b>Cutting length</b>	44 mm	47 mm	54 mm	58 mm	62 mm	66 mm
<b>Square shaft</b>	4 mm	4.5 mm	5.6 mm	6.3 mm	7.1 mm	8 mm
<b>Weight</b>	0.015 kg	0.02 kg	0.03 kg	0.04 kg	0.05 kg	0.06 kg

Article number	727S4=11	727S4=12	727S4=13	727S4=13.5	727S4=16
<b>Version</b>	DIN 206, H7 fitting, right-hand cut, spiral groove				
<b>Material</b>	HSS				
<b>Ø</b>	11 mm	12 mm	13 mm	13.5 mm	16 mm
<b>Cutting length</b>	71 mm	76 mm		81 mm	87 mm
<b>Square shaft</b>	9 mm	10 mm		11.2 mm	12.5 mm
<b>Weight</b>	0.08 kg	0.11 kg	0.13 kg	0.15 kg	0.23 kg

◉ Intermediate dimensions are available upon request.

## Countersinks and counterbores



### 726W8 / 726S7 Countersink, 90°

Article number	726W8	726S7
<b>Material</b>	HSS	
<b>Shaft Ø</b>	8 mm	9 mm
<b>Outside diameter</b>	12.5 mm	13 mm
<b>Weight</b>	0.026 kg	0.021 kg
<b>To be used for</b>	Countersinking oval head screws into laminated sockets	Countersinking oval head screws with 501T7 Phillips slots



### 726W6 Spot facer cutter

Article number	726W6
<b>Version</b>	Four-edged, cylindrical shaft
<b>Equipment</b>	With 2 interchangeable taps for 8 and 10 mm SACH* foot screw connections
<b>Material</b>	Tool steel
<b>Shaft Ø</b>	13 mm
<b>Weight</b>	0.2 kg
<b>To be used for</b>	Boring the flow holes in SACH* feet

\*SACH: solid ankle cushion heel

## Fastening tools

### 711Z1=\* / 711Z2=\* / 711Z3=75 Fixation clip

Article number	711Z1=110	711Z1=155	711Z2=110	711Z2=155	711Z3=75
Version	With clamp guard			Wide version	
Material	Sheet steel, pressed				
Length	110 mm	155 mm	110 mm	155 mm	75 mm
Weight	0.05 kg	0.155 kg	0.05 kg	0.16 kg	0.03 kg



### 712A1=\* Screw clamp

Article number	712A1=160	712A1=200	712A1=500
Equipment	Clamping arm made of malleable iron, profiled steel slide rail, wooden handle		
Jaw opening	160 mm	200 mm	500 mm
Working radius	80 mm	100 mm	120 mm
Weight	0.73 kg	1.08 kg	2.9 kg



## Clamps

### 711F1 / 711F2 / 711R1 Clamps

Article number	711F1	711F2	711R1
Version	Hand vice	Steel hand vice	Vice clamp
Material	Forged steel		
Jaw slant			45°
Length	120 mm	130 mm	150 mm
Jaw width	45 mm	20 mm	38 mm
Jaw opening	22 mm	8 mm	25 mm
Weight	0.52 kg	0.08 kg	1.25 kg
To be used for	Clamping small parts		

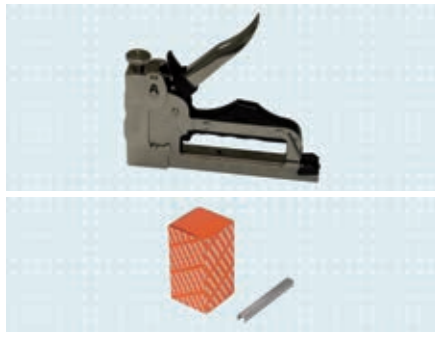


### 711K1 Button clamp

Article number	711K1
Equipment	Two attachments for riveting pad buttons
Material	Forged steel
Length	110 mm
Weight	0.22 kg



## Nailers and staplers



### 756E10=3 Staple gun (hand tacker)

<b>Article number</b>	<b>756E10=3</b>
<b>for</b>	Staples 6 through 14 mm
<b>Version</b>	Metal housing, heavy-duty
<b>Weight</b>	0.8 kg
<b>To be used for</b>	Nailing, stapling, covering, cladding, etc. wood, leather, textiles, films, cardboard, paper
<b>Scope of delivery</b>	Magazine for 100 staples
<b>Consumables</b>	756Y69=10 Ribbon-wire staples, staple length 10 mm, 1 pack = 5000 pc. 756Y69=14 Ribbon-wire staples, staple length 14 mm, 1 pack = 5000 pc.

## Staple gripper



### 799S4 Staple gripper

<b>Article number</b>	<b>799S4</b>
<b>Weight</b>	0.1 kg
<b>To be used for</b>	Removing staples
<b>Consumables</b>	799Y2 Replacement blades

## Brushes



### 748B3 / 748B2 Brushes

	<b>748B3</b>	<b>748B2</b>
<b>Article number</b>	<b>748B3</b>	<b>748B2</b>
<b>Version</b>	Wire brush	File brush
<b>Length</b>	300 mm	250 mm
<b>Width</b>		40 mm
<b>Weight</b>	0.15 kg	0.085 kg
<b>Version</b>	Four rows	



### 748B6 Leather roughener with wooden handle

<b>Article number</b>	<b>748B6</b>
<b>Length</b>	200 mm
<b>Weight</b>	0.14 kg



## Brush

## 747A1=16 / 747A1=20 / 747A4 Brush

Article number	747A1=16	747A1=20	747A4
Version	Flat paintbrush		Squirrel-hair brush
Width	16 mm	20 mm	
Weight	0.01 kg	0.015 kg	0.01 kg
Version	Light natural bristles with metal jacket		3/4"



## Containers

## 754W31=\* Plaster container

Article number	754W31=30	754W31=45
Dimensions Ø x H	445 x 300 mm	490 x 380 mm
Material	Plastic	
Volume	30 l	45 l
Weight	1.04 kg	1.4 kg
Colour	White	



## 754M4=\* Storage container

Article number	754M4=0.45	754M4=0.9	754M4=1.5
Material	Plastic		
Contents	450 ml	900 ml	1.500 ml
Weight	0.18 kg	0.33 kg	0.385 kg
To be used for	Adhesives, paint, etc.		
Scope of delivery	Includes 747A11=0.45 Paintbrush	Includes 747A11=0.9 Paintbrush	Includes 747A11=1.5 Paintbrush



## 754M3 Talcum tin

Article number	754M3
Material	Plastic
Contents	Approx. 200 ml
Weight	0.035 kg



1

2

3

4

5

6

7

8

9

10

11

12

13

14

15

16

17

18

19



## 754B4 Sprinkle can

<b>Article number</b>	<b>754B4</b>
<b>Dimensions Ø x H</b>	180 x 200 mm
<b>Version</b>	Sprinkle can with 1 1/4" NPSM thread soaking tray, pump station, flame arrester integrated into soaking tray, optimised stability thanks to large diameter
<b>Material</b>	Container made from galvanised steel coated additionally in safety yellow with plastic protection ring
<b>Contents</b>	1 l
<b>Weight</b>	0.9 kg
<b>To be used for</b>	Safely moistening sponges and cloths, for optimally dosed extraction quantity (excess liquid flows back into the container)

	1
	2
	3
	4
	5
	6
	7
	8
	9
	10
	11
	12
	13
	14
	15
	16
	17
	18
	19

- 1
- 2
- 3
- 4
- 5
- 6
- 7
- 8
- 9
- 10
- 11
- 12
- 13
- 14
- 15
- 16
- 17
- 18
- 19



# Protective Equipment

Security storage cabinets .....	243
Room disinfection unit .....	245
Gloves .....	247
Face guard .....	248
Hearing protection/ Masks .....	250
First-aid kit .....	250
Eyewash station .....	250
Fire blanket .....	250

1

2

3

4

5

6

7

8

9

10

11

12

13

14

15

16

17

18

19

## Security storage cabinets

The security storage cabinets can also be operated without a connection to a technical exhaust system (exhaust fan) if the compensating measures for explosion protection according to item 4.2, paragraph 3 of the Technical Rules for Flammable Liquids (TRbF) 22 can be implemented. If the compensating measures cannot be taken, the cabinets must be connected to a separate exhaust fan (we recommend the 760E11 air circulation filter attachment, 245) or coupled to an available lamination resin workstation with exhaust fan.



Article number	758F21	758F220	758F200
<b>Version</b>	Fire resistance value of 90 minutes according to DIN 12925, part 1 (4/1998), tested according to the Equipment Safety Act (Gerätesicherheitsgesetz) by DEKRA	Fire-resistant security storage cabinet 90 minutes according to European standard EN 14470-1, CE-compliant according to EN 45014, GS-tested	
<b>Equipment</b>	Steel cabinet, high-quality plastic coating, multi-layer sandwich design using class A insulating material according to DIN 4102, drawer can lock in any position, simple adjustment of containers according to ZH 1/119 with 2 hands, heat trigger shuts drawer automatically in case of fire, corrosion-resistant and impact-resistant internal surfaces, exhaust nozzle on the back for connection (nominal width 75 mm) on site, base as cabinet foundation (height 30 mm)	Exhaust nozzle (nominal size 80 mm) for connection to building-side exhaust air or 760E11 air circulation filter attachment, 3 x shelves, height-adjustable feet	Exhaust nozzle (nominal size 80 mm) for connection to building-side exhaust air or 760E11 Air circulation filter attachment, 3x shelves, height-adjustable feet
<b>Dimensions WxDxH</b>	1,100 x 550 x 630	600 x 600 x 2,065 mm	1,200 x 600 x 2,065 mm
<b>Interior dimensions WxDxH</b>	980 x 450 x 500 mm	493 x 450 x 1,825 mm	1,095 x 450 x 1,825 mm
<b>Bottom drip pan</b>	1 piece	1 piece (16.8 litres)	1 piece (37.6 litres)
<b>Shelf as storage surface</b>		3 shelves	
<b>Load capacity</b>	50 kg	75 kg per shelf	
<b>Weight</b>	165 kg	230 kg	375 kg
<b>Colour</b>	Light grey (RAL 7035)		
<b>To be used for</b>	For storing flammable, liquid and solid substances at the workplace in the sense of TRbF 22 (Technical Rules for Storing Flammable Liquids in Safety Storage Cabinets).	For storage of flammable, liquid and solid hazardous materials in work spaces according to regulations	

## Accessories for security storage cabinets


### 760E4 Exhaust fan

<b>Article number</b>	<b>760E4</b>
<b>for</b>	758F200/758F220 Safety storage cabinet
<b>Version</b>	Suction power for hose/pipe max. 5 m long, 10 x air exchange in the safety storage cabinet for safe technical ventilation according to regulations
<b>Equipment</b>	Plug-in ventilation attachment, connection cable, mains plug
<b>Dimensions WxDxH</b>	200 x 400 x 200 mm
<b>Material</b>	Housing made of plastic-coated fine sheet steel
<b>Speed</b>	2,700 min <sup>-1</sup>
<b>Sound intensity level</b>	31 dB(A)
<b>Electrical connection in V/Hz/kW</b>	1 x 230 N/PE / 50 / 0.017
<b>Exhaust connection NW</b>	75 mm
<b>Weight</b>	7 kg
<b>Colour</b>	Light grey (RAL 7035)
<b>To be used for</b>	For ventilating the safety storage cabinets according to regulations
<b>Current draw</b>	0.2 A
<b>Notes</b>	The exhaust piping and the mounting accessories can be delivered upon request.



### 760E11 Air circulation filter attachment with activated charcoal filter

<b>Article number</b>	<b>760E11</b>
<b>for</b>	758F200/758F220 Safety storage cabinet
<b>Version</b>	According to directive 2006/95/EC (Low Voltage Directive), directive 2004/108/EC (EMC Directive), directive 94/9/EC (ATEX) labelling: EX II 3/- G Ex ic nA IIB T4 Gc
<b>Equipment</b>	760E14 Active carbon filter for filtering solvent vapours (hydrocarbons), filtration up to 99.99% under normal operating conditions, VDE* tested filter monitoring, VDE* tested exhaust monitoring, connection cable, mains plug *VDE: Association for Electrical, Electronic and Information Technologies
<b>Dimensions WxDxH</b>	305 x 555 x 210 mm
<b>Volume flow</b>	25 m <sup>3</sup> /h
<b>Material</b>	Powder-coated thin steel sheet
<b>Speed</b>	2.450 min <sup>-1</sup>
<b>Sound intensity level</b>	39 dB(A)
<b>Electrical connection in V/Hz/kW</b>	1 x 230 N/PE / 50-60 / 0.03
<b>Weight</b>	17 kg
<b>Colour</b>	Light grey (RAL 7035)
<b>To be used for</b>	Ventilating security storage cabinets without additional exhaust ducts
<b>Current draw</b>	0.13 A
<b>Consumables</b>	760E14 Active carbon filter
<b>Optional accessories</b>	<b>to be installed on 758F200 or 758F220 Security storage cabinet (760E13 adapter for air circulation filter needed)</b>



## Room disinfection unit



 646D708=DE

### 758E1 Room disinfection unit

<b>Article number</b>	<b>758E1</b>
<b>Dimensions WxDxH</b>	390 x 300 x 800 mm
<b>Electrical connection in V/Hz/kW</b>	1 x 230 N/PE / 50-60 / 0.35
<b>Connecting cable</b>	1.5 m connection cable with two pin earthed plug
<b>Noise level</b>	62 dB(A)
<b>Weight</b>	20 kg
<b>To be used for</b>	For automatic disinfection of an entire room with the push of a button
<b>Optional accessories</b>	640Z40 Room disinfectant – 5 l, 3% hydrogen peroxide with silver complex, cleaning without residue, high level of material compatibility, including with sensitive electronics

## Gloves



### 641H3 / 641H13 Temperature resistant gloves

Article number	641H3	641H13
<b>Version</b>	Impregnated with flame retardant	Napped inside, fluffy, heavy-duty quality, excellent fit, breathable, impregnated with flame retardant
<b>Equipment</b>	With cuff	
<b>Material</b>	Woven cotton terrycloth	Jersey cotton
<b>Length</b>	280 mm	240 mm
<b>Weight</b>	0.17 kg	0.11 kg
<b>Colour</b>	Raw white	Sand/beige
<b>To be used for</b>	For working with plastics	
<b>Scope of delivery</b>	1 pair	



### 641H14=\* Lightweight cut-resistant protective glove

Article number	641H14=7	641H14=8	641H14=9	641H14=10
<b>Size</b>	7	8	9	10
<b>Version</b>	Good grip, breathable, moisture protection			
<b>Colour</b>	Grey			
<b>To be used for</b>	Tasks where cut protection is needed and a good grip is essential			
<b>Scope of delivery</b>	1 pair			



## 641H16=\* / 641H17=\* Chemical protection glove

Article number	641H16=8	641H16=9	641H16=10
Size	8	9	10
Version	Flexible, velour lining reduces sweating, a wide area of the lower arm is also protected from contact with chemicals thanks to the 300 mm length		
Material	Nitrile		
Length	300 mm		
Colour	Green		
To be used for	Protection from a wide range of chemicals		
Scope of delivery	1 pair		

Article number	641H17=7	641H17=8	641H17=9	641H17=10
Size	7	8	9	10
Version	Roughened fingertips for good grip (even with wet parts), excellent fit allows working for long periods of time without fatigue			
Material	Nitrile			
Length	300 mm			
Colour	Blue			
To be used for	Protection from a wide range of chemicals			
Scope of delivery	100 pc.			



## 641H9=2 Latex-free examination glove

Article number	641H9=2
Size	7 - 8
Version	Neutral fit, powder-free, highly elastic, non-sterile
Material	Nitrile
Colour	Blue
Scope of delivery	100 pc.



## 641H12 Latex gloves for work with plaster

Article number	641H12
Size	7 1/2
Version	Non-slip, powder-free, non-sterile
To be used for	Work with plaster
Scope of delivery	100 pc.



## 641H1 Disposable gloves

Article number	641H1
Material	PVC
Weight	0.338 kg
Scope of delivery	1 pair



1  
2  
3  
4  
5  
6  
7  
8  
9  
10  
11  
12  
13  
14  
15  
16  
17  
18  
19



### 756Y8 Protective gloves


<b>Article number</b>	<b>756Y8</b>
<b>Equipment</b>	With long cuffs
<b>Material</b>	Chrome split leather
<b>Length</b>	350 mm
<b>Weight</b>	0.180 kg
<b>To be used for</b>	For welding work

## Apron



### 641S1 Apron for plaster

<b>Article number</b>	<b>641S1</b>
<b>Length</b>	100 cm
<b>Width</b>	80 cm
<b>Weight</b>	0.75 kg
<b>Colour</b>	White
<b>To be used for</b>	For work with plaster



### 756Y14 Welder's apron

<b>Article number</b>	<b>756Y14</b>
<b>Equipment</b>	Two adjustable straps
<b>Dimensions WxH</b>	Approx. 800 x 1000 mm
<b>Material</b>	Chrome split leather
<b>Weight</b>	1.2 kg

## Protective goggles



### 756Y6=\* Protective goggles

<b>Article number</b>	<b>756Y6=1</b>	<b>756Y6=2</b>
<b>Version</b>	Plastic glasses, colourless	Athermal lenses for welding work (DIN protection class 5A)
<b>Equipment</b>	Inclinable side guard, adjustable temple arms	
<b>Material</b>	Nylon	
<b>Weight</b>	0.03 kg	0.06 kg

## Face guard



### 756Y15 Face guard

<b>Article number</b>	<b>756Y15</b>
<b>Version</b>	Twist fastener allows for adjustment to different head sizes
<b>Equipment</b>	Anti-fog 1 mm thick 540 x 195 mm plastic screen
<b>Material</b>	Plastic
<b>Weight</b>	0.25 kg

## 756Y7 Electric welder safety shield

<b>Article number</b>	<b>756Y7</b>
<b>Equipment</b>	Athermal glass (protection class 9A DIN) and colourless front glass (replaceable), with handle
<b>Material</b>	Synthetic fibres
<b>Weight</b>	0.39 kg



## Hearing protection/ Masks

### 756Y17 Hearing protection

<b>Article number</b>	<b>756Y17</b>
<b>Version</b>	Easily adjustable, without laterally projecting parts, excellent sound-proofing qualities
<b>Equipment</b>	ABS, wide, soft padded liners
<b>Weight</b>	0.21 kg
<b>Colour</b>	Green



### 756Y22 Disposable particle filter masks

Article number	756Y22=1	756Y22=1V	756Y22=2	756Y22=2V	756Y22=3V
<b>Equipment</b>	Filtering half-mask for dusty work in industry and skilled trades. Patented multi-layer Synsafe material for minimum breathing resistance and maximum filter performance. Lightweight, user-friendly mask with high intake capacity and high comfort. Hygienic, individual packaging protects the masks from contamination and ensures availability of clean respiratory protection all times. Folded design allows for easy carrying in pockets. Exhalation valve for longer periods of use and increased breathing comfort. Protection levels and certifications compliant with EN 149:2001. Protection against solid and damp particles.				
<b>Pollutant class</b>	FFP1(1)	FFP1(1)	FFP2 (2)	FFP2 (2)	FFP3 (3)
<b>Valves</b>	Without valve (-)	With valve (V)	Without valve (-)	With valve (V)	
<b>Weight</b>	12 g	18 g	22 g	28 g	
<b>Colour</b>	Dark blue		Light blue		White



#### Application

<b>FFP1</b>	Protection up to 4 times the limit value	Protects against solid and liquid particles	Milling, grinding, sawing, sweeping floors
<b>FFP2</b>	Protection up to 10 times the limit value	Protects against solid and liquid particles	Woodworking with oak, welding, spraying emulsions with low vapour pressure, coating work, processing carbon fibre materials and fibreglass materials (e.g. cutting)
<b>FFP3</b>	Protection up to 30 times the limit value	Protects against solid and liquid particles	Spraying paints, sanding cured carbon fibre materials and fibreglass materials

FFP = Filtering Face Piece

1



## 756Y80 Respiratory protection half-mask

<b>Article number</b>	<b>756Y80</b>
<b>Size</b>	Medium/large
<b>Version</b>	Half-mask, offers the sealing of a full mask because it sits well, skin-friendly material, tested according to EN 140 with CE mark
<b>Equipment</b>	Easy to put on and take off thanks to head piece with anti-slip harness
<b>Weight (without filter)</b>	0.19 kg
<b>To be used for</b>	For use with particle filters, gas filters and combination filters, with Rd 91 round thread, to be worn pressure-free under a safety helmet, tested according to EN 140 with CE mark
<b>Scope of delivery</b>	<b>Without filter</b>

2


3

4

5

## Accessories for 756Y80 respiratory protection half-mask

6




### 756Z5 / 756Z4 Filter

Article number	756Z5	756Z4
<b>for</b>	756Y80 respiratory protection half-mask	
<b>Version</b>		Particle filter class A1-P2, tested according to EN 141, with CE mark
<b>Equipment</b>		Screw filter with Rd 91 thread
<b>Weight</b>	0.15 kg	0.55 kg
<b>To be used for</b>	Pre-filter for filters with Rd 91 thread	
<b>Scope of delivery</b>	50 pc.	5 pc.
<b>Version</b>	Coarse dust filter	Combination filter

7

8



9

10

- Explanation of A1-P2  
A = organic gases, 1 = low retaining capacity  
P = particle 2 = medium retaining capacity

11

12



### 754T3 Carrying case

<b>Article number</b>	<b>754T3</b>
<b>for</b>	Respiratory protection half-mask
<b>Equipment</b>	With shoulder strap
<b>Weight</b>	0.38 kg

13

14

## First-aid kit

15



### 758X5 First-aid kit

<b>Article number</b>	<b>758X5</b>
<b>Equipment</b>	With wall mount
<b>Dimensions WxDxH</b>	260 x 170 x 80 mm
<b>Depth</b>	80 mm
<b>Weight</b>	1.8 kg
<b>To be used for</b>	For plants and shelters (in Germany according to § 39)

17

18

19

## Eyewash station

### 758X11 Eyewash station


<b>Article number</b>	<b>758X11</b>
<b>Equipment</b>	Stationary wall cabinet with special holder for 2 eyewash bottles
<b>Dimensions WxDxH</b>	260 x 350 x 100 mm
<b>Material</b>	Steel sheet
<b>Weight</b>	2.3 kg
<b>Colour</b>	Traffic white (RAL 9016)
<b>Scope of delivery</b>	Without eyewash bottles
<b>Optional accessories</b>	758Y100 Eyewash bottle set - 2 eyewash bottles, filled with 1000 ml of sterile, physiological, isotonic saline solution (0.9%)



## Fire blanket


### 641F1 Fire blanket

<b>Article number</b>	<b>641F1</b>
<b>Version</b>	DIN 14155
<b>Dimensions WxD</b>	2000 x 1600 mm
<b>Material</b>	Made of IG glass-fibre fabric, nubbed
<b>Weight</b>	1.7 kg
<b>Colour</b>	White



### 754F1 Fire blanket container

<b>Article number</b>	<b>754F1</b>
<b>Dimensions WxDxH</b>	200 x 290 x 290 mm
<b>Material</b>	Galvanised sheet steel
<b>Weight</b>	4.4 kg
<b>Colour</b>	Red (RAL 3000)
<b>Scope of delivery</b>	Without fire blanket



- 1
- 2
- 3
- 4
- 5
- 6
- 7
- 8
- 9
- 10
- 11
- 12
- 13
- 14
- 15
- 16
- 17**
- 18
- 19



# Storage equipment

Shelves .....	254
Small-parts container .....	255
Cabinets .....	257
Material cart .....	257

1

2

3

4

5

6

7

8

9

10

11

12

13

14

15

16

17

18

19

## Shelves



758R15=2

### 758R15=\* Shelving unit for plaster models

Article number	758R15=1	758R15=2
Version	Without wheels	With wheels
Dimensions WxDxH	1,250 x 550 x 1,430 mm	1,250 x 550 x 1,530 mm
Material	Steel	
Weight	78 kg	80 kg
To be used for	Storing plaster models, for tube diameters up to 30 mm	



758R6=1

### 758R6=\* Shelving unit for plaster models

Article number	758R6=1	758R6=2
Version	Base shelf	Add-on shelf
Equipment	2x pairs of supports, 4x shelves, 2x grates, 4x bracing cross-beams, 6x support connectors, 1x diagonal bracing, 16x shelf clips	1x pair of supports, 4x shelves, 2x grates, 4x bracing cross-beams, 3x support connectors, 16x shelf clips
Dimensions WxDxH	1,058 x 524 x 2,000 mm	1,008 x 524 x 2,000 mm
Material	Galvanised steel sheet	
Shelf depth	500 mm	
Bearing capacity per shelf	100 kg	
Weight	65.1 kg	64.5 kg
Spare parts	758Y16=100X50 Grate for plaster shelving unit	



758R18=1

### 758R18=\* Shelf system

Article number	758R18=1	758R18=2
Equipment	2 x frames, 7 x shelves, 1 x cross bracing, 4 x cover caps	1 x frame, 7 x shelves, 1 x cross bracing, 4 x cover caps
Dimensions WxDxH	1,055 x 500 x 2,278 mm	1,025 x 500 x 2,278 mm
Material	Galvanised	
To be used for	For versatile and easily adjustable set-ups	
Bearing capacity per shelf	200 kg	
Type of shelf	Base shelf	Add-on shelf



758R18=2



## 758R16=1700 / 758R17=2600 Shelf for infrared heating cabinet for sheet materials

Article number	758R16=1700	758R17=2600
Dimensions WxDxH	1,700 x 1,100 x 1,450/1,800 mm	2,600 x 1,100 x 1,450/1,800 mm
Material	Steel	
Weight	165 kg	275 kg
Colour	Light grey (RAL 7035)	
To be used for	Shelf for 701E40=* and 701E41=* Infrared heating cabinet for sheet materials	
Version	<b>3x shelf top:</b> max. sheet size 1,600 x 1,100 mm	<b>3x shelf top:</b> 5 compartments for max. sheet size 400 x 400 mm 2 compartments for max. sheet size 2,450 x 1,100 mm <b>1x shelf right:</b> max. sheet width 510 mm <b>1x shelf left:</b> max. sheet width 410 mm

⦿ The infrared heating cabinet for sheet materials is not included in the scope of delivery.



## 758R7 Sheet shelf

Article number	758R7
Equipment	2x zinc-plated supporting frames, 4x shelves for sheet size 2,000 x 1,000 mm, plastic-coated cross beams (gentian blue (RAL 5010))
Dimensions WxDxH	2,320 x 1,100 x 2,500 mm
Material	Steel, plastic coated
Colour	Gentian blue (RAL 5010)
Shelf depth	1,100 mm
Bearing capacity per shelf	550 kg
Load capacity	Max. 6,000 kg
Weight	189 kg
Optional accessories	758Y13 Shelf



## Accessories for shelves

### 758Y24=1 Shelf box

Article number	758Y24=1
Dimensions WxH	300 x 200 mm
Material	Plastic
Length	500 mm
Quantity	3 piece(s)
Weight	1.5 kg



## Small-parts container



### 758Y10=6 Small-parts container

<b>Article number</b>	<b>758Y10=6</b>
<b>Equipment</b>	Sheet steel frame with welded base, clear drawers with label holders and lateral guide rails, safety stop prevents the drawers from falling out
<b>Height</b>	555 mm
<b>Dimensions WxD</b>	307 x 150 mm
<b>Number of drawers</b>	60 piece(s)
<b>Weight</b>	5.2 kg
<b>Colour</b>	Anthracite

## Cabinets



### 758F1 Tool cabinet, light grey

<b>Article number</b>	<b>758F1</b>
<b>Equipment</b>	Single panel door with cylinder lock, one drawer and two galvanised shelves on precision pull-outs which are mounted on ball bearings extendible to 80%, drawers and shelves are height-adjustable, impact and scratch-resistant surface, drawers and shelves can each hold up to 35 kg, upper cabinet section with raised edges
<b>Dimensions WxDxH</b>	500 x 500 x 1000 mm
<b>Material</b>	Steel sheet
<b>Weight</b>	31.4 kg
<b>Colour</b>	Light grey (RAL 7035)

• The decoration is not included in the delivery.



### 758F2=\* Materials cabinet

<b>Article number</b>	<b>758F2=40G</b>	<b>758F2=50G</b>
<b>Equipment</b>	Double doors, centrally locking, security lock, 4 height-adjustable slotted shelf inserts	
<b>Dimensions WxDxH</b>	<b>950 x 400 x 1,950 mm</b>	<b>950 x 500 x 1,950 mm</b>
<b>Material</b>	Steel sheet	
<b>Depth</b>	400 mm	500 mm
<b>Weight</b>	75 kg	85 kg
<b>Colour</b>	Light grey (RAL 7035)	

• The decoration is not included in the delivery.



### 758F100=850 Drawer cabinet

<b>Article number</b>	<b>758F100=850</b>
<b>Equipment</b>	Solid drawer cabinet with cylinder lock and two keys, replaceable drawers, each drawer with own stop, drawers extend 90% with load capacity up to 80 kg, steel bearings guarantee long service life and quiet operation, front panels with handle strips that can be labelled
<b>Dimensions WxDxH</b>	<b>564 x 725 x 850 mm</b>
<b>Material</b>	Steel
<b>Drawers</b>	6 piece(s)
<b>Weight</b>	77 kg
<b>Colour</b>	Light grey (RAL 7035)

## 758F26 Drawer cabinet

<b>Article number</b>	<b>758F26</b>
<b>Equipment</b>	fully extendable drawers that operate smoothly and quietly, individual pull-out protection, continuous aluminium handle strips, grooved rubber shelf (3 mm thick), usable drawer width x depth 918 x 612 mm
<b>Dimensions WxDxH</b>	1,024 x 725 x 1,325 mm
<b>Number and height of drawers</b>	4 x 100 mm (usable height: 82 mm) 3 x 125 mm (usable height: 107 mm) 3 x 150 mm (usable height: 132 mm)
<b>Load capacity</b>	75 kg per drawer
<b>Weight</b>	280 kg
<b>Colour</b>	Light grey (RAL 7035)



## Material cart

### 758R27 Material cart

<b>Article number</b>	<b>758R27</b>
<b>Version</b>	Six compartments, four caster wheels
<b>Dimensions WxDxH</b>	1,000 x 650 x 900 mm
<b>Material</b>	Steel
<b>Weight</b>	74 kg
<b>Colour</b>	Light grey (RAL 7035)
<b>To be used for</b>	Storing sheet materials



### 758R28=\* Shelf, mobile

Article number	758R28=4	758R28=5	758R28=6
<b>Equipment</b>	2x caster wheels, 2x fixed wheels		
<b>Dimensions WxDxH</b>	<b>1,000 x 330 x 1,000 mm</b>	<b>1,000 x 330 x 1,300 mm</b>	<b>1,000 x 330 x 1,600 mm</b>
<b>Material</b>	Steel		
<b>Number of shelves</b>	4 piece(s)	5 piece(s)	6 piece(s)
<b>Weight</b>	31 kg	44.1 kg	51.2 kg
<b>Colour</b>	Light grey (RAL 7035)		



- 1
- 2
- 3
- 4
- 5
- 6
- 7
- 8
- 9
- 10
- 11
- 12
- 13
- 14
- 15
- 16
- 17
- 18**
- 19



# Container workshops

In this chapter we present planning examples and room designs for container workshops.

## **Container workshop**

The advantages of a mobile container workshop are its universal and rapid availability, its great mobility and practicality and the relatively low expense required to create the infrastructure. An orthopaedic container workshop can be relocated or expanded quickly at any time. This allows an unlimited variety of workshop variations that take into account your particular requirements.

Container workshop ..... 260

1

2

3

4

5

6

7

8

9

10

11

12

13

14

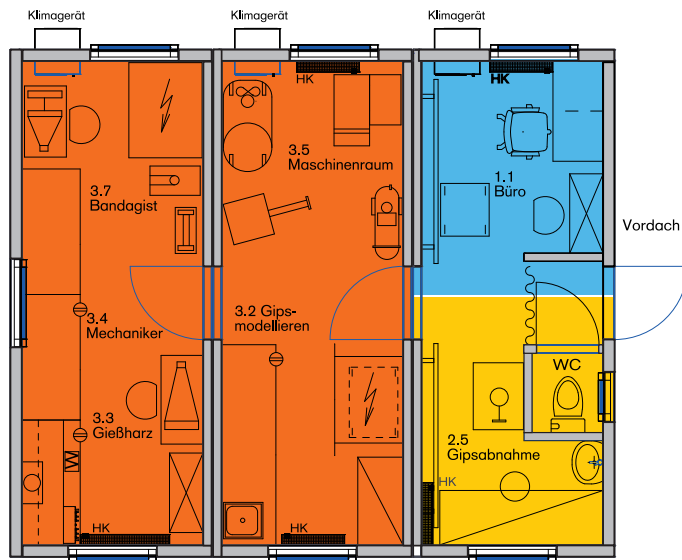
15

16

17

18

19



## Mobile orthopaedic workshops using standard containers

The “container workshop” concept incorporates Ottobock's worldwide experience in planning and implementing workshop projects of different sizes and for different tasks. In personal collaboration with our customers, we see it as our task to combine the structural quality of a special standard container with Ottobock's practically oriented technical equipment. Particularly in crisis areas and regions in which there are no suitable premises or buildings, the use of mobile workshops has proved invaluable. The container elements can be combined into orthopaedic workshops of different sizes depending on the requirements of individual situations.

### Benefits

- Can be used individually or in group combinations; can also be integrated into existing building complexes
- Easy structural setup on existing individual foundations
- Electrical and sanitary installations ready for use
- Independent power supply by means of a generator or external supply
- Careful insulation of walls, ceilings and floors
- Interior fittings easy to maintain
- Complete solutions for orthopaedic workshops of different sizes
- Short planning and equipping stage
- Fast delivery and usage as transport containers for machines, equipment and consumables
- Setup and commissioning in very short time
- Usage as an interim workshop and easy subsequent reuse
- Expansion with additional container groups for patient accommodations, training facilities, rehabilitation centre, etc.
- Good cost-benefit ratio
- Long service life due to the use of high-quality materials and detailed solutions

For further information, please do not hesitate to contact us. We would be pleased to provide you with a customised cost and planning proposal.

	1
	2
	3
	4
	5
	6
	7
	8
	9
	10
	11
	12
	13
	14
	15
	16
	17
	18
	19

1	3		Buffing wheel	176
2	3D L.A.S.A.R. Posture	14	Bunsen burner/ Alcohol burner	202
3	<b>A</b>		Button clamp	237
4	Abrasion resistant yarn	192	<b>C</b>	
5	Adapter sleeve	218	Cabinet	62
6	Air circulation filter attachment	245	Cabinet for 755E5 vacuum forming device	121
7	Allen box spanner	224 f	Cabinet with vapour and heat extraction	121
8	Allen key set	222	Calliper compass	216
9	Allen wrench	221	Callipers	215
10	Anatomical charts	25	Cantilever action end cutting pliers	227
11	Anatomical SIT-cast	28	Cap perforator	234
12	Angle grinder	151	Carrying case	250
13	Apron for plaster	248	Centre punches	233
14	Assembly platform for wheelchairs	38	Ceramic water basin/ Ceramic water basin for plaster	35
15	ATEX duct fan	108	Chairs	64
16	Attachment board	27	Clamping device	196 f
17	Autoclave	157	Clamps	237
18	Automated plaster mixing unit	37	Coating set	63, 143
19	Awl handle	203	Combination disc sander and belt sander	82
	Awls	203	Combination sharpening machine	99
	<b>B</b>		Combined service unit	143
	Backstitch scissors	209	Compressed-air chipping hammer	140
	Ball-peen hammer	226	Compressed-air plaster saw	140
	Ball head Allen wrench	221	Compressed-air stapler	142
	Ball pliers	230	Compressed air agitator	141
	Bandage scissors	209	Compressor	132 f
	Bandsaw	86	Conical drill bit	181
	Bandsaw blade	182	Conical vacuum pipe	162
	Base frame for ceramic basin	36	Connection piece	112, 223
	Basic examination chair	23	Convection heating cabinet	71 f
	Basin bracket	36	Convection heating cabinet with viewing window	70
	Belt sander	81	Cordless hand drill	151
	Bench-top cabinet	59	Countersink	236
	Bench grinding machine	83 f	Cross-line laser	12
	Bending iron	218	Cutter	206
	Bending pliers	229	Cutting device for pipes	212
	Bending pusher set	219	Cutting machine	206
	Blow gun	142	<b>D</b>	
	Boot widener	204	Dartfish motion analysis software	17
	Bracket	197	Deburring knife	211
	Branch connector	113, 136	Disposable gloves	247
	Brush	239	Disposable particle filter masks	249
	Brushes	238	Double-jaw tool holder	235
	Bubble level	216	Double hook	49
			Drawer	47



Drawer cabinet	256 f	Fixation clip	237
Drill arm	180	Fixing device for lacing plate	204
Drilling jig	180	Flat chisel	232
Drilling machines	85	Flat nose pliers	228
Dual grinding machine	82	Flexam Compact FSB/ Flexam Compact FSBP	95
Duct fan	108	Flexam Compact S 50	93
Dust bag	178	Flexam Compact SB75 and Flexam Compact P110	94
Dust collector	104	Flexam FSB 150	92
Dust collector V80 Compact All-in-One	106	Flexam FSB Executive	92
Dust collector V80 Compact Mini	105	Flexam FSBP Executive	87
<b>E</b>		Flexam LSB Executive/ Flexam FLSB Executive	91
Edge beveler	202	Flexam P30 and Flexam P45 Executive	96
Edge cutter	171	Flexam SB Executive	89
Edge knife	210	Flexam SBW Executive/ Flexam FSBW Executive	90
Electrical box	111	Flexam S Executive	88
Electric and compressed air connection for workbench	51	Flexam Undercover 100	93
Electric arc welder	156	Flexible shaft	150
Electric burner	155	Folding ruler	213
Electric cutter	152 f	Folding stick	203
Electric jigsaw	152	Foot block set	216
Electric plaster mixer	155	Foot plaster casting aid	26
Electric tacker	155	Footprint tracer	204
Electric two-roll silicone mill	100	Frame push-in pliers	227
Electric welder safety shield	249	Free-standing vice	197
Electronic table scale	156	Freezer counter	100
Electronic two-speed hand drill	150	Fuchs draw knife	211
Examination chair	23	<b>G</b>	
Examination table	22	Gate slide	111
Exhaust fan	245	Goniometer	215
Exhaust hose	112	Grating frame for plaster modelling tables	33 f
Eyewash station	251	Grinding roll	184 f
<b>F</b>		Grinding wheel	179
Face guard	248	Grit cloth	200
Face pin wrench	222	Ground hole for dust collection	111
Fan	110	<b>H</b>	
Felt knife	211	Habermann fine polisher	172 f
File handle	230, 232	Hair brush	189
Files	230 f	Hammers	226
Film holder	60	Hand-lever metal shears	207
Filter	250	Hand dressing tool	179
Filter pressure regulator	134, 144	Hand grinding motor	158
Fine cut saw	213	Hand reamer	236
Fire blanket	251	Hand sealing iron	154
Fire blanket container	251	Hard metal cutter	158
First-aid kit	250	Hearing protection	249

Heating cabinet with viewing windows	72	Line brush	63
Heel edge file	231	Liner trimmer	206
Heel height measuring device	14 f	Locating bolt	217
Heider foot measurement device	205	Locking pliers	229
Height marking gauge	217		
Hexagon bit	223	<b>M</b>	
Hex bit	224	Machine vice	180
High-leverage snips	228	Master 45C Press	122
High-performance cutter	169	Material cart	257
Hip-cast plaster device	27	Materials cabinet	256
Holder for hot air gun	148	Measuring tape	214
Holder for lamination suction pipe	163	Mechanical two-roll mill	100
Hook	49	Metal dust exhaust system	107
Hose clip	112	Metal hacksaw frame	213
Hot air gun	148	Metal saw blade	213
HSS pin set	150	Milling mat	121
		Milling set for processing seat cushions	153
<b>I</b>		Mirror	22
Ideal metal shears	207	Mixing block	201
Infrared heating cabinet	68 f	Mobile orthopaedic workshops	260
Infrared heating cabinet for sheet materials	69	Mobile suction and filtration system	108
Insulation mat	168	Mobile vacuum pump with tank	127
Internal socket tensioning device	63	Model angle	216
Ipsocast	27	Mounting frame with laser	13
		Multitool	153
<b>K</b>			
Key file set	231	<b>N</b>	
Knee pivot gauge/ 50:50 Gauge	15	Naumkeag	189
Knife milling tool	169	Nylon brush	186
Knives	210		
Kraftform screwdriver set	219	<b>O</b>	
		Open storage box	50
<b>L</b>		Orthopaedic footwear convection oven	75
Lamination island	57	Orthopaedic press	122
Lamination workstation	58	Orthotic alignment aid	16
Lamination workstation SAV 550L	56	Orthotic joint alignment set	16, 217
Lapping wheel/ Wool yarn disc	189	Orthotrack	205
Last milling cutter	188	Ottobock alignment apparatus	14
Latex-free examination glove	247	Ottobock casting frame	26
Latex gloves for work with plaster	247	Ottobock diameter	215
Leather knife	210	Ottobock polisher	172
Leather roughener with wooden handle	238	Ottobock sanding drum	172
Leather scissors	208	Ottobock transfer device	15
Leather sharpening and cutting machine	207		
Leather splitting and flattening machine	206	<b>P</b>	
Leg rest	24	Paint spray booth	63
Lightweight cut-resistant protective glove	246	Paint spray gun	142

Paper roll holder	50	Polishing roller set	175
Parallel alignment tool	218	Polishing sanding drum	177
Pelvimeter	215	Polishing wheel	186
Perfo hole plate	49	Positioning aid	218
PFP anvil	38	Precision spring divider	216
Phillips offset screwdriver	220	Prepreg oven	73
Phillips screwdriver	220	Pricker	203
Pick hammer	225	Processing roller	201
Pine cone cutter	169	PROS.A. Assembly	13
Pin punch set	233	Protective gloves	248
Pin spanner	222	Protective goggles	248
Pipe vice	196	Protective vice jaw	198
Pivot point adjustment aid	16	PVC fabric hose	135
Plaster-cast cutter	158		
Plaster bandage cart	28	<b>Q</b>	
Plaster cast cutter	208	Quick-action coupling with hose connection	135
Plaster cast tube retainer	196, 200	Quick-action coupling with threaded connection	135
Plaster container	239		
Plaster cup	199	<b>R</b>	
Plaster drying oven	74	Rasp	186
Plaster drying with compressed air	143	Rasp milling tool	170 f
Plaster knife	210	Rasps	232
Plaster modelling table	32	Reducing nipple	136
Plaster processing station	32	Relief floor panels	21
Plaster saw	149	Respiratory protection half-mask	250
Plaster scissors	208	Revolving eyelet machine	205
Plaster scoop	200	Revolving punch pliers	229
Plaster separator	36	Ring/open-end combination spanner set	225
Plaster silo	37	Rivet extractor	234
Plaster sink	35	Rivet header	234
Plaster smoothing tool	200	Rivet rail	227
Plaster spatula	199	Roll holder	60
Plaster stirrer	200	Roll storage	59
Plaster trowel	199	Room disinfection unit	246
Plaster tube support frame	37	Round holder	50
Plastic basin	37	Round nose pliers	228
Plastic lamination tool kit	163	Rubber sanding cone for processing plastics	175
Pliers	227	Ruler	214
Plug-in nipple	135		
Plug-in nozzle	135	<b>S</b>	
Pneumatic gate slide	111	Saddler's needle	203
Pneumatic grinding roll	184	Safety storage cabinet	244
Pneumatic hand drill	141	Sanding belt	178 f
Podo-grinding roll	187	Sanding belt 1125x100	183
Podometer	24	Sanding belt 1480x100	183
Polishing brush	159	Sanding belt 1650x40	183
Polishing disc	177	Sanding belt 1650x100	183

Sanding belt for	178	Sit-cast casting device	28
Sanding brush	177	Sizing knife	211
Sanding cone	174, 185	Sizing table	39
Sanding drum	159, 173 f	Slotted screwdriver	219 f
Sanding grate	200	Small-parts container	256
Sandpaper disc	179	Smoothing/buffing polisher	176
Saw blade	149	Socket and spanner set	225
Scalpel holder	201	Socket measuring device	215
Scissors	202, 208 f	Socket router	78 f
Screw-in and hose nozzle	136	Socket router with integrated suction system	80
Screw clamp	237	Soft lead block for metal chasing	226
Screw clamps	129, 136	Sole milling cutter	187 f
Screwdriver set	220	Sole sewing machine ST 90 Eco	99
Screw press	205	Spark protection	179
Scriber	217	Spatula	201
Security storage cabinet	244	Special scissors for cutting synthetic fabrics	209
Segment short arc	112	Special spiral drill bit	180
Serafil sewing thread	191	Spinal casting aid	26
Service unit	134, 144	Spiral air pressure hose	134, 144
Set of hand taps	235	Spiral drill bit	180
Sewing machine needle	190	Spiral drill bit set	181
Sewing machine oil	192	Spot facer cutter	236
Sewing needle	190 f	Spring gauge	214
Sewing thread	191 f	Sprinkle can	240
Shaker	157	Square box spanner	224
Sharpening machine	99	Stainless steel bowl	29
Sharpening steel	212	Staple gripper	238
Sharpening stone	212	Staple gun	238
Sharpening stones	181	Stationary vacuum pump with tank	128
Sheet shelf	255	Steel-wire sanding drum	176
Shelf	257	Steel square	214
Shelf box	255	Stepped drill bit for valve holes	181
Shelf for infrared heating cabinet for sheet materials	255	Stockinette straps	199
Shelf system	254	Storage container	239
Shelving unit for plaster models	254	Strap cutting machine	211
Shoemaker's hammer	226	Suction arm	60
Shoemaker's knife	210	Suction arm with wall bracket	111
Shoemaker's rasp	231	Suction booth	61
Shoemaker's repair sewing machine	98	Suction hood	168
Shoemaker's stool	64	Suction pipe for lamination	163
Side and face milling cutter	171	Suction top for workbench	48
Silicone cutter	159	Surform rasp	232
Silicone milling mat	121	Surform rasp holder	231
Silicone mixing cup	202	Swivel chair	24
Silicone polisher	159		
Silicone sanding cone set	176		
Single-needle	98		
		<b>T</b>	
		T-handle TORX® screwdriver	221

Table	24	Vacuum hose	129
Tabletop sink	35	Vacuum machine	126
Tabletop suction	47	Vacuum pipe	162
Tack lifter	222	Vacuum pump without tank	126
Talcum tin	239	Vacuum regulation unit	129
Tap and die set	234	Vernier callipers	214
Taps	235	vice	197
Teflon welding tape	154	Vice	197
Temperature resistant gloves	246	Vice jaw protectors	198
Tensioning clamp	114	Vice jaws for pyramid adapter	198
Tensioning frame	55	Vice lift	199
Test platform with inclined surface and steps	20	Vice lift with floor column	198
Threaded connector	178	Vice rotating base	198
Threaded studs	168	Visitor's chair	25
Tool cabinet	256		
Tool clamp	50	<b>W</b>	
Tool holder	169	Wad punch set	233
Tool kit	233	Wall bracket	110
Top-mount fan for lamination workstations	109	Waste container	64 f
Top-mount rack for workbench	48	Water pan	75
Torque wrench	223	Waxed yarn	192
TORX® bit range	224	Wax knife	202
TORX® key set	221	Welder's apron	248
Tracing wheel	216	Welding fume exhaust arm	110
Transfer apparatus for partial foot prosthesis	15	Welding nozzle	148
Transition	113	Welding table	38
Treadmill	20	Wet/dry vacuum cleaner	154
Treatment/examination chair	23	Widia grinding roll	185
Tripod	204	Widia naumkeag	188
Tube	112	Wood chisels	230
Tube cutter	212	Wood creaser	203
Tube deburring device	212	Workbench	43 ff
Tweezers	202	Workbench for processing adhesives	40 f
Two-way exhaust pipe	163 f	Workbench for six persons	42
Two-way vacuum pipe	163 f	Workbench with drawer cabinet	45 f
Tyre inflation measurement device	143	Workbench with drawer unit	44
		Workbench with material storage	42
<b>U</b>		Working area mat	51
Universal cutting machine	152	Work stand	204
Universal pliers	228 f		
		<b>X</b>	
<b>V</b>		X-ray light cabinet	25
Vacuum forming adapter	55, 59		
Vacuum forming device	118 ff	<b>Y</b>	
Vacuum forming tool kit	55	Yarn	192
Vacuum forming workstation	52 ff		
Vacuum frame	120	<b>Z</b>	
		Zigzag sewing machine	97



Article	Page	Article	Page	Article	Page
<b>21-35</b>		89W6	100	641H13	246
21B34	199	89X1	202	641H14	246
<b>36-89</b>		89X2	202	641H16	247
89A1	157	89Z1	202	641H17	247
89E1	158	<b>A-Z</b>		641S1	248
89E2	157		232	646F106	25
89F1	158	<b>610-619</b>		646F195	25
89F2	158	616R2	129	646F267	25
89F3	158	616R6	129	646F279	25
89F5	159	616R7	135	646F290	25
89F6	159	616R25	129	647F33	205
89F7	159	<b>620-629</b>		647X20	17
89F8	159	624Z7	191	649G6	178
89F16	159	624Z20	191	649G14	179
89F21	158	624Z22	191	649G22	200
89F23	158	624Z23	192	649G60	178
89G1	201	624Z24	192	649G121	183
89G2	201	624Z25	192	649G124	183
89G3	201	624Z26	192	649G125	183
89G9	201	625S70	111	649G126	178
89G10	201	<b>630-639</b>		649G146	178
89G11	201	633F17	192	649G155	183
89J1	15	<b>640-699</b>		649P8	179
89L1	202	641F1	251	662M1	213
89M2	201	641H1	247	662M4	215
89P1	159	641H3	246	699Y2	154
89P5	159	641H9	247	<b>700-799</b>	
89S1	201	641H12	247	701A1	205
89S2	202			701A2	205
89S10	202, 209			701A3	204
89W1	100			701B5	150
				701B6	85

<b>Article</b>	<b>Page</b>	<b>Article</b>	<b>Page</b>	<b>Article</b>	<b>Page</b>
701B70	85	701L501	122	702F5	112
701E7	71	701N3	97	702F7	168
701E8	72	701N8	98	702F31	168
701E15	73	701N10	99	702F67	178
701E25	73	701N15	99	702F194	168
701E31	74	701N20	99	702L34	188
701E40	68	701N23	98	702L35	187
701E41	68	701N24	98	702L36	188
701E43	69	701N25	98	702L52	185
701E44	69	701N30	97	702L56	185
701E51	75	701P4	81	702L58	185
701E90	70	701P11	82	702L63	184
701E91	70	701P30	82	702L65	186
701F5	83	701P45	83	702L66	186
701F30	80	701P46	84	702L68	184
701F39	78	701P250	81	702L69	184
701F40	78	701R20	122	702L72	185
701F41	79	701S3	86	702L75	186
701F43	79	701S60	86	702L76	186
701L20	88	701Z15	104	702L78	189
701L21	89	701Z60	105	702L84	189
701L22	90	701Z65	105	702L86	189
701L23	90	701Z80	106	702L93	187
701L24	91	701Z85	106	702L94	187
701L25	92	701Z110	154	702L96	187
701L26	96	701Z120	104	702L128	188
701L40	93	701Z125	104	702L160	189
701L51	93	701Z150	37	702L161	189
701L60	94	701Z700	107	702L164	189
701L61	95	702B4	180	702L168	187
701L62	95	702B8	150	702P11	179
701L70	87	702B9	180	702P16	179
701L500	122	702F2	112	702P17	179



<b>Article</b>	<b>Page</b>	<b>Article</b>	<b>Page</b>	<b>Article</b>	<b>Page</b>
702Y77	111	705S2	226	709G2	225
702Y140	111	705T2	226	709R1	225
702Y141	111	705T3	226	709R2	225
702Y180	112	705T5	226	709R5	225
702Y190	112	706C1	228	709S7	224
702Y200	113	706F2	228	709S16	222
702Y210	111	706F3	228	709S17	225
702Y220	112	706G1	208	709S110	221
702Y230	114	706K1	227	709S150	221
702Y250	113	706K2	227	709S200	224
703B1	38	706K3	227	709S201	222
704B1	197	706L1	229	709S300	224
704B8	197	706L2	229	709S530	221
704G7	196, 200	706R5	229	709Z2	222
704G8	196	706X2	228	709Z4	222
704G11	197	706X3	229	709Z6	222
704G12	197	706X5	229	710D12	223
704G13	197	706X6	229	710D20	223
704G16	163	706X7	228	710D21	223
704G17	163	706X8	229	710D23	223
704G300	196	706X10	229	710H20	219
704M1	180	706Z4	227	710H30	219
704Y1	199	706Z6	228	710H50	220
704Y4	198	706Z7	227	710H60	220
704Y5	198	706Z8	230	710H70	219
704Y13	198	708B4	182	710H80	220
704Y14	212	708B5	182	710H90	220
704Y40	198	708B6	182	710Y2	224
704Y700	198	708M2	213	710Y19	223
705B2	226	708M4	213	710Y21	223
705G1	226	708M5	213	710Y22	223
705G2	226	708S3	213	710Y24	224
705S1	225	708S4	213	710Y25	224

<b>Article</b>	<b>Page</b>	<b>Article</b>	<b>Page</b>	<b>Article</b>	<b>Page</b>
710Y120	221	716S2	231	719S7	209
710Z10	220	716Y5	231	719S20	209
711F1	237	717L4	233	719S21	209
711F2	237	717L5	234	719Z1	209
711K1	237	718G1	210	720A1	230
711R1	237	718H1	211	720A2	230
711S1	218	718H2	210	722H1	230, 232
711S2	219	718H3	211	722H3	203
711S3	218	718H4	210	722H5	203
711S4	218	718H5	211	723A2	203
711S5	218	718H6	210	723A3	203
711Z1	237	718H7	210	723H3	203
711Z2	237	718H8	210	723M9	190
711Z3	237	718H9	210	723M15	190
712A1	237	718H10	210	723M20	190
713A3	232	718H12	211	723M22	190
713Z1	233	718H13	211	723M23	190
714N1	234	718R1	212	723M27	191
714N2	234	718S2	211	723Z1	203
714U4	233	719B2	207	724S1	180
715D7	231	719B6	207	724S6	180
715F1	230	719G1	208	724S9	181
715H1	230	719G2	208	726S7	236
715H3	231	719G3	209	726W6	236
715R1	231	719G4	208	726W8	236
715V1	231	719L1	208	726W9	181
715Z1	231	719L2	208	727S4	236
716G1	200	719L5	208	729M1	150
716G2	200	719L6	208	729S22	171
716H3	232	719R5	212	729S24	169
716H4	232	719S4	208	729V1	181
716R1	232	719S5	208	729W3	170
716S1	231	719S6	209	729W8	170

<b>Article</b>	<b>Page</b>	<b>Article</b>	<b>Page</b>	<b>Article</b>	<b>Page</b>
729W17	170	743A211	13	743W4	216
729W23	169	743A220	13	743W5	216
729W25	171	743B1	214	743W8	215
729W26	169	743B2	214	743Y25	27
729W27	169	743B3	214	743Y31	216
729W31	170	743B4	214	743Y32	216
729W32	170	743E3	217	743Y46	218
729W33	171	743E5	215	743Y47	217
731B21	235	743E7	213	743Y48	218
731B25	235	743E8	214	743Y50	28
731B32	235	743E9	214	743Z6	205
731H4	235	743G1	28	746A3	142
731Z1	234	743G5	27	746B20	63, 143
735A3	38	743G10	28	747A1	239
735A4	226	743G15	27	747A4	239
735A5	227	743L5	12	747A5	63
735A6	204	743L500	14	748B2	238
742A2	217	743P2	204	748B3	238
742A3	217	743P12	24	748B6	238
742A4	217	743R3	218	749A2	181
742A5	216	743R5	218	749A3	212
742K1	233	743R6	16, 217	749A4	212
742K3	233	743S1	215	749B1	176
743A6	16	743S3	214	749F2	175
743A7	16	743S4	214	749F4	175
743A8	15	743S10	215	749F5	175
743A9	26	743S12	14	749F6	172
743A11	26	743S120	15	749F8	174
743A20	63	743T2	214	749F9	175
743A80	15	743T3	215	749F10	175
743A100	14	743T4	216	749F16	176
743A150	26	743W2	215	749Y19	176
743A160	15	743W3	214	749Y21	177

<b>Article</b>	<b>Page</b>	<b>Article</b>	<b>Page</b>	<b>Article</b>	<b>Page</b>
749Y110	184	754W20	32	755W5	156
749Z2	172	754W23	35	755W6	156
749Z3	172	754W24	35	755X23	163
749Z4	173	754W31	239	755X123	164
749Z5	173	754Y4	36	755X180	55, 59
749Z6	173	754Y10	37	755X220	162
749Z7	172	754Y70	36	755X221	162
749Z8	173	755E2	118	755X223	197
749Z9	174	755E5	119	755X230	162
749Z10	177	755E60	118	755X940	162
749Z11	176	755E61	118	755Y1	135
749Z12	177	755E62	120	755Y2	135
749Z16	174	755E70	126	755Y3	135
749Z17	174	755E80	127	755Y4	135
749Z18	174	755E100	128	755Y5	134, 144
752T1	21	755E110	128	755Y7	134, 144
752T2	21	755E600	126	755Y8	129, 136
752T10	51	755H2	129	755Y9	143
754B1	199	755K1	132	755Y11	121
754B4	240	755K2	133	755Y15	136
754F1	251	755K3	133	755Y16	136
754G2	37	755K5	132	755Y17	134, 144
754M3	239	755K6	133	755Y28	136
754M4	239	755R2	163	755Y75	121
754T3	250	755R5	163	755Y76	121
754W1	37	755R11	163	755Y77	121
754W2	64	755R100	164	755Y78	120
754W5	29	755T1	54	755Y79	121
754W6	35	755T2	52	755Y100	142
754W8	35	755T3	163	755Y550	143
754W9	65	755T4	55	756B2	152
754W10	65	755T6	53	756B3	155
754W15	36	755T50	55	756B6	152

<b>Article</b>	<b>Page</b>	<b>Article</b>	<b>Page</b>	<b>Article</b>	<b>Page</b>
756B8	153	756L50	204	758A110	32
756B10	153	756S2	156	758A140	45
756B11	151	756S5	38	758A150	39
756B12	149	756W1	151	758A300	42
756B15	155	756Y6	248	758A350	41
756B20	149	756Y7	249	758E1	246
756B60	153	756Y8	248	758F1	256
756D1	141	756Y12	148	758F2	256
756D2	140	756Y14	248	758F21	244
756D3	141	756Y15	248	758F26	257
756E1	154	756Y17	249	758F32	121
756E2	148	756Y22	249	758F35	121
756E4	140	756Y62	149	758F100	256
756E6	148	756Y63	149	758F200	244
756E8	155	756Y80	250	758F220	244
756E9	148	756Y81	148	758G7	20
756E10	238	756Y90	143	758G9	20
756E11	148	756Z4	250	758G10	21
756E50	142	756Z5	250	758G11	20
756G1	199	758A1	43	758G30	21
756G2	199	758A2	43	758H6	23
756G3	200	758A3	43	758H7	24, 64
756G4	200	758A4	43	758H11	64
756G9	143	758A7	28	758H12	64
756L1	206	758A10	32	758H13	24
756L2	207	758A60	42	758H15	23
756L3	206	758A61	39	758H16	64
756L4	204	758A65	41	758H23	64
756L6	211	758A66	40	758H80	25
756L8	152	758A79	44	758L1	22
756L9	206	758A81	44	758L60	22
756L10	206	758A82	45	758L70	23
756L11	206	758A85	46	758M1	22

<b>Article</b>	<b>Page</b>	<b>Article</b>	<b>Page</b>	<b>Article</b>	<b>Page</b>
758M2	22	758Z91	48	799A4	202
758R6	254	758Z96	48	799A5	203
758R7	255	758Z98	48	799P1	202
758R15	254	758Z99	47	799P2	202
758R16	255	758Z100	108	799S3	222
758R17	255	758Z101	47	799S4	238
758R18	254	758Z111	59	799S5	210
758R27	257	758Z113	58	799Z1	216
758R28	257	758Z116	58		
758T8	24	758Z117	56		
758X5	250	758Z119	59		
758X11	251	758Z121	60		
758X120	25	758Z131	61		
758Y10	256	758Z132	61		
758Y24	255	758Z133	62		
758Y81	50	758Z135	49		
758Y270	169	758Z136	49		
758Y272	169	758Z138	57		
758Y290	33	758Z185	60		
758Y291	34	759P1	75		
758Y600	49	760A40	60		
758Y601	49	760A41	111		
758Y603	50	760B1	110		
758Y604	50	760E1	110		
758Y605	49	760E4	245		
758Y606	50	760E11	245		
758Y607	50	760E15	109		
758Y608	50	760E20	108		
758Z60	63	760E30	108		
758Z70	48	760K2	100		
758Z78	51	760R1	110		
758Z79	51	798Z4	178		
758Z81	51	799A3	203		

---

A large grid of dotted lines for taking notes or comments.

A large grid of small dots for taking notes or comments.



---

A large grid of dotted lines for taking notes or comments.





Visitor address for the Ottobock Planning & Equipping showroom  
Mandenmaker 14 · 5253 RC Nieuwkuijk/The Netherlands  
T +31 73 518 64 88 · [customersupport.pe@ottobock.com](mailto:customersupport.pe@ottobock.com) · [pem.ottobock.com](http://pem.ottobock.com)

Ottobock SE & Co. KGaA  
Max-Näder-Str. 15 · 37115 Duderstadt/Germany  
T +49 5527 848-0 · F +49 5527 72330  
[healthcare@ottobock.de](mailto:healthcare@ottobock.de) · [www.ottobock.com](http://www.ottobock.com)