

Baxx Line

For comfort, stability and easy handling

Quality for life





Baxx Line

The Ottobock Baxx Line expands our seating and positioning portfolio and is designed to complement our seat cushions as part of our overall Seating Philosophy.

Ottobock Baxx Line, divided into the Aluminium Back Series (AL) and the Aluminium Back Series Flat Top (AFT), provides posterior and lateral support to the trunk. A choice of 5 lengths, 3 contours and 11 back widths provides a wide range of shell shapes to match the individual support needs of the user. More than 160 possible combinations are available. A special highlight is the ability to choose between several colours of the back shell. Ottobock Baxx are made from aluminium, and easy to install. The Baxx system is designed to fit a large variety of Ottobock and third party wheelchairs.

Baxx Line positively affects the health and wellbeing of users due to their ergonomic shape. Poor long term sitting postures are associated with health problems. The form and specific trunk support provided by the Baxx Line promotes improved sitting posture which in turn improves postural stability and comfort.

Ottobock Seating Philosophy

We believe every wheelchair user has a unique combination of requirements and priorities necessitating tailored wheelchair seating solutions, often using a combination of different wheelchair and seating products.

Seating solutions should consider

- User comfort: static and dynamic seating tolerance
- Functional independence: postural influences on mobility, communication, field of vision, breathing and swallowing, etc.
- Purposeful movement: vital for independence, mobility, comfort and well-being
- Safety: risk management balanced against potential benefits
- Pelvic position: influence on spinal shape, neck and head position
- Foot position: impact on the pelvis position
- Postural alignment and stability: effect of static and dynamic situation on positioning (up / down slopes, traversing cambers or when the wheelchair is used as a seat in a vehicle)
- Flexible postural changes: need for corrective support
- Fixed postural changes: need to accommodate and support
- Muscle tone: positioning influences muscle tone and reflexes
- Tissue tolerance: vulnerability to pressure, shear and unfavorable microclimate conditions

Ottobock Seating Molecule



Good wheelchair seating should consider each individual's unique combination of requirements in order to optimise comfort, health and functional independence. The clinical seating molecule is a visual representation of the most critical design features which should be identified and prioritised in order to select the optimal seating solution.

All specialist wheelchair positioning supports should be selected based on a prioritised combination of individual requirements. The rankings provided by each molecule in this brochure are designed to support, rather than replace, clinical reasoning when selecting between different Ottobock wheelchair positioning supports. Please note that these rankings are not intended to imply any claim regarding the overall performance of Ottobock cushions compared with non-Ottobock products.



Pressure Redistribution

is the ability of a support surface to immerse and envelop the user, thus reducing damaging peak pressures.



Shear Reduction

is the ability of a material to move with a user, thus reducing damaging parallel shear forces deep in the tissue.



Microclimate Control

refers to a material's ability to dissipate heat and moisture, thus reducing discomfort and the risk of tissue injury.



Postural Stability

is the ability of a seat to support a user with poor sitting balance, thus helping to maintain a symmetrical seated position over time.



Postural Management

refers to seating systems that are anatomically shaped to promote good posture, or can be modified or adjusted to support or correct individual postures, e.g. pelvic obliquity.



Impact Damping

is the ability of a support surface to reduce shock and vibration, thus increasing user comfort and stability when in motion.

Content

Baxx Line

Page 8 – 11



Application
For users with good postural stability, or those who require separate lateral supports, e.g. for mild scoliosis.

Active contour
64 mm



Application
For users who require moderate integral lateral support, but do not require separate lateral supports, e.g. mild postural instability.

Deep contour
100 mm



Application
For users who would benefit from a high level of integral lateral support e.g. significant postural instability.

Extra deep contour
150 mm

Hardware



Application
Suitable for active users with good hand function, or carer assisted users, who wish to remove their back support for transportation or storage. Offers more depth and angle adjustment than the Quick Release.

Angle adjustment range
+/-15°



Application
Suitable for users who require a wheelchair as a seat, or require a quick release system for easy transfer to a vehicle. The Quick Release mechanism is optimized for those with limited hand function, e.g. tetraplegics.

Angle adjustment range
+/-10°

- 1 | Baxx Line
 - Shell types and widths 8
 - Shell lengths and depths 10
- 2 | Hardware
 - Basic Release 12
 - Quick Release 12
 - 2-Point Pro 12
 - 4-Point Pro 12
- 3 | Options and Accessories
 - Shell colours 14
 - Lateral support and options 15
- 4 | Overview



<p>Release</p> <p>who use their at in transporta- quick removal nsfer into a Release mised for use by hand function, e.g.</p>	<p>2-Point Pro</p> <p>Application Suitable for manual and powered wheelchair users who do not remove their back support.</p>	<p>4-Point Pro</p> <p>Application Suitable for manual or powered wheelchair users who do not remove their back support. Offers more depth and angle adjustment than the 2-Point Pro. 4 point mount on the back canes makes this particularly suitable for users who are heavy on their equipment.</p>
--	--	---

<p>Angle adjustment range</p>	<p>Angle adjustment range +/-10°</p>	<p>Angle adjustment range +/-15°</p>
--------------------------------------	---	---

Options



<p>Colour choice The Baxx are available in a large range of colours.</p>	<p>Options The user can choose between several options like lateral support, loop handle or draft protection.</p>
---	--

<p>Available in more than 10 different colours</p>	<p>Loop handle Makes it easier to remove the back support</p>
---	--

Baxx Line



Baxx Line

The Ottobock Baxx Line is divided into the Baxx Aluminum Back Series (AL) and the Baxx Aluminium Flat Top Back Series (AFT). Both series are anatomically shaped with a rigid aluminum shell. Large cut-outs in the shell reduce weight and simplify handling. The backs are padded at the top for comfortable sitting during everyday activities. The Baxx Line backs are available in 5 lengths, 3 contour depths and eleven widths to enable selection tailored to the individual's needs. In addition Ottobock Baxx are available in various colours to match the Ottobock wheelchair frames, if desired.

Shell types and widths

The Ottobock Baxx Line have three sizing dimensions. The back width, the back length and the contour depth. The Baxx AL series (lengths 250/330/410 mm) has a scapular cut out allow free movement of the shoulder blades making them ideal for active users. The Baxx AFT series (lengths 460/510 mm) include scapular support for maximum stability making them suitable for users with more complex needs.



Padded at the top for comfortable sitting during everyday activities.



Large cut-outs in the shell reduce weight and simplify handling.

Draft protection

The backs are available in different colours, so you can colour match your back to your Ottobock wheelchair.



Baxx AL series lengths

- Low: 250 mm
- Medium: 330 mm
- Standard: 410 mm

Baxx AFT series lengths

- Tall: 460 mm
- Xtall: 510 mm

The top profile of the back support is shaped to match the user's anatomy. Low and medium length back supports (AL), are shaped to follow the shape of the rib cage & provide relief for the scapulars. This makes them ideal for active users who wish to leave their upper body / scapular area free for self-propulsion and other activities. The tallest two back supports feature a Flat Top (AFT), which provides full support to the scapular area. This makes them suitable for more passive users who require maximum posterior support. All quoted back support lengths refer to the actual support structure (length of the aluminium shell not including the back cushion and cover). As the back cushion is designed to overlap the back shell to minimize pressure areas and maximize comfort, the length of the back with the back cushion will be roughly 50 mm longer than quoted above.

Baxx Line



Three depths

Shell lengths and depths

When selecting the lateral support depth, please take into consideration the level of lateral trunk support needed by the user, the users body shape, and transfer method. If you wish to use separate lateral supports, then please select the active contour.



• **Active (64 mm)**
Very mild contouring



• **Deep (100 mm)**
Moderate contouring



• **Extra Deep (150 mm)**
Significant contouring



Back width	Contour	active			semi active	
		Baxx Aluminium Backs lengths (AL)			Baxx Aluminium Backs Flat Top lengths (AFT)	
		low: 250 mm	medium: 330 mm	standard: 410 mm	tall: 460 mm	Xtall: 510 mm
250 mm	active: 64 mm	•				
	deep: 100 mm	•				
280 mm	active: 64 mm	•				
	deep: 100 mm	•				
310 mm	active: 64 mm	•	•			
	deep: 100 mm	•	•			
330 mm	active: 64 mm	•	•			
	deep: 100 mm	•	•			
360 mm	active: 64 mm	•	•	•		
	deep: 100 mm	•	•	•		
380 mm	active: 64 mm	•	•	•		
	deep: 100 mm	•	•	•		
410 mm	active: 64 mm	•	•	•	•	•
	deep: 100 mm	•	•	•	•	•
	extra deep: 150 mm			•	•	•
430 mm	active: 64 mm	•	•	•	•	•
	deep: 100 mm	•	•	•	•	•
	extra deep: 150 mm			•	•	•
460 mm	active: 64 mm	•	•	•	•	•
	deep: 100 mm	•	•	•	•	•
	extra deep: 150 mm			•	•	•
480 mm	active: 64 mm	•	•	•	•	•
	deep: 100 mm	•	•	•	•	•
	extra deep: 150 mm			•	•	•
510 mm	active: 64 mm	•	•	•	•	•
	deep: 100 mm	•	•	•	•	•
	extra deep: 150 mm			•	•	•

Hardware



Hardware

There are four different mounting kits available. Two removable mounting kits (Basic Release and Quick Release) and two fixed mounting kits (2-Point Pro and 4-Point Pro).

Different mounting kits



1 Basic Release

The Basic Release mounting kit is adjustable, removable and very user friendly. Shorter brackets and cutout simplify attachment of back system to chairs with rigidizer bars.



2 Quick Release

The Quick Release is removable and adjustable in positioning. It is designed for users of folding frame wheelchairs that may need greater angle depth and width adjustments. The Quick Release Transport Certified has been crash tested ISO 16840 4 and ANSI / RENZA WC-4, section 20.



3 2-Point Pro

The 2-Point mounting kit is stationary and adjustable in positioning. It's designed for users of rigid framed manual wheelchairs or powered wheelchairs who prefer angle and depth adjustment.



4 4-Point Pro

The 4-Point mounting kit is fixed and adjustable in positioning providing additional stability and additional depth adjustability.

The cover material is made from 4D spacer fabrics designed to resist stains and improve breathability. Only available on the Ottobock edition.

Choice of more than 10 different shell colours.



Removable Quick Release Transport Certified lock has been crash tested.

Transport pin

	1 Basic Release	2 Quick Release	3 2-Point Pro	4 4-Point Pro
		removable		fixed
Adjusting range				
Angle	+/- 15°	+/- 10°	+/- 10°	+/- 15°
Depth	57 mm	32 mm	32 mm	57 mm
Width	25 mm	25 mm	25 mm	25 mm
Tube diameter	19–25 mm	15–25 mm	15–25 mm	19–25 mm

Options and Accessories




Colour Choice


These colours are selected to enable the back support to be matched exactly to an Ottobock wheelchair frame. For more information on Ottobock wheelchairs please contact your local Ottobock dealer / rep.

Shell Colours

RAL colours (Powder coating)



White RAL 9016



Cream RAL 9001




Yellow RAL 1023



Signal red RAL 3001



Pink RAL 4010



Jet black RAL 9005



Jet black RAL 9005 matte

Effect colours (Powder coating)



Sparkle light orange



Candy red



Vinho sparkle



Ice blue



Sky blue




Marine blue



Saturn blue metallic



Sparkle granny-smith



Brilliant silver



Silver metallic



Anthracite metallic



Sparkling iron effect light



Shimano matte

Optional features



Lateral support

Please note that lateral supports are only available on Active contour back supports. The user has the choice of fixed and swingaway lateral brackets and a choice of S, M, L, XL lateral pads. Swingaway laterals can be very helpful where the user is hoisted or transfers sideways.

Lateral support	Size			
	S	M	L	XL
Height (mm)	76	76	114	102
Depth (mm)	76	102	114	152

Draft protection

In addition to the lateral support, the user can order also a zipped draft protection (privacy flap) that fits between the base of the back support and the wheelchair seat.

Loop handle

An optional loop handle is also available to make it easier to remove the back support.



Privacy flap

The draft protection is secured by a zipper on Baxx back and with the help of Velcro on the seat upholstery. It fits between the lower back and the wheelchair seat.



Loop handle

Makes it easier to remove the back support.



Lumbar / Thoracic support

Make fine adjustments for a range of postures including kyphosis and lordosis with this simple and adaptable solution.

Overview

Step by Step

From the more than 160 possible combinations, the optimal Baxx Back to meet the needs of each individual user can be determined in 4 easy steps.

Step 1

Select shell type

Based on the needs of the user, decide which shell depth (contour) is required.

- Active
- Deep
- Extra deep

Step 2

Select shell width

Measure the widest part of the trunk you wish to support. Find the corresponding internal back width for your selected shell type. This should then give you the measurement by which the shell is commonly known (in bold).

Active contour			Deep contour			Extra deep contour			Wheelchair sizes	
User width (internal back width)	Back width to be ordered	Actual width including upholstery	User width (internal back width)	Back width to be ordered	Actual width including upholstery	User width (internal back width)	Back width to be ordered	Actual width including upholstery	Minimum size (inner slot)	Maximum size (outer slot)
178	250	210	172	250	210	178	250	254	222	305
203	280	235	197	280	235	203	280	279	248	330
229	310	260	222	310	260	229	310	305	273	356
254	330	286	248	330	286	254	330	330	299	380
286	360	330	292	360	349	279	360	356	324	406
311	380	356	318	380	375	305	380	380	349	432
337	410	380	343	410	400	330	410	406	375	457
362	430	406	368	430	426	356	430	432	400	483
388	460	432	394	460	451	381	460	457	426	508
411	480	457	419	480	476	406	480	483	451	533
438	510	483	445	510	502	432	510	508	476	530

All sizes in mm.

Step 3

Select back length

Choose your preferred back length based on the level of support required.

Back width*	Back height	Active contour	Deep contour	Extra deep contour
250	low (250 mm)	•	•	–
280	low (250 mm)	•	•	–
310	low (250 mm)	•	•	–
	medium (330 mm)	•	•	–
330	low (250 mm)	•	•	–
	medium (330 mm)	•	•	–
360	low (250 mm)	•	•	–
	medium (330 mm)	•	•	–
	standard (410 mm)	•	•	–
380	low (250 mm)	•	•	–
	medium (330 mm)	•	•	–
	standard (410 mm)	•	•	–
410	low (250 mm)	•	•	–
	medium (330 mm)	•	•	–
	standard (410 mm)	•	•	–
	tall (460 mm)	•	•	–
	Xtall (510 mm)	•	•	–
430	low (250 mm)	•	•	–
	medium (330 mm)	•	•	–
	standard (410 mm)	•	•	•
	tall (460 mm)	•	•	•
	Xtall (510 mm)	•	•	•
460	low (250 mm)	•	•	–
	medium (330 mm)	•	•	–
	standard (410 mm)	•	•	•
	tall (460 mm)	•	•	•
	Xtall (510 mm)	•	•	•
480	low (250 mm)	•	•	–
	medium (330 mm)	•	•	–
	standard (410 mm)	•	•	•
	tall (460 mm)	•	•	•
	Xtall (510 mm)	•	•	•
510	low (250 mm)	•	•	–
	medium (330 mm)	•	•	–
	standard (410 mm)	•	•	•
	tall (460 mm)	•	•	•
	Xtall (510 mm)	•	•	•

*All back supports widths are based on the width of the chair they are being mounted.

Overview

Step 4

Select required Hardware.

Choose the most appropriate hardware based on user needs.

Mounting hardware	Quick Release	Crash tested	Angle adjustment range	Width adjustment range	Mounting	Rigidiser bar cut out	Tube diameter	Space required on back canes	Weight complete	Weight stays with back
Basic Release	•	–	+/-15°	+/-25.4 mm	4-Point	•	19–25 mm	89 mm	760 g	580 g
Quick Release	•	–	+/-10°	+/-25.4 mm	2-Point	–	19–25 mm	121 mm	580 g	340 g
Quick Release Transport Certified	•	•	+/-10°	+/-25.4 mm	2-Point	–	19–25 mm	121 mm	NA	NA
2-Point Pro	–	–	+/-10°	+/-25.4 mm	2-Point	–	15–25 mm	121 mm	560 g	NA
4-Point Pro	–	–	+/-15°	+/-25.4 mm	4-Point	•	19–25 mm	89 mm	580 g	NA

Angle

	0°	5°	10°
Seat depth loss	0 mm	19.1 mm	38.1 mm

Lateral support measurements

Size	S	M	L	XL
Height	76 mm	76 mm	114 mm	102 mm
Depth	76 mm	102 mm	114 mm	152 mm

Notes



With compliments:



Distribution:
Otto Bock Mobility Solutions GmbH
Lindenstraße 13 · 07426 Königsee-Rottenbach / Germany
www.ottobock.com

EC	REP
----	-----

MDSS GmbH
Schiffgraben 41 · 30175 Hannover / Germany