

ottobock.



***speedhand* solution.**
Durable strength
with real-time control.



A blue prosthetic hand is shown on the left side of the page. It has several components and markings: a small white connector at the top, a brown circular component on the back, and various blue markings including the number '7', the number '5', and a hand icon with arrows. The background is a dark blue gradient.

speedhand solution.

Trusted reliability tailored to your user

Introducing a next-generation prosthetic solution that combines trusted reliability with modern control and connectivity. At its core, the ***speedhand*** paired with ***modular wrists***, the ***mysmart*** control, the ***mysmart cuff*** and the ***connectgrip*** app delivers an unmatched level of functionality and ease of use. This complete solution empowers users with customized, precise control through a single, seamless grip and provides professionals with an elevated fitting experience. With its innovative control system and app-based interface, this solution redefines what's possible, offering both users and clinicians a higher standard of confidence, convenience, and performance.

Spend more time on what matters most.



”

It makes it so much easier to deliver so much more.

Birgit, therapist

Easier to access individual user settings and customize device performance, with fewer steps and connections. Makes it easier to train users on activities of daily living.

At a glance – Advantages for users:

- Proven strength, speed, and durability.
- More natural movements and fitting options due to **modular wrists**.
- Adjustable neutral position and Auto-Grasp function.
- Minimized motor sounds.
- Customizable control personalized for each user.
- **connectgrip** app enabling independent personalization and adjustments for everyday use.



”

*They give my users
flexion and me
more options.*

Heiko, CPO

New **modular wrists** give users more natural flexion in their wrist. Combined with lower build height, the range of wrist options makes **speedhand** a great myo option.

At a glance – Advantages for professionals:

- Reliable technology that's been trusted for decades.
- Modular wrist units supporting a range of build heights.
- Suitable for below and above elbow fittings.
- Up to 4 inputs, enabling excellent proportional control.
- Signal separation issues minimized by **myosmart** and electrode configuration.
- Guided app setup that can enhance training and fitting efficiency.
- Comprehensive Ottobock portfolio of upper limb components with clinical and technical support.

With **speedhand**, the **myosmart** control, and the **connectgrip** app, CPOs and therapists have multiple options to provide a successful, trusted myo fitting that's fully customized for each user, to fit their specific needs, and unique myo signals. The **speedhand** is a robust, durable myoelectric hand that makes it easy to achieve the best possible fitting.

1. Trusted reliability

speedhand offers the speed, strength and durability users have always needed most.

2. Minimized motor sounds

Further minimize noise during use makes it the quietest **speedhand** yet.

3. Automatical neutral position

With the **myosmart** control, the **speedhand** can be positioned in the neutral position – ideal for everyday use.

4. Modular wrist units

More functional options let you fit even more users.

5. myosmart

Precisely customize up to 4 inputs, giving users personalized control. Familiar fittings with a new level of versatility.

6. connectgrip app

Optimal flexibility in customizing users' myosignals, providing a seamless and personalized prosthesis control to enhance user outcome.

7. myosmart cuff

Visualize muscle signals and pinpoint electrode positions in real time with digital precision to optimize training and fitting processes. Users can also experience prosthesis control in action with the **myosmart cuff** and a demonstrator.

8. speedhand solution

Customizable performance for you and your user – the complete **speedhand** solution gives you both the power to precisely fine-tune the prosthesis.





Benefits at a glance.



Simple setup, even more streamlined

Together, **myosmart**, **connectgrip**, and the **myosmart cuff** integrate the proven 2-site control method with an advanced signal processing system. This new digital system helps streamline setup from start to finish. No more fiddling with time frames and thresholds: Just start fine-tuning the grips.



Get visual biofeedback in real time

The **connectgrip** app translates muscle signals into a dynamic visual display of your user's myo activity, helping you identify hotspots and precisely guide user training. With this visualized guidance, you can deliver the best possible results.



Innovative evaluation and training tool

The **myosmart cuff** streamlines user assessment to identify optimal myo solutions. Combined with the **connectgrip** app, it provides clear visual feedback to guide electrode placement, facilitate early signal training, and build greater understanding, confidence, and excitement for potential new users.



At-home training

The **myosmart cuff** is a valuable tool for both you and the user. It can be used to evaluate fitting options in your clinic and for at-home training by your user.



Compatible with the DynamicArm

The **speedhand** together with **myosmart** and **connectgrip** is compatible with the **DynamicArm** and provides an ideal solution for a functional electric elbow.



Various prosthetic gloves to choose from

A range of gloves is available for the **speedhand**, allowing you to select a color option that matches best.



Offer trusted reliability to even more users

The **speedhand** is the shortest myoelectric hand, with a compact design that delivers greater functionality with no added build height. Modular configuration can help you tackle those fittings more confidently and efficiently than ever.



Give users confident, customized control

Now with up to 4 electrodes you can leverage, **speedhand** can be even more tailored to each user's unique needs – including preferred speeds, switching signals, and grips. Combined with the **myosmart** control, this electrode placement minimizes common signal separation issues and enables you to precisely adapt the performance.



More functionality with modular wrists

Four **modular wrist** options are available for a customized prosthetic fitting and can be used according to individual needs. The **speedhand** features a unique spring-loaded flex wrist, the wrist flex, that gives users greater, more degree of freedom and can reduce compensatory movements in many everyday tasks.



Bozena's reliable routine.


Bozena is employed at the university, enjoys cooking and is currently renovating her house with her partner. Due to her dysmelia she opted for the new **speedhand**, and is now exceedingly enthusiastic about, among other things the prospect of „finally being able to use both a knife and fork simultaneously in a restaurant.“





Ralf's powerhouse.

Ralf is a friendly, cheerful, and enthusiastic traveller. Despite losing his right upper arm in a work accident, he continues to pursue his professional hobbies and interests. With his **DynamicArm**, along with the new **speedhand** and **connectgrip**, he has all the support he needs.



8E2 *speedhand*.


The **speedhand** is a robust, durable myoelectric hand that makes it easy to achieve the best possible fitting.

Key features:


- **Modular wrist** units supporting a range of build heights.
- Adjustable neutral position and Auto-Grasp function.
- Minimized motor sounds.
- Proven strength, speed, and durability.
- Reliable technology that's been trusted for decades.
- Suitable for below and above elbow fittings.
- Up to 4 inputs, enabling excellent proportional control.
- Signal separation issues minimized by **myosmart** and electrode configuration.
- Customizable control personalized for each user.
- Guided app setup that can enhance training and fitting efficiency.
- Comprehensive Ottobock portfolio of upper limb components with clinical and technical support.



Article number	8E2 Order information: 8E2=side-size-0 (without thumb sensor) 8E2=side-size-1 (with thumb sensor)
Opening width	80 to 100 mm
Operating voltage	6,5 V – 8,2 V
Nominal voltage	ca. 6,5 V to approx. 8,2 V
Static current	2 mA
Proportional speed	15 to 300 mm/sec
Max. actuating force	450 N
Proportional gripping force	105 ± 15 N
Operating temperature	-5 °C to +45 °C
Storage temperature	-5 °C to +40 °C
Max. relative humidity	90 %
Transport temperature	-25 °C to +70 °C



modular wrists.



10V61=1 *wrist flex*

The **wrist flex** allows for easy locking and unlocking of the wrist position and positioning of the **speedhand** in four different locking stages. The hand position can be fixed in flexion and extension from -40° to $+40^{\circ}$ in 20° steps. Additionally, the wrist offers a flexible mode that prevents compensatory movements. The **wrist flex** is equipped with a quick-disconnect mechanism.

- Flexible mode for natural movement
- Rigid mode with adjustable angles (-40° to $+40^{\circ}$) in 20° -degree steps
- Easy to use with an intuitive locking button and quick-disconnect mechanism
- Compatible for the **speedhand** 8E2
- One size



10V62=1 *wrist eqd*

The **wrist eqd** is ideal for situations with minimal height, while still allowing easy swapping of terminal devices.

- Minimal height
- Easy swapping of terminal devices
- Easy to use with a quick-disconnect mechanism
- Compatible for the **speedhand** 8E2
- One size



10V63=1 wrist short

The **wrist short** features a low-profile connection for users with long residual limbs, providing an adjustable friction resistance for passive rotation.


- Designed for users with long residual limbs
- Adjustable friction resistance for passive hand rotation
- Compatible for the **speedhand 8E2**
- One size



10V64=1 wrist transcarpal

The **wrist transcarpal** is specifically designed for long residual limbs up to transcarpal level. Physiological pronation and supination of the residual limb are required to achieve full functionality.

- Designed for long residual limbs up to transcarpal level
- Shortest build height
- Requires physiological pronation and supination of the residual limb
- Compatible for the **speedhand 8E2**
- One size



13E52 *myosmart*

The ***myosmart*** is a myoelectric control that provides personalized and precise control of prosthetic components. It uses advanced signal processing to detect muscle signals, ensuring adaptive and responsive movement.

- Suitable for controlling myoelectric prosthesis
- Personalized and adaptive control for seamless movement
- Advanced signal processing for muscle signal detection
- Up to 4 signal inputs, enabling excellent proportional control



757M20-2 myosmart cuff

The **myosmart cuff** visualizes muscle activity in real time and allows precise evaluation of electrode positions to optimize training and fitting. Users can also experience prosthesis control in action and interactively test it with a demonstrator.

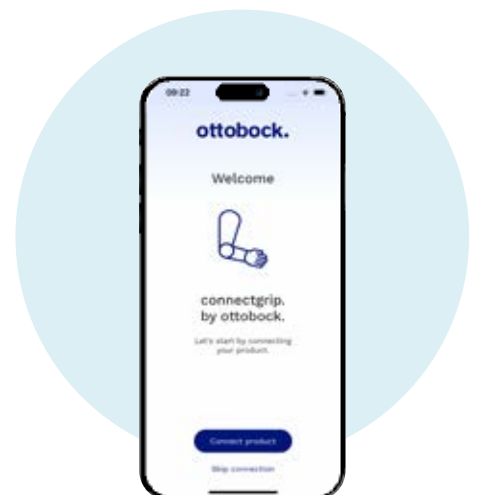
- Simplifies user assessment for optimal myoelectric solutions
- Enables early signal training for better control
- Boosts confidence and excitement for new users
- One size

connectgrip

available in the app stores

The **connectgrip** app provides a user friendly interface for users and professionals to control and personalize myoelectric arm and hand prostheses. It enables easy adjustments, real-time signal visualization, and individual motion recording for movements, joint switching and unintended movements. Users achieve improved control, while professionals benefit from streamlined prosthetic setup features, improving both functionality and comfort.

- Personalization with advanced signal processing and independent adjustments for everyday use
- User friendly interface for easy daily adjustments
- Real-time visualization with immediate myoelectric signal feedback
- Individual motion recording to minimize unintended movements
- Prosthetic setup and documentation streamlining the fitting process for healthcare professionals



Practical tips for an optimal fit.

These three practical tips help optimize the fitting of the **speedhand** solution, focussing on key adjustments to improve comfort and functionality.

Ease of business

The tools (mounting tool 71M106=1 and hook wrench adapter 709H11=1) make it easier than ever to integrate and customize the latest **modular wrists** for each user. With these tools, you can quickly and efficiently adjust on-site in your workshop.

Managing challenging residual limb conditions

Prominent areas, skin grafts, or sensitive regions can make electrode placement challenging. To improve comfort and performance, **myosmart** gives you new options of standard or remote electrodes in socket designs for the first time. They allow you to customize dome height and precisely position up to four electrodes for an optimal fitting.

Enhancing control for above elbow fittings

With **myosmart**, you can now upgrade the **ErgoArm** and **DynamicArm**, offering greater adaptability for above elbow fittings. The addition of **myosmart** with adapter enables personalized switching control and real-time feedback through the **connectgrip** app. For you as a CPO, this opens entirely new possibilities in designing individual sockets, providing a more tailored solution for each user.

3 steps to train with *speedhand*.

Training is a crucial part of integrating the prosthesis solution into the body schema, it's important to start with the appropriate level based on the user's requirements. The process begins with mastering basic control, progressing through repetitive drills, and transition to complex tasks tailored to daily and professional life.

1. Control training: mastering control of the prosthesis

In the control training, the user begins by learning the passive functions of the *speedhand*, such as passive wrist flexion, passive rotation and prosthesis donning and doffing. The next step focuses on active hand movement, guiding the user to control the *speedhand* precisely.

The goal is for the user to gain complete trust over the prosthesis. Using the *connectgrip* app, you can record new arm positions with the user to refine control and hand-eye coordination.

2. Repetitive drills training: reinforces function control

In this phase, the user masters grasping and manipulating various objects across different planes and axes. Combining the *speedhand* with *wrist flex* introduces new functionality, and it should be set as the default mode. Choose objects with a wide range of sizes, shapes, surface textures, and resistance to fine-tune the user's skills.

The goal is for the user to repeat the exercises until they have fully learned the functions and control of the *speedhand*. The *connectgrip* app allows you to continually refine, monitor and optimize movement signals.

3. Complex ADLs training: training for everyday and work-related tasks

An effective integration of a user back into their social and work environment is essential for the success of a prosthesis solution. Incorporating the user's occupation, hobbies, and interests to enhance motivation and tailor the training to their unique needs. This approach ensures the effective integration of the *speedhand* into everyday activities, helping users to regain their independence.

Design the training to be interesting and exciting based on the user's lifestyle needs. Start with three to five activities that reflect their daily tasks, gradually progressing to more complex ones. This personalized approach helps integrate the prosthesis seamlessly into the user's life.

Winning solutions.

Above elbow fitting



DynamicArm
12K100N



ErgoArm
12K50
12K44

Below elbow fitting



Remote electrodes
13E400 / 13E401



Standard electrodes
13E200 / 13E202



myosmart
13E522



MyoEnergy Integral
757B35=*



EnergyPack
757B20
757B21



Active rotation
13E205 / 10S17



Passive rotation
9E169 + 10S4



speedhand + wrist flex
8E2=* + 10V61=1



speedhand + wrist eqd
8E2=* + 10V62=1



speedhand + wrist short
8E2=* + 10V63=1



speedhand + wrist transcarpal
8E2=* + 10V64=1

Frequently asked questions.

How are the hand and wrist connected correctly?

The hand and **modular wrists** are 2 separate components that are connected by the orthopaedic technician using a screw connection.

How do I choose the correct hand size for the user?

The following hand sizes correspond to the **speedhand** sizes.

hand size 7 => **speedhand** XS

hand size 7 ¼ => **speedhand** S

hand size 7 ¾ => **speedhand** M

hand size 8 ¼ => **speedhand** L

Which glove options are available?

Choose the suitable option out of 8S11N=*, 8S12N=*, 8S13N **MyoSkin Natural** product family. For choosing the color, you can use the color sample set.

As an orthopaedic technician, what can I change on the speedhand?

The inner hand, the cosmetic glove and the **modular wrists** can be changed.

What should I do if the wrist is set too loose?

The passive rotation of the wrist can be adjusted by an orthopedic technician. Decreasing compensation of the **wrist flex** must be serviced by the Ottobock Service Center. If you experience any unexpected behavior of the prosthesis, contact the Ottobock service branch.

Which electrodes can be used?

- Use 2 to 4 signal inputs, either 13E200/202, 13E400/401 or external switches.
- 13E400/401: At least 2 pieces of 13E401 are required to ensure proper grounding.
- At least 2 electrodes must be integrated into the fitting to ensure proper function.

What is the advantage of the 13E400/401 electrodes?

They provide the **myosmart** with an unfiltered myo signal, which allows the control unit to calculate several characteristic values in addition to the signal strength.

What are the benefits of using a system with 4 electrodes?

Using a higher number of electrodes provides more signal information, improving the overall signal quality. Additionally, the extra electrode enhances system stability, particularly when individual electrodes lift off.

Can I operate external prosthetic hands with the system?

Only Ottobock prosthetic hands, elbows, and accessories have been tested for compatibility.

Which components can I connect to the system?

Components from the **MyoBock** portfolio, more details and article numbers can be found in the IFU.

How do I connect an electric wrist rotator or coaxial plug correctly?

See wiring diagrams in the **connectgrip** app, IFU or certification documents.

Which app should be used to configure the system?

connectgrip by Ottobock

Where can I find my unlock data?

The unlocking for setup and configuration of the respective product in professional user mode is done after logging in with a MyOttobock Pro Account.

Where can I find the PIN for Bluetooth Pairing?

The PIN can be found on the product card that is in the product packaging. Alternatively, you can contact your Ottobock representative.

Can I use the *speedhand* with an existing *VariPlus* or *SensorHand Speed* user?

Yes, the *speedhand* can be used with users who are already fitted. However, we recommend the entire product solution – in combination with the **myosmart** control unit and **connectgrip** app – to be able to use the full functionality.

Can I use an existing *bebionic*, *VariPlus Speed*, *SensorHand Speed*, *Digital Twin*, *DMC Plus* or *Greifer DMC VariPlus* with *myosmart*?

Yes, you can use them. They will be displayed as **bebionic** or **Myo Bock** Hand/Greifer.

Can the prosthesis configuration and the basic control unit be changed or deleted by the user?

No, these can only be changed or deleted by certified specialist personnel.

Can I also set-up the *bebionic* with *myosmart*?

No, the functions and grip tables of the **bebionic** are still set via the **bebalance**. Switching into a different grip with **myosmart** is done using OPEN/OPEN.

How can I use the *DynamicArm* and *ErgoArm* with *myosmart*?

The **DynamicArm** and **ErgoArm** require the adapter cable 13E102 and the **EllbowSoft** software to calibrate and set the **myosmart** configuration profile. Additionally, the **ErgoArm**, when active rotation is enabled, requires the **MyoRotronic** 13E205 and the **MyoSelect**.

Will *PAULA* and *MyoBoy* still be available?

With the launch of **connectgrip**, the **PAULA** software will be provided with basic updates until further notice. There will be no further development or adaptation to new Windows versions. All other software products and the **MyoBoy** can be used without any restrictions.

Why can't the current *MyoPlus* cuff be used with the *connectgrip* app?

The control unit integrated in the cuff is based on a different technology. Existing **MyoPlus** cuffs can be converted to the new **myosmart** technology by the MASC for a fee. However, the warranty period and service life remain unaffected.

The **MyoPlus** cuff continues to be used to evaluate **MyoPlus** pattern recognition in conjunction with the **MyoPlus** app. Integration of pattern recognition in **connectgrip** is planned for 2026.

How does the *myosmart* cuff differ from the *MyoPlus* cuff?

The **myosmart cuff** has blue press studs and labeling on the textile.

Please contact us if you have any further questions or would like more information.