



BMW ON THE MOTABILITY SCHEME.

PRICE LIST 1 APRIL – 30 JUNE.



FIND A BMW THAT FITS YOUR LIFE.

BMW is proud to be associated with Motability, a registered charity dedicated to helping disabled people get mobile by exchanging their mobility allowance to lease a new car through the Motability Scheme.

This route to worry-free motoring offers the following benefits:

- A new BMW every three years
- 60,000 mile allowance or 100,000 miles for Wheelchair Adapted Vehicles (WAV)
- Insurance included
- All servicing, maintenance, windscreen and tyre replacement costs built-in
- Accident and breakdown cover
- Many adaptations at no extra cost
- Ability to nominate up to three named drivers

Choosing a BMW on the Motability Scheme offers:

- High level of specification including the latest connected technology and access to My BMW App
- Conventional metallic paint option at no extra cost
- Unique BMW driving dynamics, premium comfort and effortless practicality
- Choice of manual or automatic models and various trims, an all-electric iX2 model, plus a choice of xDrive or eDrive all-electric BMW iX1 models.

Download and use the My BMW App to remotely check the fuel or charge of your BMW, plan and send your route to your car and more.

ELIGIBILITY.

To discover everyday freedom with Motability, you must be in receipt of one of the following Mobility Allowances to be able to lease a new BMW on the Motability Car Scheme.

- the Higher Rate Mobility Component of the Disability Living Allowance (DLA)
- the Enhanced Rate of the Mobility Component of the Personal Independence Payment (PIP)
- the War Pensioners' Mobility Supplement (WPMS)
- the Armed Forces Independence Payment (AFIP)

You must have at least 12 months award length remaining. Please visit www.motability.co.uk or call 0800 093 1000 if you are unsure.

WHAT NEXT?

To lease a new BMW on the Motability Scheme in exchange for your Mobility Allowance, simply contact a Motability Specialist at your local BMW Centre, who can find the right BMW for you, quickly and easily.

This price list shows the one-off Advance Payment required for you to start your three year worry-free lease of a brand new BMW.

THE BMW 1 SERIES SPORTS HATCH.



Created to keep you connected, the BMW 1 Series is equipped with a range of sophisticated technologies that ensure you have everything you need before, during and after your journey. The sleek look accommodates greater interior space than ever before, resulting in an increase in comfort and luggage capacity. With a host of driving assistance features, every model reacts to your voice and your touch so you can concentrate on enjoying your drive.

Model	Transmission	Fuel	DLA/PIP Holders		WPMS Holders	
			Advance Payment	Weekly Rental	Advance Payment	Weekly Rental
118i M Sport	Manual	Petrol	£3,199	Full Allowance	£1,849	Full Allowance
118i M Sport	Automatic	Petrol	£3,199	Full Allowance	£1,849	Full Allowance

STANDARD MODEL HIGHLIGHTS.



M SPORT

Exterior:

- 18" 819 M Double-spoke Bi-colour Alloy Wheels
- Electric Folding Door Mirrors
- High-gloss Shadowline Exterior Trim
- Kidney Grille, Chrome frame with Satin Aluminium struts
- M Sport Exterior Styling

Safety & Technology:

- Active Guard Plus, comprising:
 - Front Collision Warning with brake intervention
 - Lane Departure Warning
 - Speed Limit Assist
 - Speed Limit Info
- Automatic headlight beam-throw control
- Automatic Windscreen Wipers and Headlights
- Cruise Control
- Front and Rear Parking Sensors
- M Sport Suspension – 10mm lower than standard suspension with stiffer spring and damper set-up
- Rear-view Mirror with Auto-dimming
- Start/Stop button (keyless engine start)

Interior:

- Additional Interior Lighting
- Anthracite Headlining
- Automatic Air Conditioning
- Exclusive Door Sills with BMW M signature
- Extended lighting – includes switchable Ambient interior lighting
- Front Heated Seats
- Front Sport Seats
- Gearshift lever with M designation (manual transmission)
- Illuminated Boston Interior trim
- M Sport Leather Steering Wheel
- Trigon Cloth / Sensatec upholstery

Audio & Communication:

- Bluetooth hands-free facility with USB audio interface
- BMW Intelligent Personal Assistant
- BMW Navigation System with Real Time Traffic Information
- Connected Package Professional
- Live Cockpit Professional with 10.25" Control Display
- Smartphone Integration

THE BMW 2 SERIES GRAN COUPÉ.



The BMW 2 Series Gran Coupé boasts a perfect balance of athleticism and refinement. Offering more space than a hatchback with the versatility of a saloon, it retains agile, compact proportions and a sharp, sporty coupé design. With eye-catching M Sport aerodynamic bodystyling as standard, coupled with High-gloss Shadowline exterior embellishers, the M Sport model emphasises its athletic stance.

Model	Transmission	Fuel	DLA/PIP Holders		WPMS Holders	
			Advance Payment	Weekly Rental	Advance Payment	Weekly Rental
218i M Sport	Manual	Petrol	£3,499	Full Allowance	£2,149	Full Allowance
218i M Sport	Automatic	Petrol	£3,499	Full Allowance	£2,149	Full Allowance

STANDARD MODEL HIGHLIGHTS.



M SPORT

Exterior:

- 18" 819 M Double-spoke Orbit Grey Alloy Wheels
- Folding Side Mirrors with Auto-dimming
- High-gloss Shadowline Exterior Trim
- Kidney Grille, Chrome frame with Satin Aluminium struts
- M logo designation, side – Chrome
- M Sport bodystyling including:
 - Front bumper with independent design in body colour
 - Rear bumper with independent design in body colour with Dark Shadow insert
 - Side sill covers with independent design in body colour with Dark Shadow insert
- Non-metallic paintwork in Alpine White
- Welcome Light

Safety & Technology:

- Active Guard Plus
- Automatic headlight beam-throw control
- Automatic Windscreen Wipers and Headlights
- Cruise Control
- Front and Rear Parking Sensors
- Front LED Foglights
- LED Headlights
- M Sport Steering
- M Sport Suspension
- Performance Control

Interior:

- Additional Interior Lighting
- Anthracite Headlining
- Automatic Air Conditioning
- Extended Storage
- Front Door sill finishers with M designation
- Front Heated Seats
- Front Sport Seats
- Illuminated Boston Interior trim
- M Sport Leather Steering Wheel with Multifunction Controls
- Rear-view Mirror with Auto-dimming
- Trigon Cloth/Sensatec upholstery

Audio & Communication:

- 10.25" Digital Instrument Display
- Bluetooth® wireless technology / WiFi interface
- BMW ConnectedDrive Online Services
- ConnectedPackage Pro
- DAB Radio
- Live Cockpit Professional
- Navigation System
- Stereo Speaker System

THE ALL-ELECTRIC BMW iX1.



Designed to electrify every adventure that awaits you, the BMW iX1 is available with a choice of engines and alternative trim levels – M Sport model (with the option of additional packs) and xLine. Featuring the latest connected capabilities, this model also delivers excellent driving dynamics and agility that you'd expect from BMW. Offering an electric range up to 293.3 miles, there is also a choice of taking a model with AC Charging Professional included for increased charging capacity at home or on the go, which is dependent on the charge point power output.

Model	Transmission	Fuel	DLA/PIP Holders		WPMS Holders	
			Advance Payment	Weekly Rental	Advance Payment	Weekly Rental
iX1 eDrive20 xLine	Automatic	Electric	£5,249	Full Allowance	£3,899	Full Allowance
iX1 eDrive20 xLine [AC Charging Professional]	Automatic	Electric	£5,749	Full Allowance	£4,399	Full Allowance
iX1 eDrive20 M Sport	Automatic	Electric	£5,249	Full Allowance	£3,899	Full Allowance
iX1 eDrive20 M Sport [AC Charging Professional]	Automatic	Electric	£5,749	Full Allowance	£4,399	Full Allowance
iX1 xDrive30 xLine	Automatic	Electric	£6,249	Full Allowance	£4,899	Full Allowance
iX1 xDrive30 xLine [AC Charging Professional]	Automatic	Electric	£6,749	Full Allowance	£5,399	Full Allowance
iX1 eDrive20 M Sport [Technology Plus Pack]	Automatic	Electric	£6,249	Full Allowance	£4,899	Full Allowance
iX1 eDrive20 M Sport [Technology Plus Pack & AC Charging Professional]	Automatic	Electric	£6,749	Full Allowance	£5,399	Full Allowance
iX1 eDrive20 M Sport [Technology Pack & M Sport Pro Pack]	Automatic	Electric	£7,249	Full Allowance	£5,899	Full Allowance

STANDARD MODEL HIGHLIGHTS.



xLINE (eDrive20 and xDrive30)

Exterior:

- 18" 866 Aerodynamic-style Bi-colour Alloy Wheels
- Aluminium Satinated Exterior Trim
- Aluminium Satinated Roof Rails
- Automatic Tailgate
- BMW i Kidney Grille with graphic design
- Mode 3 Charging Cable
- Non-metallic Paintwork
- Welcome Light

Safety & Technology:

- Active Guard
- Attentiveness Assistant
- Automatic Windscreen Wipers and Headlights
- BMW Performance Control
- eDrive Exterior Sound
- Locking Wheel Bolts
- M Adaptive Suspension
- Parking Assistant
- Servotronic Steering

Interior:

- Ambient Lighting
- Automatic Air Conditioning, two-zone
- Front Comfort Seats
- Front Heated Seats
- High-gloss Black Interior Trim
- Luxury Instrument Panel
- Perforated Veganza Upholstery
- Power Sockets, six
- Sport Leather Steering Wheel
- Velour Floor Mats

Audio & Communication:

- Bluetooth® wireless technology/WiFi interface
- BMW ConnectedDrive Online Services
- DAB Radio
- Live Cockpit Plus
- My Modes
- Stereo Speaker System



Electric range for the BMW iX1 xLine

eDrive20: 267.2-288.9 miles
xDrive30: 259.1-270.9 miles



Charging time

AC 0-100% 10 hours
(Charging with 7.4kW wallbox)
DC 10-80% 29 minutes
(At a high-power charging station)



CO₂ emissions

0g/km

AC CHARGING PROFESSIONAL WITH xLINE AND M SPORT MODELS

Increased max AC charging capacity up to 22kW, whether charging at home or on the go (please note, charging capacity is dependent on the power output of the charge point):

- Max AC Charging Capacity 22kW, 3-phase; max. current 32A
- AC Connectors: Type 2

STANDARD MODEL HIGHLIGHTS.



TECHNOLOGY PACK

- Adaptive LED Headlights
- Comfort Access
- Folding Wing Mirrors with Auto-dimming
- High-beam assistant
- Interior Rear-view Mirror with Auto-dimming
- Wireless Charging

M SPORT (eDrive20 and xDrive30)

Exterior:

- 18" 838 M Double-spoke Bi-colour Alloy Wheels
- Automatic Tailgate
- BMW i Kidney Grille with graphic design
- High-gloss Shadowline Roof Rails
- High-gloss Shadowline Exterior Trim
- M Exterior Styling
- Mode 3 Charging Cable

Safety & Technology:

- Active Guard
- Attentiveness Assistant
- Automatic Windscreen Wipers and Headlights
- BMW Performance Control
- eDrive Exterior Sound
- Locking Wheel Bolts
- M Adaptive Suspension
- Parking Assistant
- Servotronic Steering
- Steptronic transmission with Gearshift Paddles

Interior:

- Alcantara/Veganza Upholstery with Blue Contrast Stitching
- Aluminium Hexacube Pale Interior Trim
- Ambient Lighting
- Automatic Air Conditioning, two-zone
- Front Heated Seats
- Front Sport Seats
- Luxury Instrument Panel
- M Sport Leather Steering Wheel
- Power sockets, six
- Velour Floor Mats

Audio & Communication:

- Bluetooth® wireless technology/WiFi interface
- BMW ConnectedDrive Online Services
- DAB Radio
- Live Cockpit Plus
- My Modes
- Stereo Speaker System

M SPORT PRO PACK

- 19" 871 M Double-spoke Bi-colour Alloy Wheels or 20" 869 M Multi-spoke Alloy Wheels
- M High-gloss Shadowline with extended contents
- M Lights Shadowline
- M Rear Spoiler
- M Seat Belts
- M Sport Brake, Red High-gloss or Grey Metallic

TECHNOLOGY PLUS PACK

All contents of the Technology Pack, plus:

- BMW Head-Up Display
- BMW Live Cockpit Professional
- Interior Camera
- Parking Assistant Plus



Electric range for the BMW iX1 M Sport

eDrive20: 267.2-293.3 miles
xDrive30: 259.1-272.2 miles



Charging time

AC 0-100% 10 hours
(Charging with 7.4kW wallbox)
DC 10-80% 29 minutes
(At a high-power charging station)



CO₂ emissions

0g/km

THE ALL-ELECTRIC BMW iX2.



The BMW iX2 eDrive20 is available on the scheme in our most popular M Sport trim. The versatile sporty coupe features spacious and modern functionality on the inside, combined with pure driving pleasure and efficiency, offering up to 283 miles of range and a choice of AC Charging Professional or the Technology Plus Pack.

Model	Transmission	Fuel	DLA/PIP Holders		WPMS Holders	
			Advance Payment	Weekly Rental	Advance Payment	Weekly Rental
iX2 eDrive20 M Sport	Automatic	Electric	£5,749	Full Allowance	£4,409	Full Allowance
iX2 eDrive20 M Sport [AC Charging Professional]	Automatic	Electric	£6,249	Full Allowance	£4,909	Full Allowance
iX2 eDrive20 M Sport [Technology Plus Pack]	Automatic	Electric	£6,749	Full Allowance	£5,409	Full Allowance

STANDARD MODEL HIGHLIGHTS.



M SPORT (eDrive20)

Exterior:

- 19" 871 M Light Double-spoke Bi-colour Alloy Wheels
- Automatic Tailgate
- BMW i Kidney Grille with graphic design
- High-gloss Black Spoiler
- High-gloss Shadowline Exterior Trim
- Mode 3 Charging Cable

Safety & Technology:

- Active Guard
- BMW Performance Control
- Cruise Control
- eDrive Exterior Sound
- Locking Wheel Bolts
- M Adaptive Suspension
- Parking Assistant

TECHNOLOGY PLUS PACK

- Acoustic Glazing
- Adaptive LED Headlights
- BMW Live Cockpit Professional
- Comfort Access System
- Head-Up Display
- High-Beam Assistant
- Interior/Exterior Mirror Package
- Interior Rear-View Mirror with Automatic Anti-Dazzle Function
- Parking Assistant Plus
- Wireless Charging Tray

Interior:

- Alcantara/Veganza Upholstery with Black/Blue Contrast Stitching
- Aluminium Hexacube Pale Interior Trim
- Ambient Lighting
- Automatic Air Conditioning
- Front Heated Seats
- Front Sport Seats
- Luxury Instrument Panel
- M Leather Steering Wheel
- M Anthracite Headlining

Audio & Communication:

- Bluetooth® wireless technology/WiFi interface
- BMW ConnectedDrive Online Services
- DAB Radio
- Live Cockpit Plus
- My Modes

AC CHARGING PROFESSIONAL

Increased max AC charging capacity up to 22kW, whether charging at home or on the go (please note, charging capacity is dependent on the power output of the charge point):

- Max AC Charging Capacity 22kW, 3-phase; max. current 32A
- AC Connectors: Type 2



Electric range for the BMW iX2 M Sport

eDrive20: 272.8-283.3 miles



Charging time

AC 0-100% 10 hours

(Charging with 7.4kW wallbox)

DC 10-80% 29 minutes

(At a high-power charging station)



CO₂ emissions

0g/km






YOUR WORLD My BMW.



THE My BMW APP.

Designed to enhance your experience with your chosen BMW, the My BMW App enables a seamless connection between your vehicle and compatible smartphone. Planning your next trip, checking the status of your vehicle or using one of the remote service functions has never been easier – all conveniently controlled from your smartphone.

Check in, take control and plan with the following features:

-  Check your fuel level or charge status
-  Send destinations and locations to your BMW in time for planned trips
-  Search for charging or fuel stations nearby
-  For peace of mind, you can remotely lock and unlock your vehicle
-  Book in your next service online

And so much more.



DISCOVER MORE ABOUT THE NEW My BMW APP **HERE** OR DOWNLOAD THE APP FOR YOURSELF.



FAQS.

ISN'T BEING PART OF THE SCHEME FAR MORE COMPLEX THAN RUNNING MY OWN CAR?

No. Signing up to the Scheme is simple and we handle the whole process for you. It also takes the hassle out of owning a car as insurance as well as servicing and maintenance are all covered and once you've had the car for three years we will replace it with a new one.

CAN I INSURE MY PARTNER/CARER/OTHER FAMILY MEMBER TO DRIVE THE VEHICLE?

You can have up to three named drivers of the car on the Motability Scheme. For example, you plus two other people can be the named drivers or if you are unable to drive, you can have up to three named drivers (such as a parent or carer) on the vehicle.

WHAT ARE THE RUNNING COSTS OF A NEW BMW?

Aside from the cost of fuel, your Motability Scheme all-inclusive lease covers everything you need to keep your car running smoothly, including insurance, servicing and maintenance, as well as accident and breakdown cover, so you can have the freedom of worry-free motoring, without the hassle of unexpected bills and enjoy the unique BMW driving experience.

Fuel economy and CO₂ results for the BMW 1 Series and BMW 2 Series Gran Coupé on the Motability Scheme:

BMW 1 Series combined fuel consumption 42.8-61.4 (6.6-4.6l/100km) with 150-120g/km CO₂.

BMW 2 Series Gran Coupé combined fuel consumption 43.5-48.7 (6.5-5.8l/100km) with 149-133g/km CO₂.

Electric energy consumption (combined) and CO₂ results for the BMW iX1 and BMW iX2 on the Motability Scheme:

BMW iX1 eDrive20 electric energy consumption 3.6-4.0 miles/kWh. CO₂ emissions 0g/km. All electric range 267.2-293.3 miles.

BMW iX1 xDrive30 electric energy consumption 3.4-3.7 miles/kWh. CO₂ emissions 0g/km. All electric range 259.1-272.2 miles.

BMW iX2 eDrive20 electric energy consumption 3.7-3.9 miles/kWh. CO₂ emissions 0g/km. All electric range 272.8-283.3 miles.

Battery electric vehicles require mains electricity for charging. Whilst we recommend the battery for this vehicle is charged to 80% to help optimise the life of your battery, the electric range figure shown is the WLTP figure after the battery had been fully charged to 100%. WLTP figures are shown for comparability purposes. Only compare fuel consumption, CO₂ and electric range figures with other cars tested to the same technical procedures. These figures may not reflect real life driving results, which will depend upon a number of factors including the starting charge of the battery, accessories fitted (post registration), variations in weather, driving styles and vehicle load.

Prices are correct at publication for orders placed and accepted between 1 April – 30 June with participating BMW Centres and subject to availability and can change without notice. All models on the Motability Scheme include optional metallic paint at no extra cost. Models featured may include options at an additional cost. Motability Scheme vehicles are leased to customers by Motability Operations Limited (Registered Company No. 1373876), City Gate House, 22 Southwark, Bridge Road, London, SE1 9HB. To qualify you must be in receipt of the Higher Rate Mobility Component of Disability Living Allowance (DLA), the Enhanced Rate Mobility Component of Personal Independence Payment (PIP), the War Pensioners' Mobility Supplement (WPMs) or the Armed Forces Independence Payment (AFIP), the Higher Rate Mobility Component of Child Disability Payment (CDP) or the Enhanced Rate of Mobility Part for Adult Disability Payment (ADP).