



A-STAR SERIES

LED HIGH BAY

80W- 240W

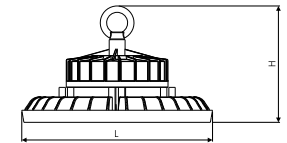
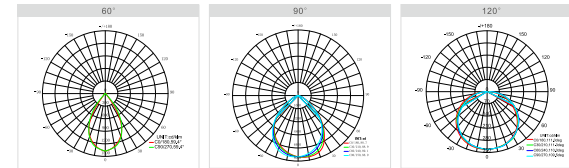



Features

1. Die casting aluminum housing.
2. Perfectly suitable for logistical centers, warehouses.
3. Beam angle optional: 60°; 120°
4. Brand LED driver and LED components
5. Easy to install, fast replacement.

Application

Warehouse, factory, Production line etc.



Technical parameter

Model No.	System Power	Luminous Efficiency	Structure Description	Product Size(L*H)mm	Weight(kg)
MS-SP247080	80W	130-160lm/W	Die-casting	275*166mm	2.8
MS-SP248100	100W	130-160lm/W	Die-casting	275*166mm	2.8
MS-SP249120	120W	130-160lm/W	Die-casting	285*168mm	3.2
MS-SP250150	150W	130-160lm/W	Die-casting	285*168mm	3.2
MS-SP251200	200W	130-160lm/W	Die-casting	305*177mm	3.6
MS-SP253240	240W	130-160lm/W	Die-casting	360*183mm	4.5

