















Delux LED T8 Tube Parameters






Picture	Model	Input voltage	Power (W)	Size (cm)	CCT	Ra	LED Qty	PC cover	Lumen (Lm)	Light Efficiency (lm/w)	Cover	Beam angle	Certificate	Warranty
	MS-TB2615-27BF1D053	AC220-240V	28	150	2700K	Ra>80	308 LED	frosted	3640	130	frosted	120°	VDE & CE & ROHS	5 years
	MS-TB2615-35BF1D053				3500K				3696	132				
	MS-TB2615-41BF1D053				4100K				3780	135				
	MS-TB2615-51BF1D053				5100K				3780	135				
	MS-TB2615-65BF1D053				6500K				3780	135				
	MS-TB2615-27BC1D053	AC220-240V	28	150	2700K	Ra>80	308 LED	Clear	3724	133	Clear	140°	VDE & CE & ROHS	5 years
	MS-TB2615-35BC1D053				3500K				3780	135				
	MS-TB2615-41BC1D053				4100K				3920	140				
	MS-TB2615-51BC1D053				5100K				3920	140				
	MS-TB2615-65BC1D053				6500K				3920	140				
	MS-TB2615-27BF1D051	AC220-240V	24	150	2700K	Ra>80	188 LED	frosted	3120	130	frosted	120°	VDE & CE & ROHS	5 years
	MS-TB2615-35BF1D051				3500K				3168	132				
	MS-TB2615-41BF1D051				4100K				3240	135				
	MS-TB2615-51BF1D051				5100K				3240	135				
	MS-TB2615-65BF1D051				6500K				3240	135				
	MS-TB2615-27BC1D051	AC220-240V	24	150	2700K	Ra>80	188 LED	Clear	3192	133	Clear	140°	VDE & CE & ROHS	5 years
	MS-TB2615-35BC1D051				3500K				3240	135				
	MS-TB2615-41BC1D051				4100K				3360	140				
	MS-TB2615-51BC1D051				5100K				3360	140				
	MS-TB2615-65BC1D051				6500K				3360	140				
	MS-TB2612-27BF1D050	AC220-240V	18	120	2700K	Ra>80	152 LED	frosted	2340	130	frosted	120°	VDE & CE & ROHS	5 years
	MS-TB2612-35BF1D050				3500K				2376	132				
	MS-TB2612-41BF1D050				4100K				2430	135				
	MS-TB2612-51BF1D050				5100K				2430	135				
	MS-TB2612-65BF1D050				6500K				2430	135				
	MS-TB2612-27BC1D050	AC220-240V	18	120	2700K	Ra>80	152 LED	Clear	2394	133	Clear	140°	VDE & CE & ROHS	5 years
	MS-TB2612-35BC1D050				3500K				2430	135				
	MS-TB2612-41BC1D050				4100K				2520	140				
	MS-TB2612-51BC1D050				5100K				2520	140				
	MS-TB2612-65BC1D050				6500K				2520	140				

	MS-TB2609-27BF1D048	AC220-240V	10	90	2700K	Ra>80	102 LED	frosted	1300	130	frosted	120°	VDE & CE & ROHS	5 years					
	MS-TB2609-35BF1D048				3500K				1320	132									
	MS-TB2609-41BF1D048				4100K				1350	135									
	MS-TB2609-51BF1D048				5100K				1350	135									
	MS-TB2609-65BF1D048				6500K				1350	135									
	MS-TB2609-27BC1D048				AC220-240V			10	90	2700K	Ra>80	102 LED	Clear	1330	133	Clear	140°	VDE & CE & ROHS	5 years
	MS-TB2609-35BC1D048									3500K				1350	135				
	MS-TB2609-41BC1D048									4100K				1400	140				
	MS-TB2609-51BC1D048									5100K				1400	140				
	MS-TB2609-65BC1D048									6500K				1400	140				
	MS-TB2606-27BF1D047	AC220-240V	7.5	60		2700K	Ra>80			68 LED			frosted	975	130	frosted	120°	VDE & CE & ROHS	5 years
	MS-TB2606-35BF1D047					3500K								990	132				
	MS-TB2606-41BF1D047					4100K								1012.5	135				
	MS-TB2606-51BF1D047					5100K								1012.5	135				
	MS-TB2606-65BF1D047					6500K								1012.5	135				
	MS-TB2606-27BC1D047				AC220-240V	7.5		60	2700K		Ra>80	68 LED	Clear	997.5	133	Clear	140°	VDE & CE & ROHS	5 years
	MS-TB2606-35BC1D047								3500K					1012.5	135				
	MS-TB2606-41BC1D047								4100K					1050	140				
	MS-TB2606-51BC1D047								5100K					1050	140				
	MS-TB2606-65BC1D047								6500K					1050	140				

Luna LED T8 Tube Parameters

Picture	Model	Input voltage	Power (W)	Size (cm)	CCT	Ra	LED Qty	PC cover	Lumen (Lm)	Light Efficiency (Lm/w)	Cover	Beam angle	Certificate	Warranty
	MS-TB2615-30BF1D059	AC220-240V	24	150	3000K warm white	Ra>80	135 LED	frosted	3600	150	frosted	160°	CR & ROHS	3 years
	MS-TB2615-41BF1D059				4100K natural white				3720	155				
	MS-TB2615-51BF1D059				5100K pure white				3720	155				
	MS-TB2615-65BF1D059				6500K cool white				3720	155				
	MS-TB2612-30BF1D058	AC220-240V	18	120	3000K warm white	Ra>80	168 LED	frosted	2700	150	frosted	160°	CR & ROHS	3 years
	MS-TB2612-41BF1D058				4100K natural white				2790	155				
	MS-TB2612-51BF1D058				5100K pure white				2790	155				
	MS-TB2612-65BF1D058				6500K cool white				2790	155				
	MS-TB2609-30BF1D077	AC220-240V	13	90	3000K warm white	Ra>80	72 LED	frosted	1950	150	frosted	160°	CR & ROHS	3 years
	MS-TB2609-41BF1D077				4100K natural white				2015	155				
	MS-TB2609-51BF1D077				5100K pure white				2015	155				
	MS-TB2609-65BF1D077				6500K cool white				2015	155				
	MS-TB2606-30BF1D062	AC220-240V	8	60	3000K warm white	Ra>80	48 LED	frosted	1200	150	frosted	160°	CR & ROHS	3 years
	MS-TB2606-41BF1D062				4100K natural white				1240	155				
	MS-TB2606-51BF1D062				5100K pure white				1240	155				
	MS-TB2606-65BF1D062				6500K cool white				1240	155				

LED T5 Tube Parameters

Picture	Model	Input voltage	Power (W)	Size (cm)	CCT	Ra	LED Qty (PCS)	PC cover	Lumen (Lm)	Light Efficiency (Lm/w)	Beam angle	Certificate	Warranty
	MS-TB2006-30BF1Z	AC220-240V	10	60	3000K	80	80	Frosted	1300	130	120°	CE & ROHS	5 years
	MS-TB2006-30BC1Z							Clear	1320	132	140°		
	MS-TB2006-40BF1Z				Frosted			1300	130	120°			
	MS-TB2006-40BC1Z				Clear			1350	135	140°			
	MS-TB2006-60BF1Z				Frosted			1300	130	120°			
	MS-TB2006-60BC1Z				Clear			1350	135	140°			
	MS-TB2009-30BF1Z	AC220-240V	13	90	3000K	80	108	Frosted	1690	130	120°	CE & ROHS	5 years
	MS-TB2009-30BC1Z							Clear	1716	132	140°		
	MS-TB2009-40BF1Z				Frosted			1690	130	120°			
	MS-TB2009-40BC1Z				Clear			1755	135	140°			
	MS-TB2009-60BF1Z				Frosted			1690	130	120°			
	MS-TB2009-60BC1Z				Clear			1755	135	140°			
	MS-TB2012-30BF1Z	AC220-240V	20	120	3000K	80	144	Frosted	2600	130	120°	CE & ROHS	5 years
	MS-TB2012-30BC1Z							Clear	2640	132	140°		
	MS-TB2012-40BF1Z				Frosted			2600	130	120°			
	MS-TB2012-40BC1Z				Clear			2700	135	140°			
	MS-TB2012-60BF1Z				Frosted			2600	130	120°			
	MS-TB2012-60BC1Z				Clear			2700	135	140°			
	MS-TB2015-30BF1Z	AC220-240V	25	150	3000K	80	172	Frosted	3250	130	120°	CE & ROHS	5 years
	MS-TB2015-30BC1Z							Clear	3300	132	140°		
	MS-TB2015-40BF1Z				Frosted			3250	130	120°			
	MS-TB2015-40BC1Z				Clear			3375	135	140°			
	MS-TB2015-60BF1Z				Frosted			3250	130	120°			
	MS-TB2015-60BC1Z				Clear			3375	135	140°			
	MS-TB2015-30BF1ZH	AC220-240V	30	150	3000K	80	218	Frosted	3900	130	120°	CE & ROHS	5 years
	MS-TB2015-30BC1ZH							Clear	3960	132	140°		
	MS-TB2015-40BF1ZH				Frosted			3900	130	120°			
	MS-TB2015-40BC1ZH				Clear			4050	135	140°			
	MS-TB2015-60BF1ZH				Frosted			3900	130	120°			
	MS-TB2015-60BC1ZH				Clear			4050	135	140°			