



ORO SERIES

(MICRO, MINI, MIDI)

LED STREET LIGHT

20W-130W

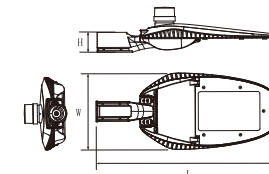
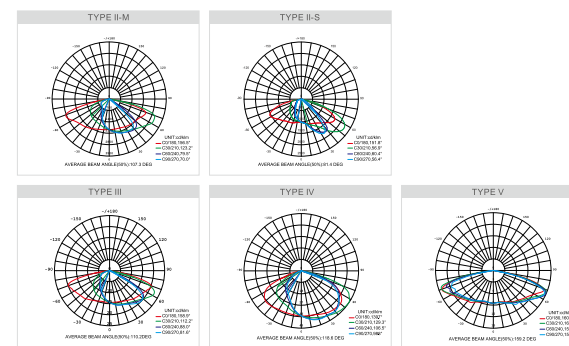


Features

1. Standard lumen efficiency: 130-145lm/W
2. High light transmittance tempered glass
3. UV protection PC lens
4. Intergated die-casting heat sink
5. Curvy design (Self cleaning system to get rid of any accumulation of dirt on the surface)
6. Surge protection (optional 10kV or 20kV)
7. Multiple control methods and sensor devices available
8. Easy installation.

Application


Collector road, Local road etc



Technical parameter

Model No.	System Power	Luminous Efficiency	Structure Description	Product Size(L*W*H)mm	Weight(kg)
MS-ST802020	20W	130lm/W, 145lm/W	Die-casting aluminum	522*245*76	2.7
MS-ST803030	30W	130lm/W, 145lm/W	Die-casting aluminum	522*245*76	2.7
MS-ST804035	35W	130lm/W, 145lm/W	Die-casting aluminum	522*245*76	2.7
MS-ST805020	20W	130lm/W, 145lm/W	Die-casting aluminum	608*245*88	4.3
MS-ST806030	30W	130lm/W, 145lm/W	Die-casting aluminum	608*245*88	4.3
MS-ST807040	40W	130lm/W, 145lm/W	Die-casting aluminum	608*245*88	4.3
MS-ST808050	50W	130lm/W, 145lm/W	Die-casting aluminum	608*245*88	4.3
MS-ST809060	60W	130lm/W, 145lm/W	Die-casting aluminum	608*245*88	4.3
MS-ST810070	70W	130lm/W, 145lm/W	Die-casting aluminum	608*245*88	4.3
MS-ST812080	80W	130lm/W, 145lm/W	Die-casting aluminum	699*287*112	7.1
MS-ST813090	90W	130lm/W, 145lm/W	Die-casting aluminum	699*287*112	7.1
MS-ST814100	100W	130lm/W, 145lm/W	Die-casting aluminum	699*287*112	7.1
MS-ST815110	110W	130lm/W, 145lm/W	Die-casting aluminum	699*287*112	7.1
MS-ST816120	120W	130lm/W, 145lm/W	Die-casting aluminum	699*287*112	7.1
MS-ST817130	130W	130lm/W, 145lm/W	Die-casting aluminum	699*287*112	7.1





ORO SERIES

LED STREET LIGHT

100W-170W

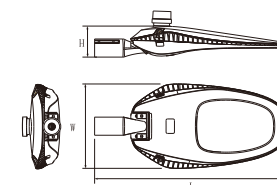
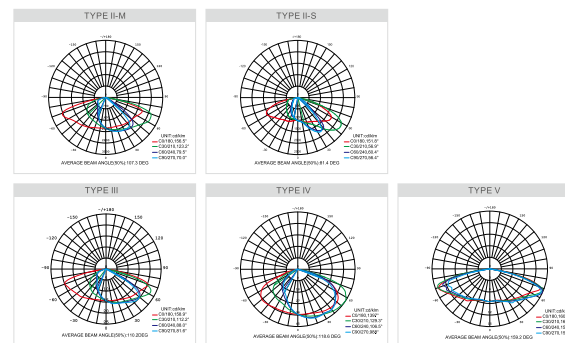


Features

1. High water proof level: IP66
2. Impact resistance: IK08
3. Robust structure design, ensure the stability
4. High Light transmittance tempered glass, better protection for lens part and long time, low light output depreciation
5. Tool-free access to electrical parts, convenient for installation and maintenance
6. Automatic power disconnection switch for higher electrical safety
7. Support side entry and post top installation, tilt angle $\pm 15^\circ$
8. Wide voltage range AC100-277V for global application

Application

City expressway, Major road, Collector road, Local road etc




Technical parameter

Model No.	System Power	Luminous Efficiency	Structure Description	Product Size(L*W*H)mm	Weight(kg)
MS-ST818100	100W	130lm/W, 145lm/W	Die-casting aluminum	818*350*132	11.1
MS-ST819110	110W	130lm/W, 145lm/W	Die-casting aluminum	818*350*132	11.1
MS-ST820120	120W	130lm/W, 145lm/W	Die-casting aluminum	818*350*132	11.1
MS-ST821130	130W	130lm/W, 145lm/W	Die-casting aluminum	818*350*132	11.1
MS-ST822140	140W	130lm/W, 145lm/W	Die-casting aluminum	818*350*132	11.1
MS-ST823150	150W	130lm/W, 145lm/W	Die-casting aluminum	818*350*132	11.1
MS-ST824160	160W	130lm/W, 145lm/W	Die-casting aluminum	818*350*132	11.1
MS-ST825170	170W	130lm/W, 145lm/W	Die-casting aluminum	818*350*132	11.1

IP66	IK08	CRI 70	100-240V 120-277V	47-63Hz	PF >0.95	20-95%RH	CCT 3000K / 4000K / 5000K	CCT 5700K / 6500K	50000H	-40°C 80°C
------	------	--------	----------------------	---------	----------	----------	---------------------------	-------------------	--------	---------------



ORO SERIES (MAXI) LED STREET LIGHT 140W-300W

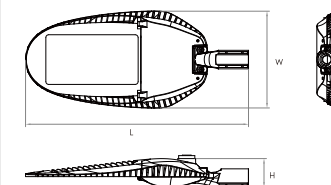
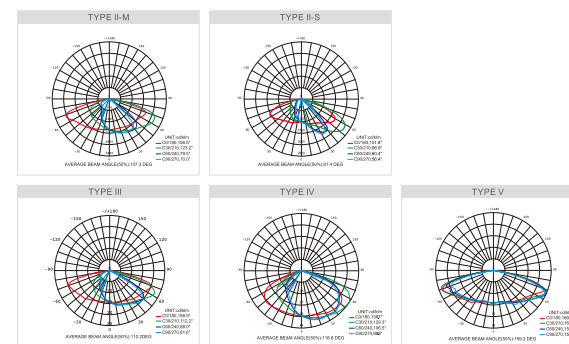


Features

1. High water proof level: IP66
2. Impact resistance: IK08
3. Robust structure design, ensure the stability
4. High Light transmittance tempered glass, better protection for lens part and long time, low light output depreciation
5. Tool-free access to electrical parts, convenient for installation and maintenance
6. Automatic power disconnection switch for higher electrical safety
7. Support side entry and post top installation, tilt angle $\pm 15^\circ$
8. Wide voltage range AC100-277V for global application

Application

City expressway, Major road, Collector road, Local road etc



Technical parameter

Model No.	System Power	Luminous Efficiency	Structure Description	Product Size(L*W*H)mm	Weight(kg)
MS-ST1114140	140W	135lm/W, 150lm/W	Die-casting aluminum	902*392*116	11.2
MS-ST1115150	150W	135lm/W, 150lm/W	Die-casting aluminum	902*392*116	11.2
MS-ST1116160	160W	135lm/W, 150lm/W	Die-casting aluminum	902*392*116	11.2
MS-ST1117170	170W	135lm/W, 150lm/W	Die-casting aluminum	902*392*116	11.2
MS-ST1118180	180W	135lm/W, 150lm/W	Die-casting aluminum	902*392*116	11.2
MS-ST1119190	190W	135lm/W, 150lm/W	Die-casting aluminum	902*392*116	11.2
MS-ST1120200	200W	135lm/W, 150lm/W	Die-casting aluminum	902*392*116	11.2
MS-ST1121210	210W	135lm/W, 150lm/W	Die-casting aluminum	902*392*116	11.2
MS-ST1122220	220W	135lm/W, 150lm/W	Die-casting aluminum	902*392*116	11.2
MS-ST1123230	230W	135lm/W, 150lm/W	Die-casting aluminum	902*392*116	11.2
MS-ST1124240	240W	135lm/W, 150lm/W	Die-casting aluminum	902*392*116	11.2
MS-ST1125250	250W	135lm/W, 150lm/W	Die-casting aluminum	902*392*116	11.2
MS-ST1126260	260W	135lm/W, 150lm/W	Die-casting aluminum	902*392*116	11.2
MS-ST1127270	270W	135lm/W, 150lm/W	Die-casting aluminum	902*392*116	11.2
MS-ST1128280	280W	135lm/W, 150lm/W	Die-casting aluminum	902*392*116	11.2
MS-ST1129290	290W	135lm/W, 150lm/W	Die-casting aluminum	902*392*116	11.2
MS-ST1130300	300W	135lm/W, 150lm/W	Die-casting aluminum	902*392*116	11.2

