


# ORION SERIES

## LED HIGH BAY

### 100W-300W


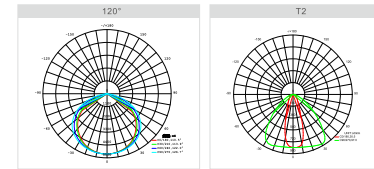


### Features

1. Extruded Aluminium housing
2. Robust and compact mechanical design.
3. Wattages coverage: 100-300W
4. Input voltage:100-240/277V
5. Lumen efficiency 150 lm/W
6. 0/1-10V dimming, DALI,PWM,Timing optional

### Application

Building, Warehouse, Factory, Workshop, Super market etc



### Technical parameter

Model No.	System Power	Luminous Efficiency	Structure Description	Product Size(L*W*H)mm	Weight(kg)
MS-SP254100	100W	150lm/W	Extruded aluminium	1200*108*86	2.4
MS-SP255200	200W	150lm/W	Extruded aluminium	1200*158*86	3.8
MS-SP256300	300W	150lm/W	Extruded aluminium	1200*208*86	5.1

IP40
CRI 80
100-240V / 120-277V
VVA 47-63Hz
PF >0.95
20-95%RH
CCT 3000K / 4000K / 5000K
CCT 5700K / 6500K
50000H
40°C / 80°C