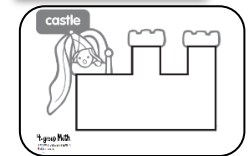
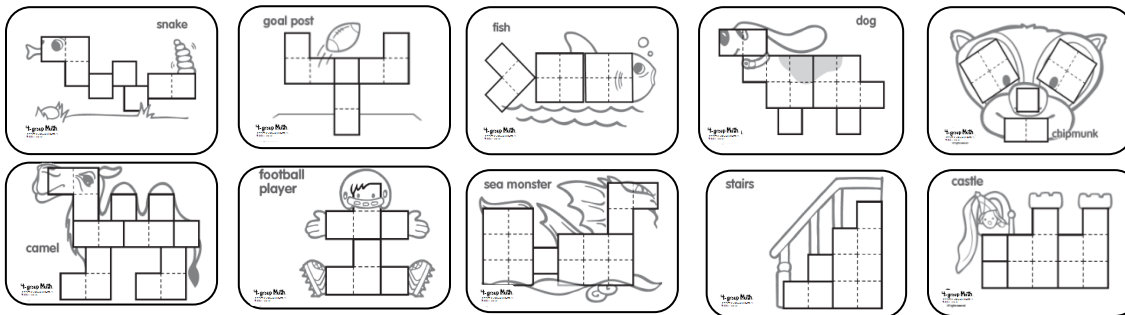



4-group Puzzles



The front of each puzzle shows interior lines which suggest which number blocks will fit. The back of each puzzle has no interior lines. Children will discover many block combinations that fit.



Use number words as you talk to your child about the Number Blocks she is using to make the puzzle. *"Here is a two. Do you need a three?" "What number did you use for the legs?"* Ask for blocks by their number name, *"May I please have a two?"* When a particular Number Block is used up, suggest two smaller blocks to make the same number. For example your child wants to put a three in the puzzle and there are no more 3's. Suggest a 1 and a 2. *"There are no more 3's but I can make you a 3 with 1 and 2."*

It's addition! To describe your action, use simple language such as, *"One and two make three."*