



Fun Pages

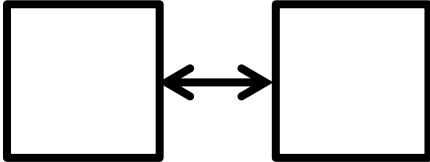

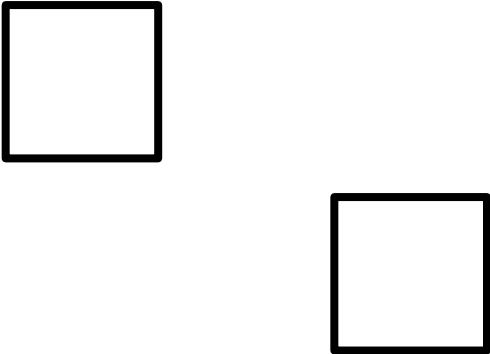



Step #8, Part 1: Combine the 4-group
Number Patterns to make 2

Created by
Lynn Kuske, M.Ed.


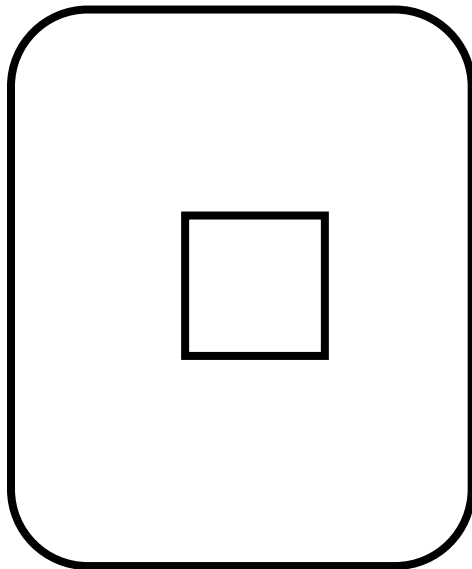
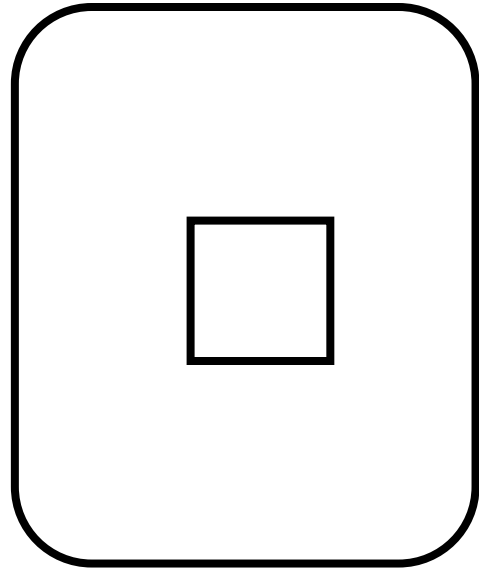
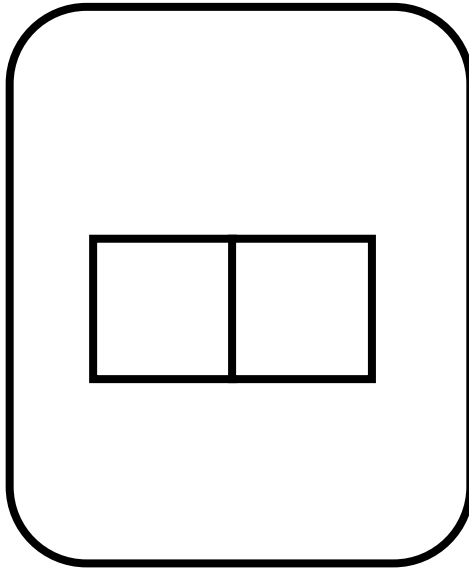
Name

Use your "math eyes" to see how to make 2.



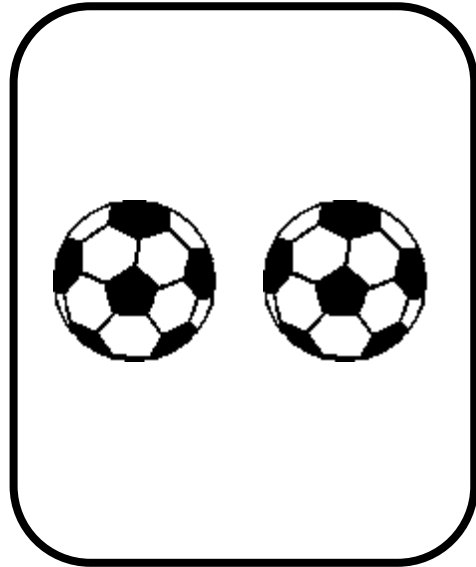
USE ONLY ONE COLOR ON THIS PAGE.

2	<p><i>One and one. . .</i> Color the one and one.</p>  <p>1 + 1</p>	<p><i>. . . make two.</i> Color the two.</p>  <p>2</p>
2	<p><i>One and one. . .</i> Color the one and one.</p>  <p>1 + 1</p>	<p><i>. . . make two.</i> Color the two.</p>  <p>2</p>
2	<p><i>Two and zero. . . or, zero and two. . .</i> Color the two.</p>  <p>2 + 0 or, 0 + 2</p>	<p><i>. . . make two.</i> Color the two.</p>  <p>2</p>


Color the number patterns to show which pictures go together to make 2.
Use a different color for each combination that makes 2.



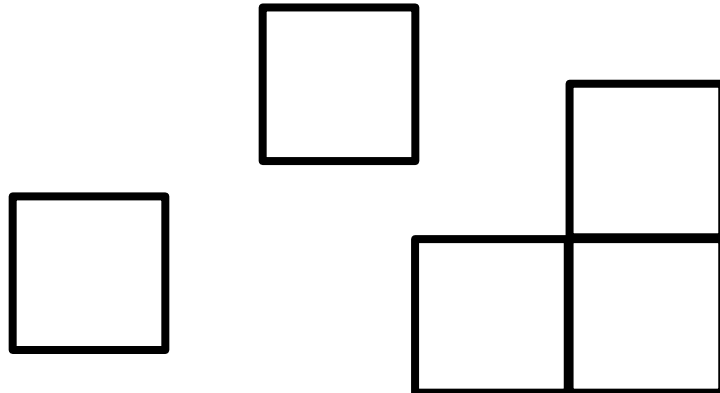
Color the number patterns to show which pictures go together to make 2.
Use a different color for each combination that makes 2.




2



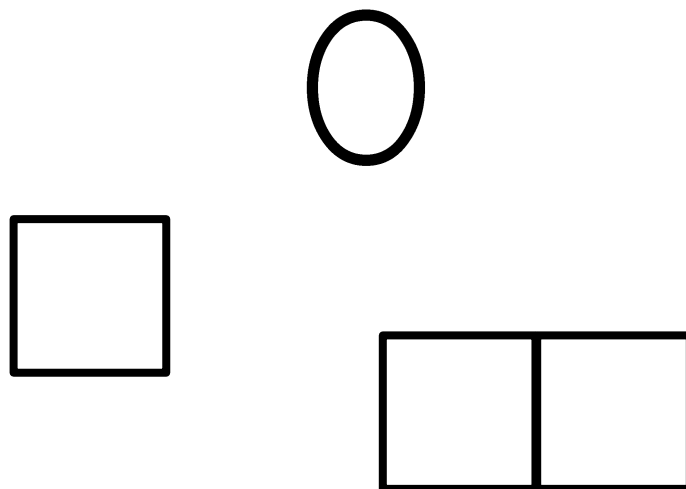
Circle and color two numbers that make 2. Use one color.




2



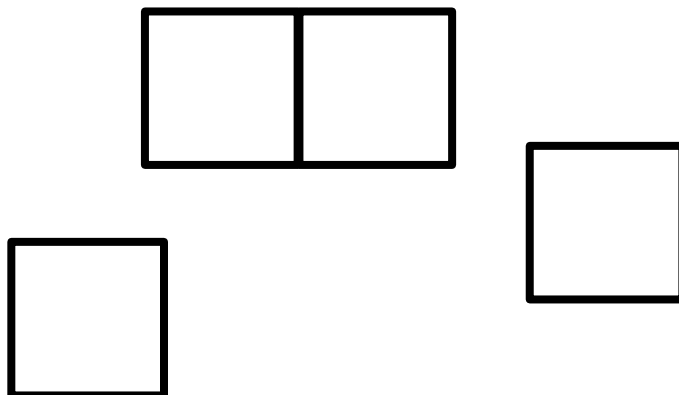
Circle and color two numbers that make 2. Use one color.



2

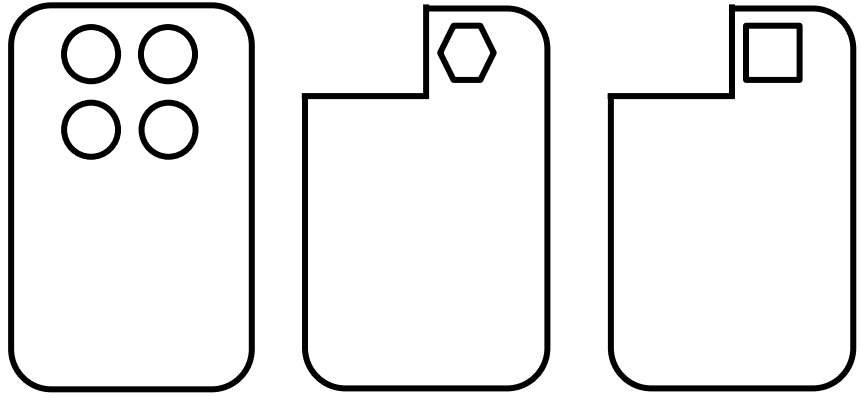


Circle and color two numbers that make 2. Use one color.



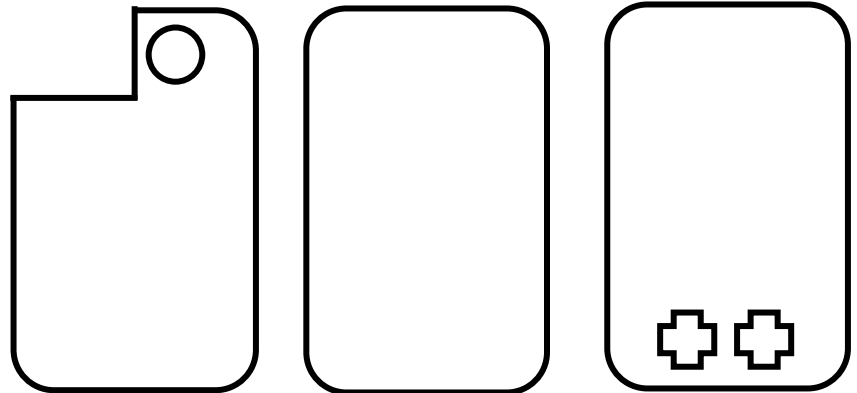
2

Color two cards that make 2. Use one color.



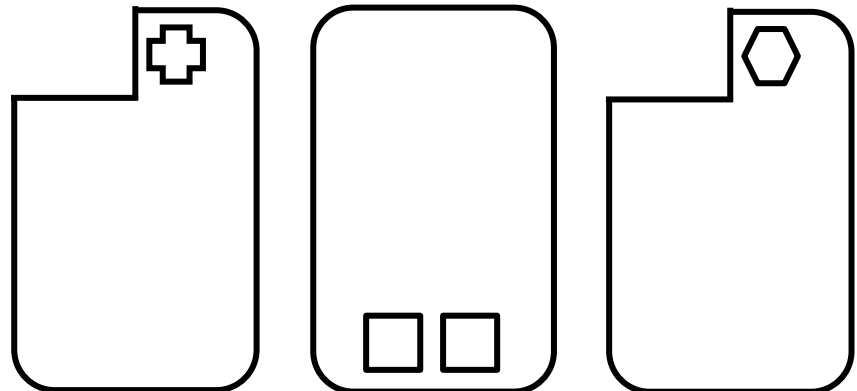
2





Color two cards that make 2. Use one color.









2

Color two cards that make 2. Use one color.





2		
		

2		0
		

2	0	
		

Draw or stamp pictures on the two cards to make 2.



Draw or stamp pictures on the two cards to make 2.

