

# 4-group Math™

by Kuske Math™

## Fun Pages

Step #6, Part 1: Recognize the 4-group  
Number Pattern for 2, 3, 4

Created by  
Lynn Kuske, M.Ed.

---

Name

Draw a line from Ten-man to the number he shows.  
Use your "math eyes." Can you match without counting?



2

3

4

Draw lines from the dice to the matching number shown with the white dots.  
Use your "math eyes." Can you match without counting?

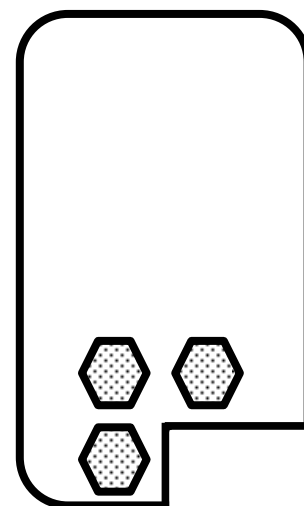

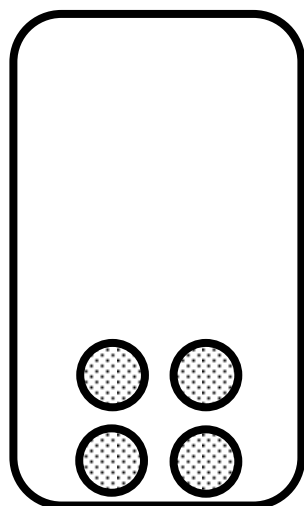
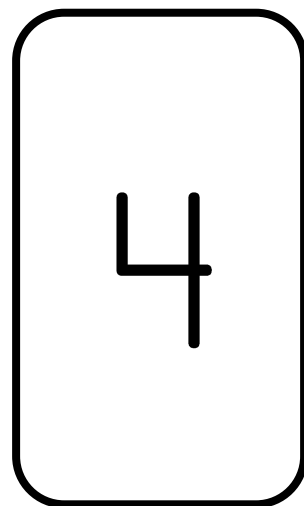



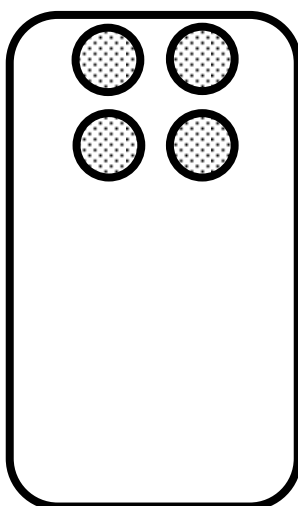
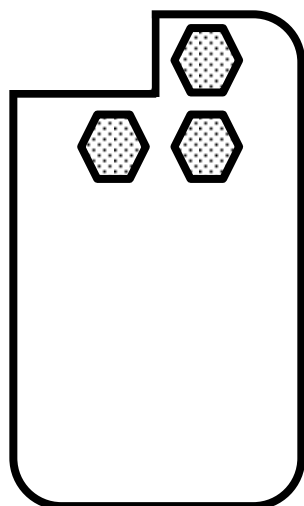


2









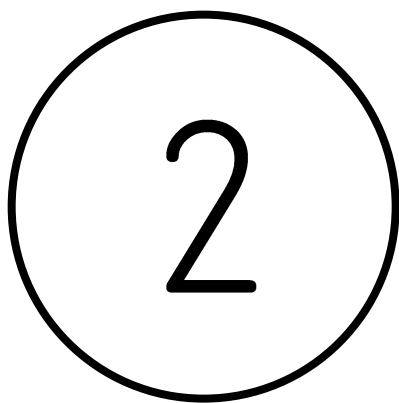
3

4


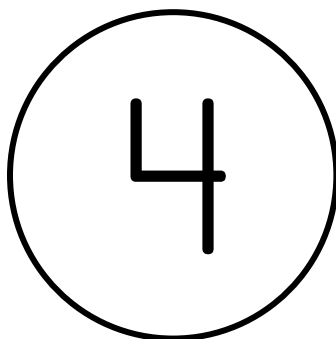
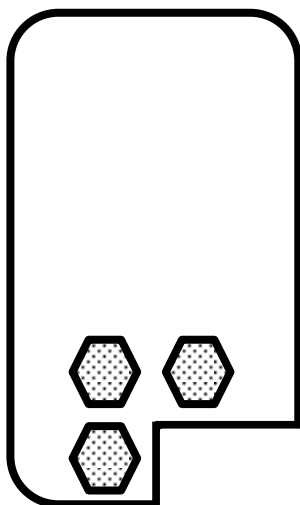


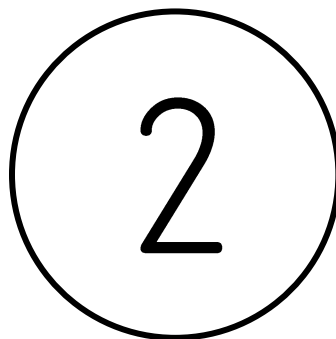
Which cards go together? Draw lines from the number pattern cards to their matching number cards. Use your "math eyes." Can you match without counting?



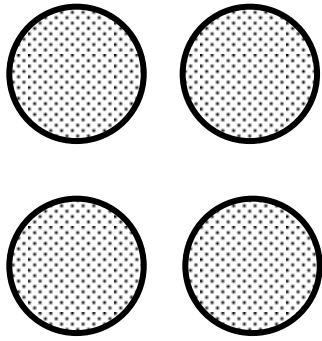
Draw lines from the numbers to the matching number pattern pictures.  
 Use your "math eyes." Can you match without counting?



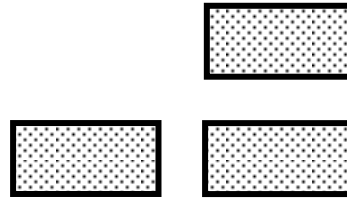
Match the pictures to the numbers. Use your "math eyes." Can you match without counting?




How many do you see? Circle the number. Use your "math eyes." Do you know without counting?



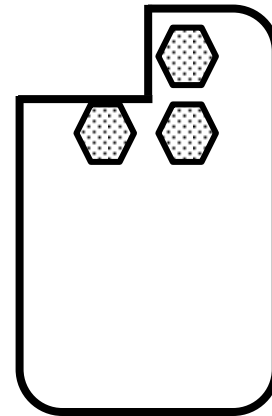
2   3   4



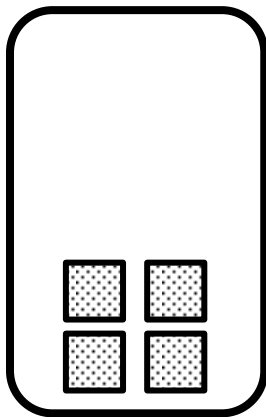
2   3   4



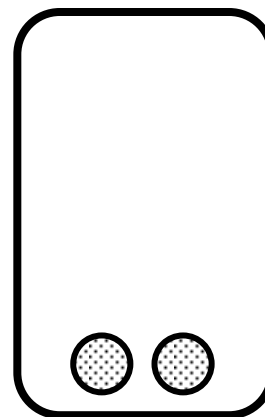
2   3   4



2   3   4




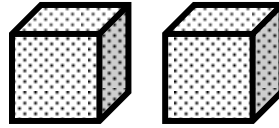
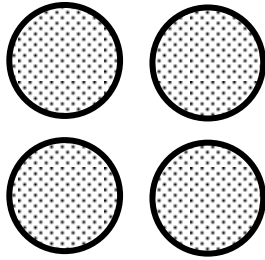
2   3   4





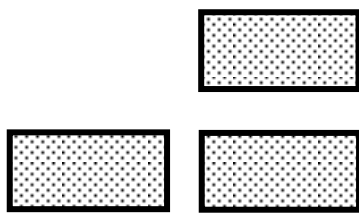
2   3   4

Color the picture that shows the number. Use your "math eyes." Do you know without counting?

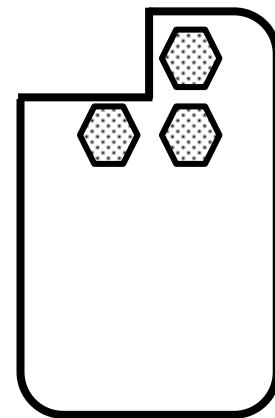

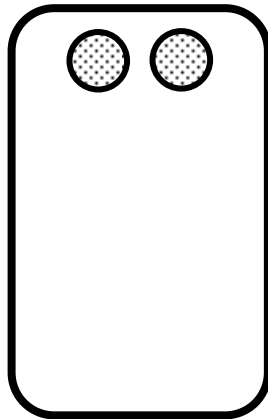
2




3




4




Circle the number that will fit in the white space. Use your "math eyes." Do you know without counting?




2 3 4




2 3 4




2 3 4



2 3 4



2 3 4



2 3 4