



4-group Counting Cards 1-10



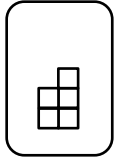

The number pattern sides of the Counting Cards are sized to fit the 4-group Number Blocks. Here are some ideas for using the Counting Cards. You and your child will surely come up with other activities!

- Show one of the Counting Cards with the number side facing up. Ask, "Can you find the number this matches on our Number Parade?" Call the numbers by name; "Yes, your five matches the five." Continue in random order with the other Counting Cards as interest allows.
- Show one of the Counting Cards with the 4-group Number Pattern side facing up. Ask, "Can you find the number pattern this matches on our Number Parade?" Call the patterns by name; "Yes, your five matches the five." Continue in random order with the other Counting Cards as interest allows.
- In numerical or random order, display the Counting Cards with the number pattern sides face up. Ask for the number card you call out.
- In numerical or random order, display the Counting Cards with the number sides face up. Ask for the number card you call out.
- Line the cards up smallest to largest by the number patterns; left to right like a number line.
- Line the cards up smallest to largest by the numbers; left to right like a number line.
- On the number pattern side ask your child to count in the 4-group *Math Counting Order* or use her "math eyes" to see how many. Turn the Counting Card over and check the number.


• With the number side up build the 4-group Number Pattern using toys, crackers, etc.

5 

Then turn over the Counting Card to check the pattern.

• With the number side facing up, find the 4-group Number Block that goes with that number.

6 

Then turn the card over and see if the block they found fits in the pattern.

