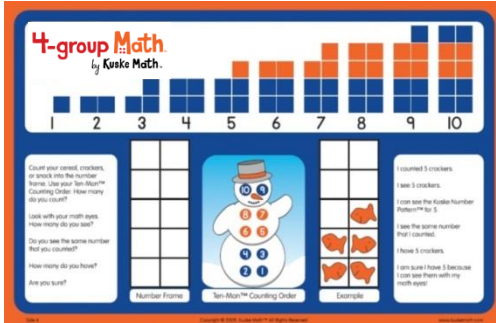
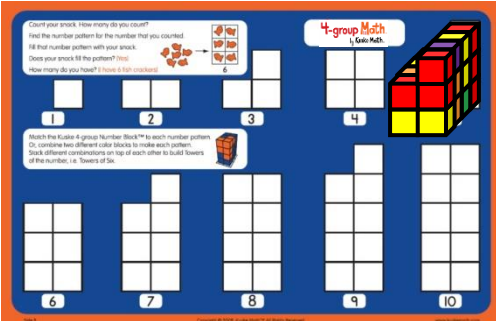


# 4-group Math Mat



## Front

- The front of the Math Mat shows the 4-group Number Patterns in their subitizable component parts so that children learn to make a mental picture of the quantity of each number.
- The picture of Ten-man reminds adults and children to use the Ten-man Counting Order.
- Use the empty Number Frame to count objects into the number patterns and then check with your "math eyes" to see how many you have by matching the objects to the number pattern above.




## Back

- The back of the Math Mat shows the whole 4-group Number Patterns so that children can learn to see the many parts that make up each number.

Use the 4-group Math Mat as a placemat. On the front of the mat you can use the same activities as with the 4-group Number Parade 1-10.

On the back, cover the numbers with a strip of paper and ask children to match number cards to the number pattern. They can move the paper strip to check their work.



Count and see with your "math eyes" how many you have.

