

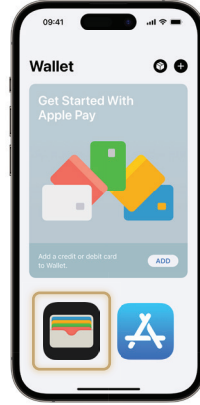


HOW TO DOWNLOAD YOUR TICKET TO YOUR APPLE WALLET SEASON TICKETS



STEP 1:

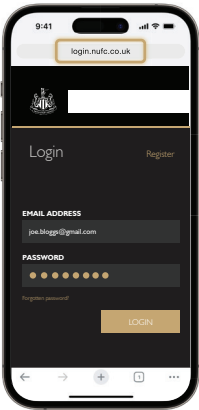
To ensure your iPhone/Apple Watch is compatible with Digital Ticketing you must install the most recent IOS and WatchOS.



STEP 2: ENSURE APPLE WALLET IS INSTALLED.

Before downloading your Pass, ensure your Apple Wallet is installed on your iPhone/Apple Watch.

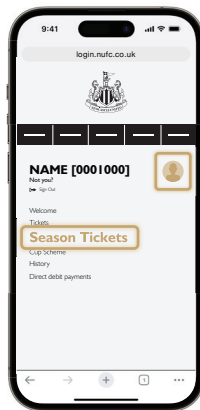
If not, you will need to re-download this from the App Store.



STEP 3: CHECK YOUR EMAILS.

You will receive an email notifying you when your season ticket is available for download.

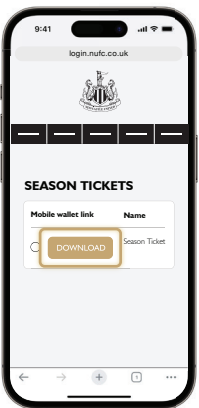
Once you have received your email, your ticket will be waiting for you in your online account book.nufc.co.uk



STEP 4: DOWNLOAD YOUR PASS.

Once you have received your email, login to book.nufc.co.uk and click on your profile in the top right-hand corner (the gold silhouette).

Select 'Season Ticket' from the drop-down options.

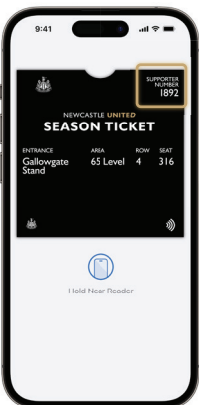


DOWNLOAD YOUR PASS.

On the 'Season Ticket' page you will see a **'Download'** button for each of the season tickets linked to your account.



Hit this button for the season ticket you would like to download and follow the on-screen instructions, the press 'Add' in the top right-hand corner.



STEP 5: CHECK YOUR MOBILE PASS IS STORED IN YOUR APPLE WALLET.

Click on the Wallet icon to open your Apple Wallet to ensure your Newcastle United Pass is visible and your **details are correct**.

To your mobile pass is valid and correct make sure you have **automatic updates turned on**.



YOU'RE ALL DONE!

Your Mobile Pass will automatically update for every Premier League game. **This is your Pass for the season, so do not delete it.**

We look forward to welcoming you to St.James' Park. Remember to arrive in good time so you have plenty of time to enter the stadium.

If you have joined a Cup Scheme, you will be sent a link to download your cup tickets separately before the fixture.