

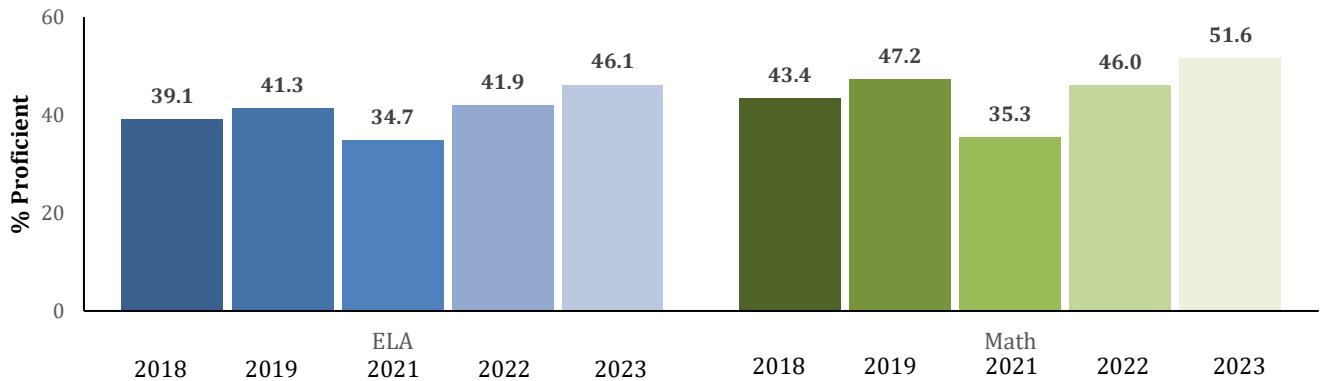


2023 State Test Score Results: MISSISSIPPI

STATE HIGHLIGHTS

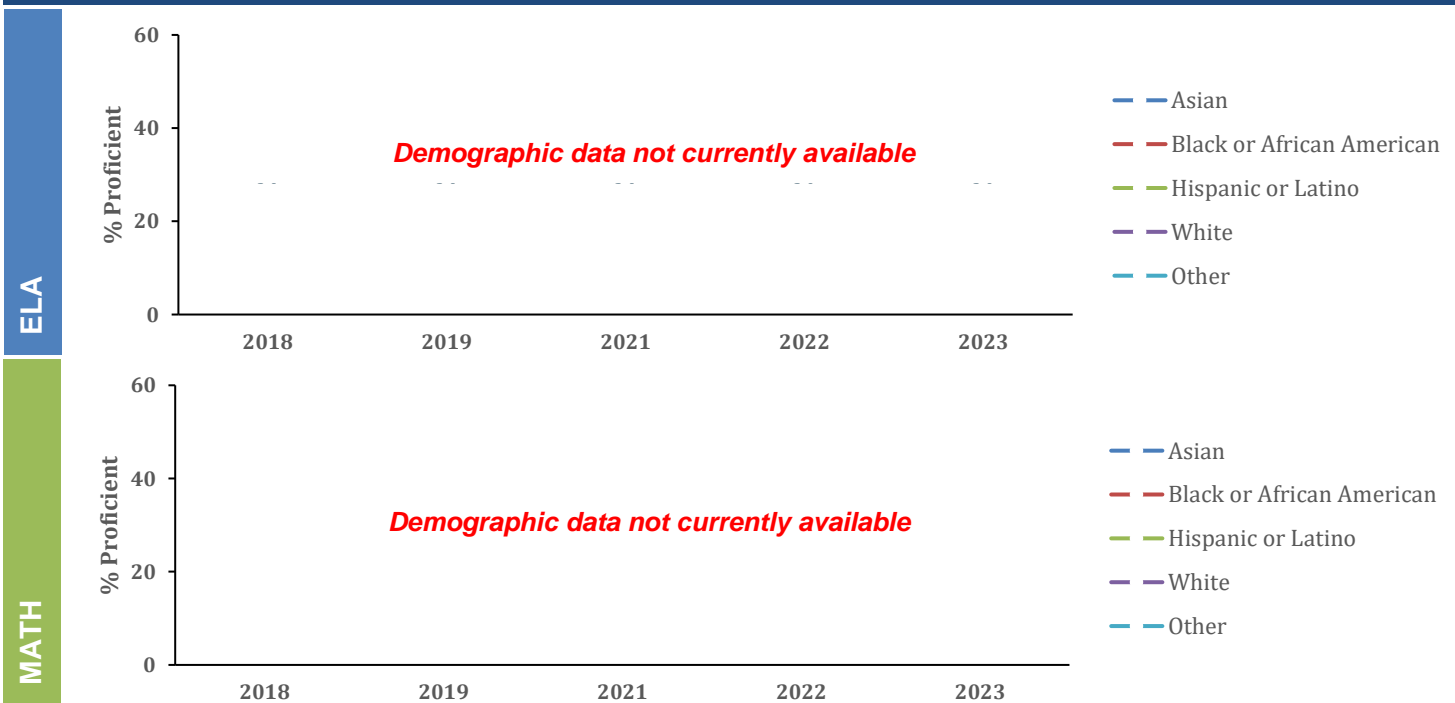
- Overall 2023 Results:** Mississippi students have **made substantial gains in both ELA and math proficiency** following the COVID-19 pandemic. Moreover, students have surpassed proficiency rates from 2019 in both ELA (46.1% in 2023 compared to 41.3% in 2019) and math (51.6% in 2023 vs. 47.2% in 2019). Current proficiency rates are the highest in the state over the past five years.
- Results by Race/Ethnicity:** Data by race/ethnicity are not currently available for Mississippi.
- Results by District Poverty Level:** ELA and math proficiency results vary by district poverty level across all years. In 2023, the achievement gap between districts with the highest and lowest levels of poverty for school-age children was **comparable to the gap in 2019** (approximately 20 percentage points in ELA and 25-26pp in math). This reflects similar recovery across districts of varying poverty levels.

MISSISSIPPI 2023 ELA & MATH RESULTS, GRADES 3-8



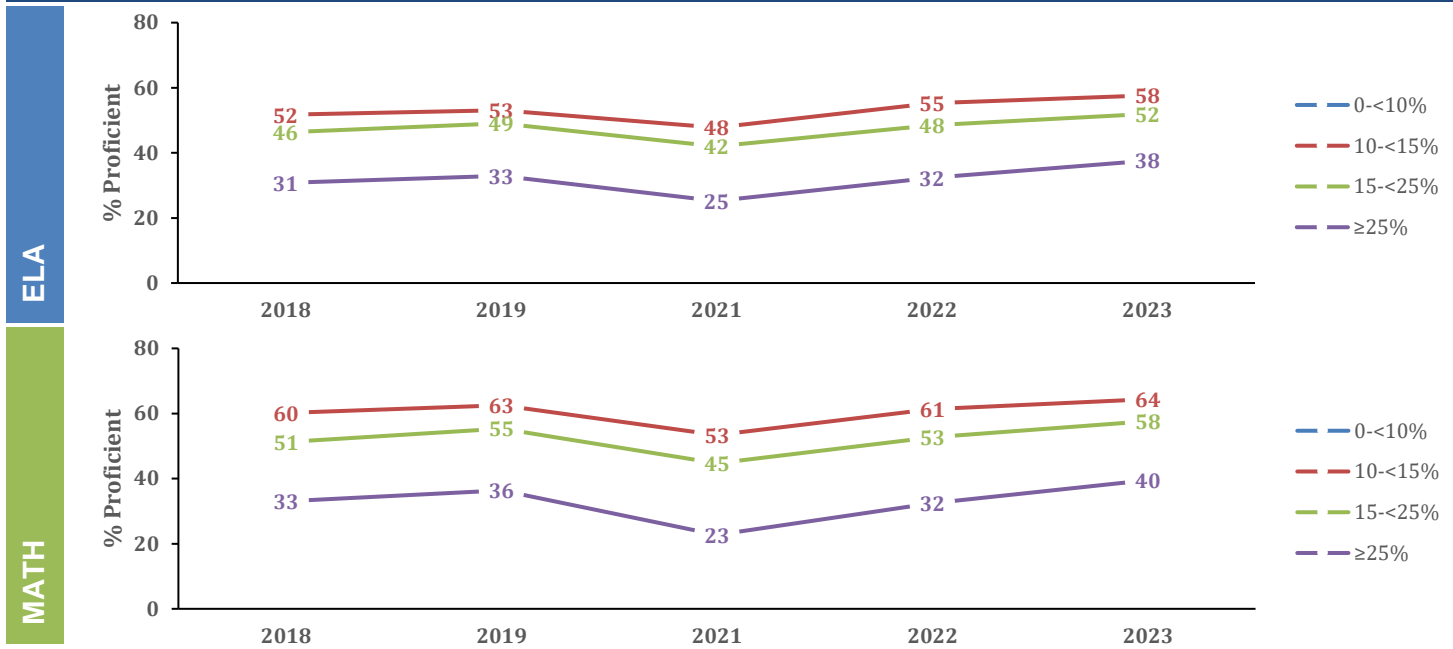
Note. In 2023, 46.1% of students in Gr 3-8 included in the analysis reached proficiency or above in ELA, compared to 51.6% of students who did so in mathematics.

MISSISSIPPI 2023 PROFICIENCY BY RACE/ETHNICITY, GRADES 3-8



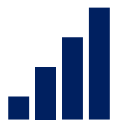
Note. Demographic data are not currently available for Mississippi.

MISSISSIPPI 2023 PROFICIENCY BY DISTRICT POVERTY LEVEL, GRADES 3-8



Note. School district poverty data are drawn from the 2021 Small Area Income and Poverty Estimates program (SAIPE) of the U.S. Census Bureau. Categorizations are based on overall U.S. quartiles. In 2023, 58% of students in LA districts in which 10-15% of school-age children lived in poverty achieved ELA proficiency, compared to 52% of students in which 15-25% of school-age children lived in poverty, and 38% of students in which 25% or more of school-age children lived in poverty. No students were in school districts in which less than 10% of school-age children lived in poverty. Data labels with similar values may affect visibility.

STATE ASSESSMENT DATA



The student outcome data used in this Data Brief come from the Mississippi Academic Assessment Program (MAAP). The data represent outcomes for students in Grades 3–8 in math and ELA.

Measuring Proficiency

The MAAP includes five proficiency levels: *Level 1 (minimal)*, *Level 2 (basic)*, *Level 3 (pass)*, *Level 4 (proficient)*, and *Level 5 (advanced)*. In this report, “**not proficient**” = Levels 1–3, and “**proficient**” = Levels 4–5. The state defines these levels as college-and-career-ready.

Years Included in Analysis

This report reflects school years (SY) 2017-18 through 2022-23. Data for SY 2019-20 are not available, as the assessment was not administered due to the COVID-19 pandemic.

Participation Rate Data

In Spring 2021, the U.S. Department of Education waived the requirement that 95% of all students complete the state’s annual academic assessment, leading to varied participation rates by state. In Mississippi, approximately 96.9% of all students participated in the state assessments in 2021. In Spring 2022, districts were again required to measure the achievement of not less than 95% of all students and students in each subgroup on annual statewide assessments in ELA and math.

Additional Information

More information on the Mississippi Academic Assessment Program (MAAP) can be found at <https://www.mdek12.org/OSA/MAAP>.



ABOUT THE DATA SERIES

The State Test Score Results Data Series explores state-level trends in ELA and math proficiency outcomes on state standardized assessments, both before and after the COVID-19 pandemic. Specifically, the Data Series presents math and ELA proficiency trends on state assessments between Spring 2018-Spring 2023, as available. Results are presented for the state overall, by race/ethnicity, and by district poverty levels for school-age children.

Data presented in this State Brief are specific to this state’s assessment and are not comparable to other states.

For any questions, please email statetestscorerresults@gmail.com.

Suggested Citation: COVID-19 School Data Hub. (2023). *2023 state test score results: Mississippi*. State Brief 2023-09-MS-00. Providence, RI: COVID-19 School Data Hub.

<https://www.covidschooldatahub.com/> | twitter: @CSDH19