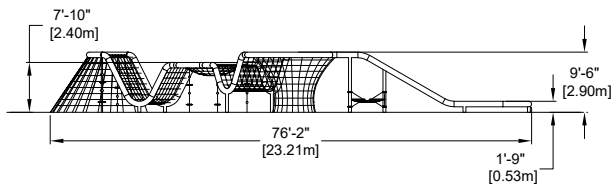
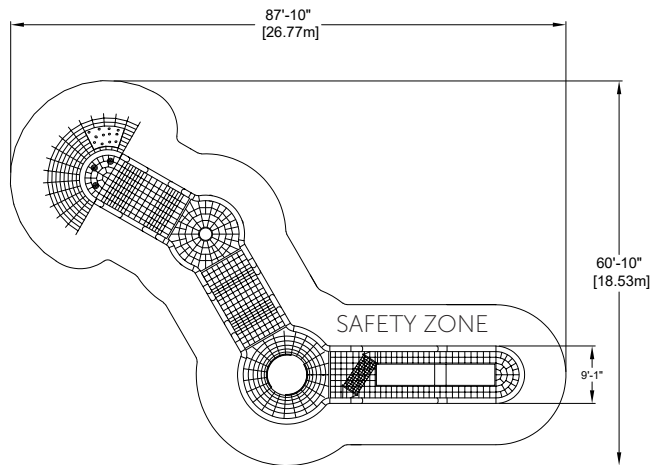


# Large Riverwalk

EP-CT-EPRW4000



### CHARACTERISTICS

Age Group : 5-12 years old

Fall Height : 9'-6" (2,90m)

Capacity : 85

Safety Zone US : 87'-10" x 60'-10" (26.77m x 18.53m)

Design to be installed in a 18" (0.46m) of resilient material (EWF, rubber or sand).

### MATERIALS

Structure : powder coated steel;

Cables : braided UV-resistant nylon over seven (7) galvanized steel cables; 0,8" (20mm) diameter;

Mechanical Assembly : seamless 2" (51mm) diameter aluminum mechanical cross joint castings;

Net Accessories : rubber and HDPE plastic.

### ANCHORS TYPE


Posts : mechanical anchors in concrete base;

Net Tips : turnbuckles mounted to plates anchored in concrete bases.

### PLAY VALUE

The RiverWalk provides challenging play either solo or in group. It allows for children to climb and to observe while socializing, as well as developing their strenght and balance. It is a place where they gather and develop their motor skills by taking different routes each time.

### AVAILABLE COLORS - STRUCTURE



### AVAILABLE COLORS - CABLES

