


Plantation Bench (large hexagon)

EP-UFS-CHAP3000



CHARACTERISTICS

Plantation box made of folded steel sheet; assembly on site.
Freestanding central table with galvanized grid. Inside the plantation box are 3" insulation panels with non-woven geotextile.
Seating legs are adjustable to fit the drainage slope.


MATERIALS

Steel structure, zinc plated and powder coated;
Insulation panels - expanded polystyrene;
Seating can be made of natural wood or recycled plastic.

ANCHOR TYPE

Drop-in anchors in concrete slab.


AVAILABLE COLORS - PAINT



AVAILABLE COLORS - WOOD



AVAILABLE COLORS - PLASTIC (1")



Plantation Bench (large hexagon)

EP-UFS-CHAP3000

