

Skyshack with accessories

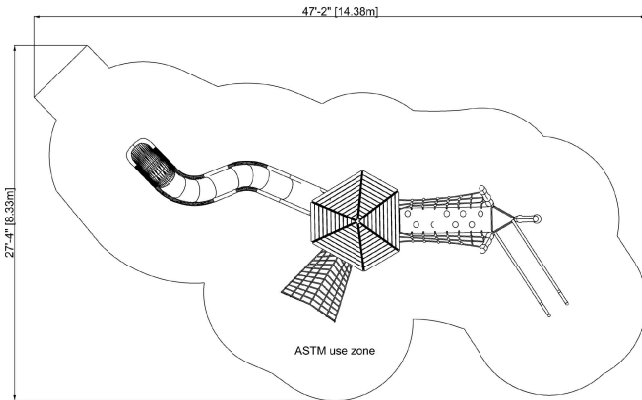
EP-CT-EPSS1000 (ASTM)



CHARACTERISTICS

Age Group : 5-12 years old
 Fall height : 8'0" (2.44m)
 Height (structure) : 10'11" (4.07m)
 Capacity : 24
 Safety Zone : 47'2" (14.37m) x 27'4" (8.33)

SAFETY ZONE



MATERIALS

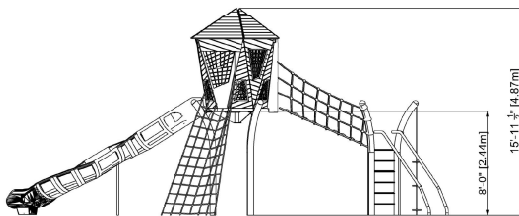
Structure : galvanized and powder coated steel;
 Cables : braided UV-resistant nylon over seven (7) galvanized steel cables; 0,8" (20mm) diameter;
 Mechanical Assembly : Seamless 2" diameter aluminum mechanical cross joint castings.
 Slide: rotomolded HDPE
 Outdoor shell of the playhouse: recycled plastics or cedar or sheet metal (steel zinged and powder coated)
 Windows : laser cut aluminum with powder coat;
 Angled climber: rubber layered with fiber.

ANCHORS TYPE


J-bolt in concrete bases OR chemical anchors.

PLAY VALUE

Highly modulable and customizable in its height and shape, this line is an opportunity to enhance general playful freedom of movement, enhance stability, coordination and global motricity skills. This configuration includes a 96" slide, a 96" cargo net climber, an angled rubber



AVAILABLE COLORS - STRUCTURE



AVAILABLE COLORS - CABLES

