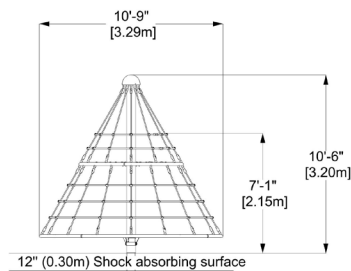
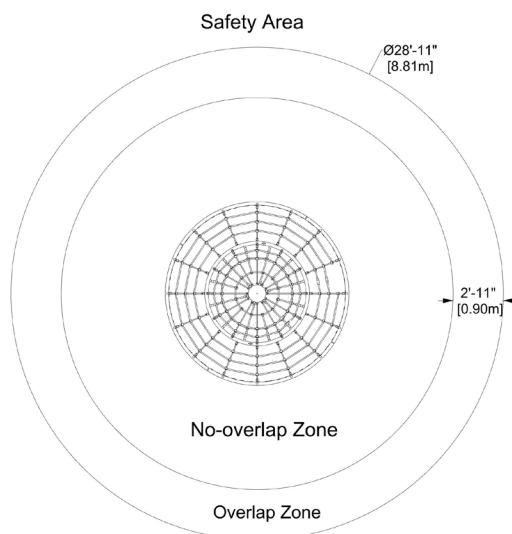



Pyramid medium with deck

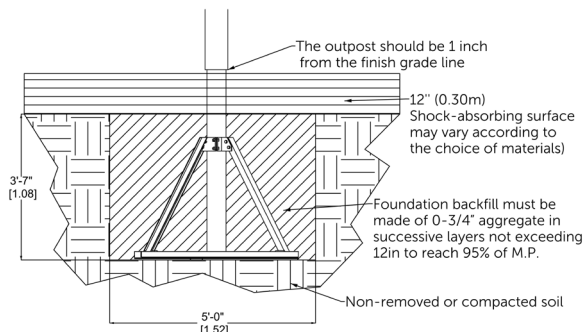
EP-SS-ERN1100D (CSA)



To verify product certification, visit www.ipema.ca.



INSTALLATION DETAILS



CHARACTERISTICS

Age Group: 5 - 12 years old

Fall Height: 7'-1" (2.15m)

Capacity: 25

Safety zone: Ø28'-11" (Ø8.81m)

The equipment is design to be installed in a 12" (300mm) of resilient material (EWF, rubber or sand).

MATERIALS

Inner Post : heavy-duty galvanized steel;

Outer Post, Hardware and Fasteners : powder coated stainless steel*;

Deck : reinforced perforated aluminum*;

Rings : rolled aluminum tubing*;

Cap : half-sphere aluminum*;

Cables : braided UV-resistant nylon over seven (7) galvanized steel cables; 0,8" (20mm) diameter;

Cable Hardware : cast aluminum*;

Rotative Device : maintenance-free, self-lubricated nylon.

*All painted parts are powder coated with UV-resistant polyester.

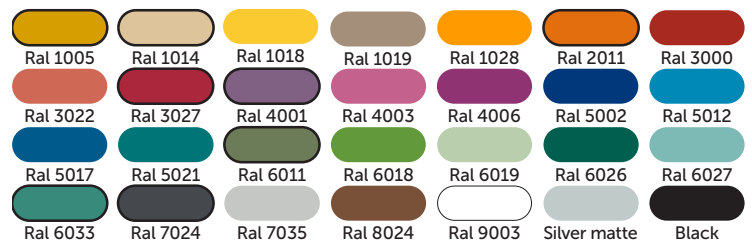
ANCHORS TYPE

In-ground galvanized steel freestanding footing.

PLAY VALUE

The Spinneround Serie enhance general playful freedom of movement, stability, hanging and running. This equipement favorize group interaction and create high sensory stimulation. Moreover, the moving of the center of mass constitute a highly amusing physical training for its users.

AVAILABLE COLORS - PAINT



AVAILABLE COLORS - CABLES

