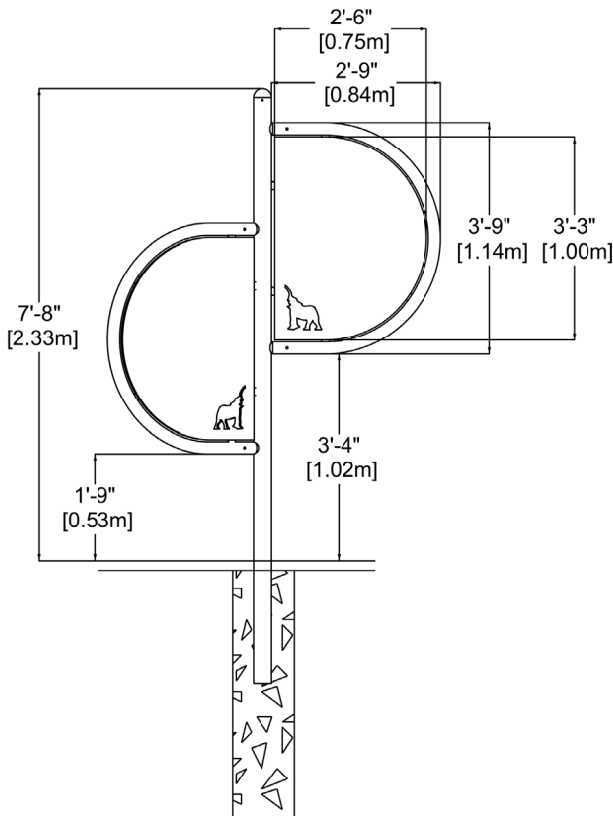
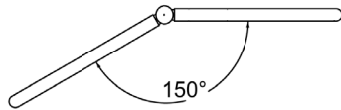
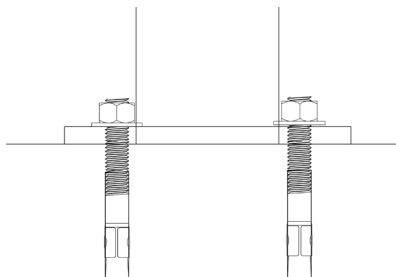


Double Drawing Board with one anchor point

EP-SKS-DB12



Optional
Mechanical anchor 1/2" galvanized, on concrete slab (coordinated with civil engineering). Must be specified when ordering.



CHARACTERISTICS

Two arc shape boards made of plastic, boards are double sided.

MATERIALS

Post: 3 1/2" (89mm) galvanized powder coated steel.
Cap and arches: powder coated aluminum.
Board : 0.75" (19mm) thick HDPE

ANCHORS TYPE

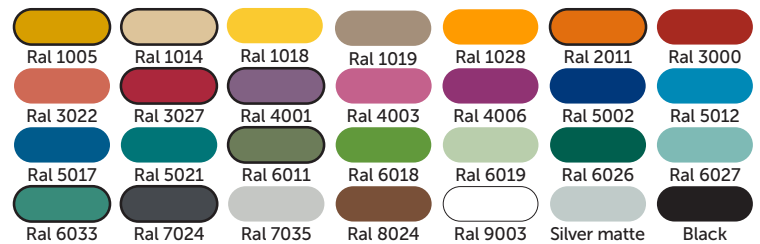
Concrete poured into 12" (0.3m) diameter sonotubes. Depth to be determined according to the depth of the frost line in your region.

Optional: Mechanical anchor 1/2 - 13 galvanized, on concrete slab (coordinated with civil engineering). Must be specified when ordering.

INSTALLATION METHOD

Can bonify an outdoor class, favorize creative games and lead toward calmer activities during recreations and playtime.
Designed to be used with classic chalk only. No liquid chalk markers.

AVAILABLE COLORS - POSTS



AVAILABLE COLORS - PLASTIC BOARD

