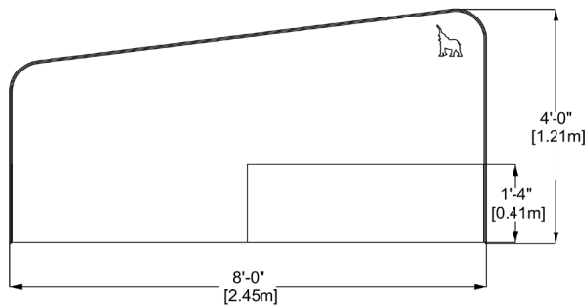
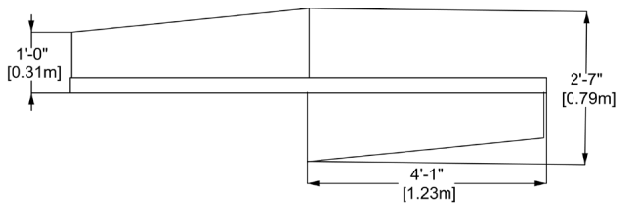


Trapeze benches and low board

EP-UFS-TRAT001



CHARACTERISTICS

Plastic drawing board with rounded corners, usable from both sides, accompanied by two trapeze benches. Dimensions : 8' (2.45m) by 4' (1.22m) at highest corner. Seats placed at 1'-4" (0.41m) above ground level.

MATERIALS

Structure: Powder-coated galvanized sheet steel
Board : 0.75" (19mm) thick and textured HDPE

INSTALLATION METHOD

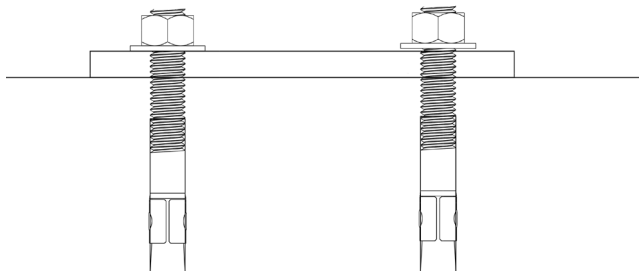
Mechanical anchors in a concrete slab.

PLAY VALUE

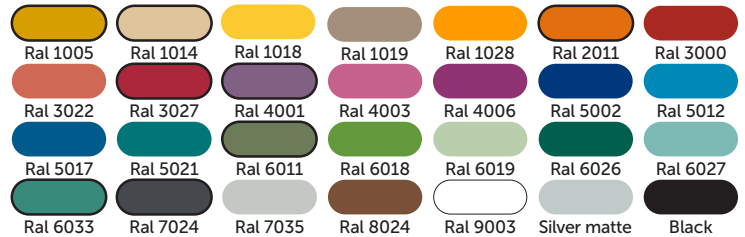
A versatile outdoor drawing board, usable on both sides, enhances outdoor learning and encourages creative play during recess. Specifically designed for use with traditional chalk, it adds vibrancy to learning environments and facilitates imaginative activities. No liquid chalk markers.

INSTALLATION DETAILS

Mechanical anchor 1/2 - 13 galvanized, on concrete slab (coordinated with civil engineering).



AVAILABLE COLORS - POSTS



AVAILABLE COLOR - BOARD

