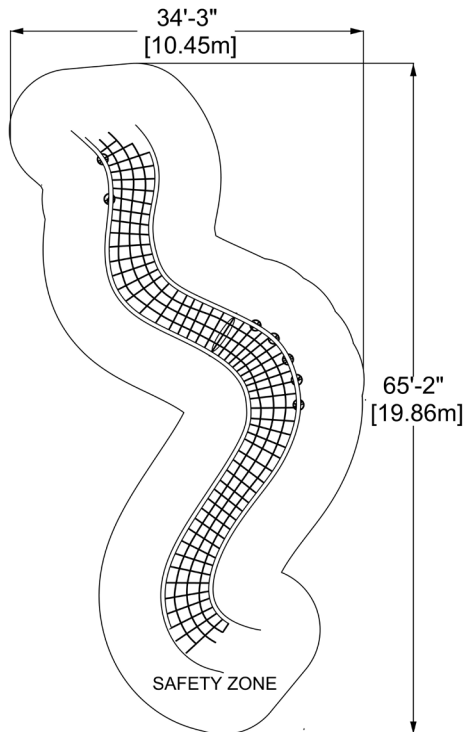


The Mountain*

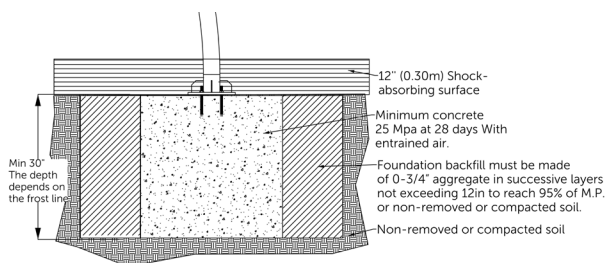
EP-CT-MOUNT1000



*New Product: The technical details contained in this document may change during engineering and production.



INSTALLATION DETAILS



CHARACTERISTICS

Age group: 5-12 years old

Fall height: 9' (2.75m)

Capacity: 100

Safety zone: 34'-3" x 65'-2" (10.45m x 19.86m)

Designed for installation in 0.46 m (18") resilient material (EWF, rubber or sand).

MATERIALS

Structure: Powder coated aluminium and galvanized steel;

Cables: Braided UV-resistant nylon over seven (7) galvanized steel cables; 0.8" (20mm) diameter;

Mechanical Assembly : seamless 2" (51mm) diameter aluminum mechanical cross joint castings;

Net Accessories : rubber and HDPE plastic.

INSTALLATION METHOD

Posts: mechanical anchors on concrete bases;

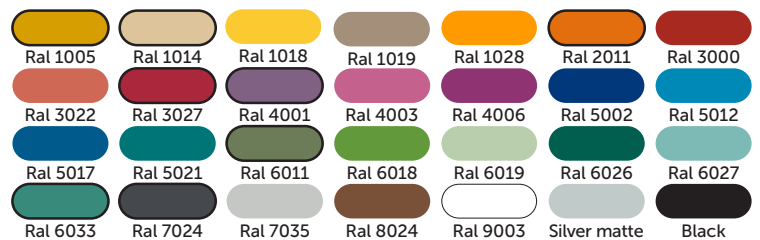
Cables: turnbuckles mounted to plates anchored in concrete bases.

Depth to be determined according to the depth of the frost line in your region.

PLAY VALUE

The Mountain provides an opportunity to enhance freedom of movement, stability and balance . This play equipment will improve global motricity and coordination skills. It will allow bouncing while climbing, creating high sensory stimulation for the children.

AVAILABLE COLORS - STRUCTURE



AVAILABLE COLORS - CABLES



AVAILABLE COLORS - HDPE

