



**SLIM WIRELESS  
POWER BANK + STAND**

**USER'S MANUAL**

**MODEL: UAG-SLM-5**

## **INTRODUCTION**

The UAG slim wireless power bank is the thinnest 5K battery bank with metal kickstand in the market. It is the ideal power companion for staying charged on the go! Its sleek form factor slips easily into your pocket or bag, ensuring you're always prepared for those low-battery moments. Fast Charging In/Out: With both USB-C PD (Power Delivery), this battery pack can swiftly charge your devices. Whether you're charging up your phone or refueling the battery pack itself, speed is the name of the game.

## **FEATURES**

- Built-in Magnets compatible with MagSafe™ charging
- Anodized aluminum stand
- USB-C in & out charging
- Wireless charging indicator
- Battery charge Indicator
- Ultra portable design

## **COMPATIBILITY**

- iPhone 12, iPhone 12 Pro, iPhone 12 Pro Max
  - iPhone 13, iPhone 13 Pro, iPhone 13 Pro Max
  - iPhone 14, iPhone 14 Pro, iPhone 14 Pro Max
  - iPhone 15, iPhone 15 Pro, iPhone 15 Pro Max
  - AirPods Pro V2
  - AirPods Gen 3
  - Compatible with other wireless charging devices
- Please visit [www.urbanarmorgear.com](http://www.urbanarmorgear.com) for the latest information and compatibility information.

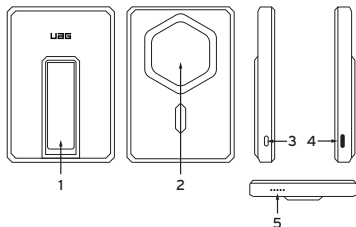
## **SPECIFICATIONS**

- Input (USB-C): 5V/2.5A, 9V/2A, 12V/1.5A
- Output (USB-C): 5V/2.4A, 9V/2.22A, 12V/1.67A
- Wireless Output: 5W / 7.5W / 10W
- Charging Connection: USB-C
- Charge time: ~2 hours
- Battery Capacity: 5000mAh

## PACKAGE CONTENTS

- Wireless Power Bank
- 4ft.(1.2m) USB-C charge cable
- User's Manual

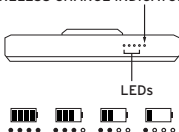
## PRODUCT DIAGRAM



1. Anodized Aluminum Stand
2. Wireless Charging magnetic area
3. Power button
4. USB-C input/Output
5. LED Power/Charge indicators

## POWERING YOUR DEVICE

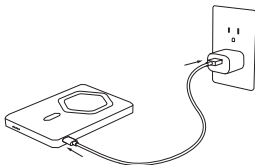
### WIRELESS CHARGE INDICATOR



- Your power bank is equipped with an auto-charge function. Simply attach the bank to a compatible device to enable charging.
- To check the battery level while the bank is not in use, press the button once. The white LEDs will illuminate to indicate battery level.
- To manually activate wireless charging mode: Press the power button once. The battery pack will remain in standby mode for up to 30 seconds if no device is detected.
- To deactivate wireless charging mode: Press the power button twice.

LED Status	Function
Green: Solid	Battery pack wirelessly charging a device.
Green: Fast blink	FOD (foreign object detection)

## HOW TO CHARGE YOUR BATTERY PACK



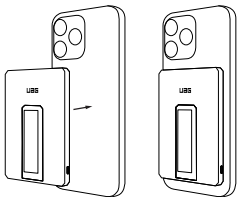
A wall adapter  
 $\geq 18\text{W}$  is  
 recommended

Wall adapter not  
 included

## ATTACHING THE BATTERY PACK TO YOUR DEVICE

Different methods of connecting your battery pack to your device.

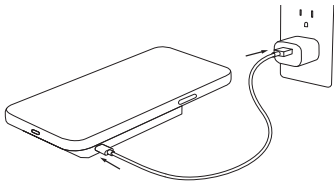
### MagSafe™ Compatible Devices



\*To help preserve battery life, your battery pack will enter standby mode if left on and not used for 30 seconds.

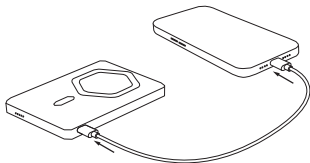
### WIRELESS CHARGING PAD MODE

For non MagSafe™ compatible devices as well as MagSafe™ compatible devices.



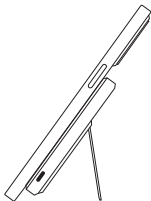
## WIRED CHARGING

\*Up to 20w charging through usb-c output

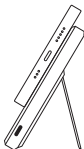


## STAND MODES

- To extend the kickstand: Gently pull from the bottom of the battery pack.
- To close the kickstand: Slowly push the kickstand until it is flush with the battery pack.
- Set the stand to the desired angle.



PORTRAIT VIEW



LANDSCAPE VIEW

## 1 YEAR LIMITED WARRANTY

For warranty terms and conditions visit [urbanarmorgear.com/warranty](http://urbanarmorgear.com/warranty) or call (833)984-2UAG

For latest install guide and additional help, scan QR code or visit [urbanarmorgear.com/install](http://urbanarmorgear.com/install)



**WARNINGS: UNDER CERTAIN CIRCUMSTANCES, LITHIUM-ION BATTERIES CAN PRESENT A RISK OF FIRE OR EXPLOSION DURING CHARGING, STORAGE AND USE, THAT COULD RESULT IN PERSONAL INJURY, INCLUDING DEATH AND/OR PROPERTY DAMAGE.**

**USE OF A BATTERY PACK MAY AFFECT OR IMPAIR THE OPERATION OF MEDICAL OR IMPLANTABLE ELECTRONIC DEVICES, SUCH AS AN IMPLANTABLE CARDIAC PACEMAKER OR AN IMPLANTABLE CARDIOVERTER DEFIBRILLATOR. CHECK WITH YOUR ELECTRONIC DEVICE MANUFACTURER CONCERNING THE EFFECTS THAT A BATTERY PACK MIGHT HAVE ON SUCH ELECTRONIC DEVICES BEFORE USING THE BATTERY PACK.**

**DISPOSING OF BATTERY PACKS IN THE TRASH OR REGULAR RECYCLING IS DANGEROUS AND ILLEGAL. DISPOSING OF BATTERY PACKS IN A FIRE IS STRICTLY PROHIBITED AND MAY RISK AN EXPLOSION. BATTERY PACKS SHOULD NOT BE DISASSEMBLED, CRUSHED, PUNCTURED, HEATED, BURNED, OR REUSED.**

### SAFETY AND USAGE GUIDELINES

Urban Armor Gear (UAG) battery packs and chargers are designed to provide uninterrupted power for mobile phones and devices. While UAG battery packs are built to be durable and rugged, it is important that they be charged, stored and used safely. Like all lithium-ion batteries, UAG battery packs store a large amount of energy compared to traditional alkaline batteries. It is important for users to understand the potential risks and precautions, and to follow these safety guidelines and instructions associated with lithium-ion batteries. Users must conduct a thorough inspection of a battery pack and charger before each use to operate them safely.

### PRODUCT INSTRUCTIONS

- Always adhere to the instructions regarding charging, storage and use of battery packs and chargers provided with the devices and available on UAG's website at <https://support.urbanarmorgear.com/hc/en-us>
- Operate the battery packs and chargers only within the specifications provided by

the manufacturer.

## **ENVIRONMENTAL CONDITIONS**

- Avoid charging, storing or using battery packs or chargers in environments with extreme temperatures, high humidity or direct sunlight.
- Battery packs and chargers should be stored in a controlled environment, ideally between 50°F to 75°F.
- Do not charge battery packs or devices in temperatures below 40°F or above 95°F to prevent damage.
- Keep battery packs and devices away from open flames, flammable or combustible materials or any high-heat source.
- Do not submerge the battery pack or charger in water.
- Never spray water or any other liquid directly onto the battery pack or charger.
- Ensure that the battery pack is dry before attaching to a device or charger.

## **CHARGING LOCATION AND PROCESS**

- Avoid leaving a battery pack or device charging for longer than necessary.
- Charged battery packs should not be stored in a charger.
- Do not leave battery packs, devices or chargers unattended while charging.
- Avoid over-discharge of battery packs or devices prior to charging.
- Avoid contact between battery packs or chargers and metal objects to prevent short-circuiting.
- Ensure that the charging area is clean and free of any debris before use.
- Do not charge battery packs or devices on flammable surfaces, including wood or fabric.
- Do not charge battery packs or devices in an area that includes combustible materials, including loose paper or flammable liquids and gasses.
- Do not allow wires, cables or other materials to rest on top of chargers.

## **BATTERY AND CHARGER COMPATIBILITY**

- Use only the chargers provided with or approved by the manufacturer for charging your battery pack or device.
- The charger provided with or approved for use with your battery pack is specifically designed to be used with that battery pack; do not substitute other batteries or chargers for use with each other.

## **OPERATION AND MAINTENANCE GUIDELINES**

- Do not modify, disassemble, puncture, cut, crush, or incinerate battery packs or chargers.
- Do not intentionally cause a battery pack, device or charger to short circuit.
- Do not touch the battery pack, device or charger terminals with fingers or metal objects, such as wires, tools, clips or needles.
- Defective or damaged battery packs, devices or chargers should not be used under any circumstances.
- Do not use battery packs, devices or chargers that have visible cracks, dents, holes or tears or cords or cables that are frayed or broken.
- If you suspect a battery pack, device or charger is defective or damaged, do not attempt to use it.
- If a battery pack, device or charger overheats, or you notice an odor or smoke, change in shape/color, leaking or odd noises from a device discontinue use and disconnect from power sources immediately.



## TEMPERATURE CHANGES DURING OPERATION

- During normal operation, it is common for a battery pack or an attached device to feel warm to the touch. This warmth may increase when the device is being charged and used simultaneously.
- If a battery pack exhibits signs of overheating, including heat that is uncomfortable when touching skin, promptly disconnect the battery pack from a device or charger and allow it to cool down before attempting further charging.
- For optimal performance and safety, please wait until the battery pack has returned to a normal temperature before resuming charging of the battery pack or your device.

## TRANSPORTATION AND SHIPPING

- Transportation or shipping of lithium-ion batteries is subject to laws and regulations. Users should ensure that they are complying with all applicable laws and regulations before transporting or shipping lithium-ion batteries.

## PROPER DISPOSAL AND RECYCLING OF BATTERIES

- Burning, heating, disassembling, crushing, or puncturing battery packs or chargers is dangerous and illegal. Battery packs and chargers should not be disposed of in the trash or regular recycling. For detailed information on safe disposal and recycling, please visit [call2recycle.org](http://call2recycle.org) or refer to local regulations regarding battery recycling.

**UAG DISCLAIMS ANY RESPONSIBILITY FOR DAMAGES OR INJURIES RESULTING FROM THE IMPROPER USE OR MISHANDLING OF LITHIUM-ION BATTERIES AND CHARGERS. USE OF BATTERIES AND CHARGERS IS AT YOUR OWN RISK.**



No washing



No metal objects  
on the surface



No knocking

## FCC STATEMENT

**NOTE:** This equipment has been tested and found to comply with the limits for a Class B digital device, pursuant to part 15 of the FCC Rules. These limits are designed to provide reasonable protection against harmful interference in a residential installation. This equipment generates uses and can radiate radio frequency energy and, if not installed and used in accordance with the instructions, may cause harmful interference to radio communications. However, there is no guarantee that interference will not occur in a particular installation. If this equipment does cause harmful interference to radio or television reception, which can be determined by turning the equipment off and on, the user is encouraged to try to correct the interference by one or more of the following measures:

- Reorient or relocate the receiving antenna.
- Increase the separation between the equipment and receiver.
- Connect the equipment into an outlet on a circuit different from that to which the receiver is connected.

• Consult the dealer or an experienced radio/TV technician for help  
Changes or modifications not expressly approved by the party responsible for compliance could void the user's authority to operate the equipment.  
This device complies with Part 15 of the FCC Rules. Operation is subject to the following two conditions:

(1) this device may not cause harmful interference, and (2) this device must accept any interference received, including interference that may cause undesired operation.

#### **ICES-003 CLASS B NOTICE - AVIS NMB-003, CLASSE B**

This Class B digital apparatus complies with Canadian ICES-003.

Cet appareil numérique de la classe B est conforme à la norme NMB-003 du Canada.  
This device contains licence-exempt transmitter(s)/receiver(s) that comply with Innovation, Science and Economic Development Canada's licence-exempt RSS(s). Operation is subject to the following two conditions: (1) This device may not cause interference. (2) This device must accept any interference, including interference that may cause undesired operation of the device.

L'émetteur/récepteur exempt de licence contenu dans le présent appareil est conforme aux CNR d'Innovation, Sciences et Développement économique Canada applicables aux appareils radio exempts de licence. L'exploitation est autorisée aux deux conditions suivantes :

(1) L'appareil ne doit pas produire de brouillage; (2) L'appareil doit accepter tout brouillage radioélectrique subi, même si le brouillage est susceptible d'en compromettre le fonctionnement.

#### **DECLARATION OF CONFORMITY**

Hereby, Urban Armor Gear, LLC declares that the wireless charging device is in compliance with Directives 2014/53/EU & 2011/65/EU. The full text of the EU declaration of conformity is available at the following internet address: <https://www.urbanarmorgear.com/EU-DOC>

\*iPhone not included • Apple, iPhone, and Magsafe are registered trademarks of Apple Inc. ©2024 Urban Armor Gear, LLC. All rights reserved. Urban Armor Gear®, UAG® logo, and other related trademarks are trademarks of Urban Armor Gear, LLC, registered in the US and other countries. All other trademarks and registered trademarks are the property of their respective owners.

Urban Armor Gear, LLC - 1601 Alton Parkway, Suite C, Irvine, CA 92606  
Made in China

**⚠ WARNING:** This Product can expose you to chemicals including Bisphenol A, which is known to the State of California to cause birth defects or other reproductive harm.  
[www.P65Warnings.ca.gov](http://www.P65Warnings.ca.gov)



RoHS