



**SRGE
3-IN-1 TRAVEL + DESKTOP
CHARGER**

USER'S MANUAL

MODEL: UAG-WTP-01

INTRODUCTION

The UAG SRGE 3-in-1 Travel + Desktop Charger seamlessly adapts to your lifestyle, whether you're on the move or at your desk. With dedicated charging for your iPhone, AirPods, and Apple Watch, it eliminates clutter and keeps all your essential devices powered up in one central location. Its foldable design ensures effortless portability, while the built-in magnetic phone stand keeps your device at the perfect angle for charging or as a bedside clock with night mode enabled on your iPhone.

FEATURES

- **MagSafe Compatibility:** Ensures efficient and optimal charging for your devices.
- **Versatile Design:** Ideal for travel, desktop, or nightstand use.
- **Integrated Magnetic Phone Stand:** Effortlessly flips up to charge your phone at an angle while securely holding it.
- **Fast Charging:** Provides up to 15 Watts of wireless power.
- **LED Light Indicator:** Clearly indicates the charging status.

COMPATIBILITY

- iPhone 12, iPhone 12 Pro, iPhone 12 Pro Max
- iPhone 13, iPhone 13 Pro, iPhone 13 Pro Max
- iPhone 14, iPhone 14 Pro, iPhone 14 Pro Max
- iPhone 15, iPhone 15 Pro, iPhone 15 Pro Max
- AirPods Pro V2
- AirPods Gen 3
- Apple Watch Series, Ultra, SE

Please visit www.urbanarmorgear.com for the latest information and compatibility information.

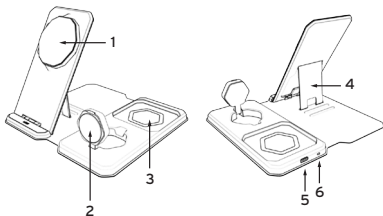
SPECIFICATIONS

- Type-C Input: 5V/3A, 9V/3A, 12V/3A
- Wireless Output Phone: 5W / 7.5W / 10W / 15W
- Wireless Output AirPods: 5W
- Wireless Output Watch: 3W

PACKAGE CONTENTS

- Desktop/Travel Wireless Charger
- 25W wall charger
- (3) International plug adapters (UK, EU, AUS)
- Tech Organizer case
- 4ft.(1.2m) USB-C charge cable
- User's Manual

PRODUCT DIAGRAM



1. Phone charger
2. Watch charger
3. AirPods charger
4. Phone stand
5. USB-C power input
6. LED Power/Charge indicators

POWERING YOUR DEVICE

The LED will light up green to indicate power is being supplied to the charger.

LED STATUS	FUNCTION
Green: Solid	Standby/Charge mode
Green: Fast blink	FOD (foreign object detection)

****Recommend to only use supplied 25W AC adapter and USB-C cable.**

CHARGING YOUR PHONE

- Extending the Phone Stand
 - » Gently pull from the top of the charger to extend the phone stand.
- Closing the Kickstand
 - » Slowly push the kickstand until it is flush with the case.
- Setting the Stand Angle and Phone Alignment
 - » Adjust the stand to your desired angle.
 - » Align your compatible phone with the magnetic charging coil until you feel a secure attachment.



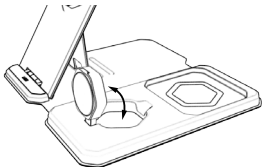
LANDSCAPE VIEW



PORTRAIT VIEW

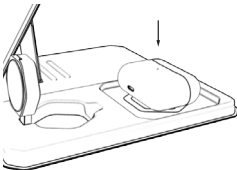
CHARGING YOUR APPLE WATCH

- Extending the Watch Stand
 - » Gently pull the watch stand outward using your finger until it is fully extended.
- Aligning the Watch
 - » Align your watch with the magnetic charging coil until you feel a secure attachment.
- Closing the Watch Stand
 - » Push the watch stand downward until it is flush with the case.

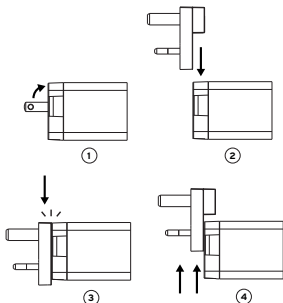


CHARGING YOUR AIRPODS

- Positioning AirPods for Charging
 - » Place your AirPods in the charging cavity with the LED facing upward and centered.
 - » Observe the LED to confirm that charging is in progress.



HOW TO INSTALL THE INTERNATIONAL PLUG ADAPTERS



1. Close the metal prongs by folding them in.
2. Select your adapter and align it with the opening.
3. Push adapter until it is fully seated and flush with the plug.
4. To remove adapter, simply push up and out.

1 YEAR LIMITED WARRANTY

For warranty terms and conditions visit urbanarmorgear.com/warranty or call (833)984-2UAG



For latest install guide and additional help, scan QR code or visit urbanarmorgear.com/install

Urban Armor Gear, LLC shall not in any way be liable to you or to any third party for any damages, you or any third party may suffer as a result of use, intended or unintended, or misuse of this product in conjunction with any device or accessory other than the appropriate device for which this product is designed. Manufacturer will not be responsible for any damages you or any third party may suffer as a result of misuse of this product as outlined above. Purchaser agrees to defend, indemnify, and hold Manufacturer harmless for any claims or damages arising from unintended use or misuse, including use with an unintended device.



No washing



No metal objects
on the surface



No knocking

WARNING

Make sure the wireless charging area is free from debris. If any of your devices are over-heating, take your device away from the charger. Please allow time for the device to cool down before attempting to charge your device wirelessly.

TEMPERATURE

It is normal that the battery pack and your smart phone will be warmer than usual under normal operating conditions, and it may even get hotter when charging and using the device at the same time. (Streaming Video, Gaming, Music)

FCC STATEMENT

NOTE: This equipment has been tested and found to comply with the limits for a Class B digital device, pursuant to part 15 of the FCC Rules. These limits are designed to provide reasonable protection against harmful interference in a residential installation. This equipment generates uses and can radiate radio frequency energy and, if not installed and used in accordance with the instructions, may cause harmful interference to radio communications. However, there is no guarantee that interference will not occur in a particular installation. If this

equipment does cause harmful interference to radio or television reception, which can be determined by turning the equipment off and on, the user is encouraged to try to correct the interference by one or more of the following measures:

- Reorient or relocate the receiving antenna.
- Increase the separation between the equipment and receiver.
- Connect the equipment into an outlet on a circuit different from that to which the receiver is connected.

- Consult the dealer or an experienced radio/TV technician for help

Changes or modifications not expressly approved by the party responsible for compliance could void the user's authority to operate the equipment.

This device complies with Part 15 of the FCC Rules. Operation is subject to the following two conditions:

(1) this device may not cause harmful interference, and (2) this device must accept any interference received, including interference that may cause undesired operation.

ICES-003 CLASS B NOTICE - AVIS NMB-003, CLASSE B

This Class B digital apparatus complies with Canadian ICES-003.

Cet appareil numérique de la classe B est conforme à la norme NMB-003 du Canada.

This device contains licence-exempt transmitter(s)/receiver(s) that comply with Innovation, Science and Economic Development Canada's licence-exempt RSS(s). Operation is subject to the following two conditions: (1) This device may not cause interference. (2) This device must accept any interference, including interference that may cause undesired operation of the device.

L'émetteur/récepteur exempt de licence contenu dans le présent appareil est conforme aux CNR d'Innovation, Sciences et Développement économique Canada applicables aux appareils radio exempts de licence. L'exploitation est autorisée aux deux conditions suivantes :

(1) L'appareil ne doit pas produire de brouillage; (2) L'appareil doit accepter tout brouillage radioélectrique subi, même si le brouillage est susceptible d'en compromettre le fonctionnement.

DECLARATION OF CONFORMITY

Hereby, Urban Armor Gear, LLC declares that the wireless charging device is in compliance with Directives 2014/53/EU & 2011/65/EU. The full text of the EU declaration of conformity is available at the following Internet address:

<https://www.urbanarmorgear.com/EU-DOC>

Frequency band(s)	110-205kHz & 326.5kHz
Maximum radio-frequency power transmitted	25.08 dBuA/m at 3 m

SAFETY INSTRUCTIONS

a) The wireless charger will generate heat when charging. Always charge in a well-ventilated area. Do not charge under pillows, blankets or on flammable surfaces.

b) Keep the wireless charger away from heat sources, direct sunlight, combustible

gas, humidity water or other liquids.

c) Do not disassemble, open, microwave, incinerate, paint or insert foreign objects into the wireless charger.

d) Do not subject the wireless charger to mechanical shock such as crushing, bending, puncturing, or shredding. Avoid dropping or placing heavy object on the wireless charger.

e) Do not short-circuit the wireless charger or store it in a receptacle where it may be short circuited by other metallic or conductive objects.

f) Do not operate the wireless charger if it has been wet or otherwise damaged, to prevent against electric shock, explosion and/or injury. Contact the dealer or authorized agent.

g) Wireless charger usage by children should be supervised.

h) Please read the operating instructions (including charging instructions and information on the minimum and maximum operating temperatures), supplied with this wireless charger.

*iPhone, Apple Watch, and Airpods not included • Apple, iPhone, and Magsafe are registered trademarks of Apple Inc. PATENTS PENDING ©2024 URBAN ARMOR GEAR. All rights reserved. URBAN ARMOR GEAR® and UAG® logo are registered trademarks of URBAN ARMOR GEAR. LLC., Laguna Niguel, CA.

All other trademarks and registered trademarks are the property of their respective owners.

Urban Armor Gear, LLC

1601 Alton Parkway, Suite C, Irvine, CA 92606

Made in Vietnam

⚠ WARNING: This Product can expose you to chemicals including Bisphenol A, which is known to the State of California to cause birth defects or other reproductive harm.
www.P65Warnings.ca.gov



RoHS