

PharmLabs San Diego Certificate of Analysis

3421 Hancock St, Second Floor, San Diego, CA 92110 | License: C8-0000098-LIC  
 ISO/IEC 17025:2017 Certification L17-427-1 | Accreditation #85368



Sample **Platinum Blue Dream Kush**

Sample ID	SD230518-009 (75633)	Matrix	Flower (Inhalable Cannabis Good)
Tested for	Mood Product Group	Received	May 17, 2023
Sampled	-	Reported	May 23, 2023
Analyses executed	TER, FP-IF20		

**CANX - Cannabinoids Analysis**

Analyzed May 22, 2023 | Instrument HPLC-VWD | Method  
 The expanded Uncertainty of the Cannabinoid analysis is approximately 7.81% at the 95% Confidence Level

Analyte	LOD mg/g	LOQ mg/g	Result %	Result mg/g
11-Hydroxy-Δ8-Tetrahydrocannabinol (11-Hyd-Δ8-THCV)	0.013	0.041	ND	ND
Cannabidiol (CBDO)	0.002	0.007	ND	ND
Abnormal Cannabidiol (a-CBDO)	0.01	0.031	ND	ND
(+/-)-9b-Hydroxy-Hexahydrocannabinol (9b-HHC)	0.012	0.036	ND	ND
11-Hydroxy-Δ8-Tetrahydrocannabinol (11-Hyd-Δ8-THC)	0.007	0.021	ND	ND
Cannabidiolic Acid (CBDA)	0.001	0.16	24.55	245.45
Cannabigerol Acid (CBGA)	0.001	0.16	0.58	5.76
Cannabigerol (CBG)	0.001	0.16	0.03	0.34
Cannabidiol (CBD)	0.001	0.16	6.64	6.40
1(S)-THD (s-THD)	0.013	0.041	ND	ND
1(R)-THD (r-THD)	0.025	0.075	ND	ND
Tetrahydrocannabinol (THCV)	0.001	0.16	ND	ND
Δ8-tetrahydrocannabinol (Δ8-THCV)	0.021	0.064	ND	ND
Cannabidiol (CBDH)	0.005	0.16	ND	ND
Tetrahydrocannabinol (Δ9-THCB)	0.013	0.038	ND	ND
Cannabinol (CBN)	0.001	0.16	0.11	1.09
Cannabidiophorol (CBDP)	0.015	0.047	ND	ND
exo-THC (exo-THC)	0.005	0.16	ND	ND
Tetrahydrocannabinol (Δ9-THC)	0.003	0.16	0.10	0.98
Δ8-tetrahydrocannabinol (Δ8-THC)	0.004	0.16	ND	ND
(6aR,9S)-Δ10-Tetrahydrocannabinol ((6aR,9S)-Δ10)	0.015	0.16	ND	ND
Hexahydrocannabinol (S Isomer) (9s-HHC)	0.017	0.16	ND	ND
(6aR,9R)-Δ10-Tetrahydrocannabinol ((6aR,9R)-Δ10)	0.007	0.16	ND	ND
Hexahydrocannabinol (R Isomer) (9r-HHC)	0.016	0.16	ND	ND
Tetrahydrocannabinolic Acid (THCA)	0.001	0.16	9.94	9.43
Δ9-Tetrahydrocannabinol (Δ9-THCH)	0.024	0.071	ND	ND
Cannabinol Acetate (CBNO)	0.014	0.043	ND	ND
Δ9-Tetrahydrocannabinol (Δ9-THCP)	0.017	0.16	ND	ND
Δ8-Tetrahydrocannabinol (Δ8-THCP)	0.041	0.16	ND	ND
Cannabicitran (CBT)	0.005	0.16	ND	ND
Δ8-THC-O-acetate (Δ8-THCO)	0.076	0.16	ND	ND
9(S)-HHCP (s-HHCP)	0.031	0.094	ND	ND
Δ9-THC-O-acetate (Δ9-THCO)	0.066	0.16	ND	ND
9(R)-HHCP (r-HHCP)	0.026	0.079	ND	ND
9(S)-HHC-O-acetate (s-HHCO)	0.005	0.16	ND	ND
3-octyl-Δ8-Tetrahydrocannabinol (Δ8-THC-C8)	0.067	0.204	ND	ND
Δ9-THC methyl ether (Δ9-MeO-THC)			ND	ND
Total THC ( THCa * 0.877 + Δ9THC )			9.93	9.25
Total THC + Δ8THC + Δ10THC ( THCa * 0.877 + Δ9THC + Δ8THC + Δ10THC )			9.93	9.25
Total CBD ( CBDA * 0.877 + CBD )			22.17	221.66
Total CBG ( CBGA * 0.877 + CBG )			0.54	5.39
Total HHC ( 9r-HHC + 9s-HHC )			ND	ND
Total Cannabinoids			23.74	237.39


\*Dry Weight %

**HME - Heavy Metals Detection Analysis**

Analyzed May 22, 2023 | Instrument ICP/MSMS | Method SOP-005

Analyte	LOD ug/g	LOQ ug/g	Result ug/g	Limit ug/g
Arsenic (As)	0.0002	0.0005	ND	0.2
Cadmium (Cd)	3.0e-05	0.0005	0.01	0.2
Mercury (Hg)	1.0e-05	0.0001	ND	0.1
Lead (Pb)	1.0e-05	0.00125	ND	0.5

UI Not Identified  
 ND Not Detected  
 N/A Not Applicable  
 NT Not Reported  
 LOD Limit of Detection  
 <LOQ Detected  
 >ULOL Above upper limit of linearity  
 CFU/g Colony Forming Units per 1 gram  
 TNTC Too Numerous to Count



Scan the QR code to verify authenticity.

Authorized Signature

*Brandon Starr*

Brandon Starr, Lab Manager  
 Tue, 23 May 2023 14:17:46 -0700

PharmLabs San Diego | 3421 Hancock St, Second Floor, San Diego, CA 92110 | 619.356.0898 | ISO/IEC 17025:2017 Certification L17-427-1

\*This report shall not be reproduced except in full, without the written approval of the lab. This report is for informational purposes only and should not be used to diagnose, treat or prevent any disease. Results are only for samples and batches indicated. Results are reported on an "as received" basis, unless indicated otherwise. When a Pass/Fail status is reported, that status is intended to be in accordance with federal, state and local laws which are required for the customer to be in compliance. The measurement of uncertainty is not included in the Pass/Fail evaluation unless explicitly required by federal, state or local laws and has been reported on the certificate of analysis. Measurement of uncertainty is available upon request.



MIBIG - Microbial Testing Analysis

Analyzed May 19, 2023 | Instrument qPCR and/or Plating | Method SOP-007


Analyte	Result CFU/g	Limit	Analyte	Result CFU/g	Limit
Shiga toxin-producing Escherichia Coli	ND	ND per 1 gram	Salmonella spp.	ND	ND per 1 gram
Aspergillus fumigatus	ND	ND per 1 gram	Aspergillus flavus	ND	ND per 1 gram
Aspergillus niger	ND	ND per 1 gram	Aspergillus terreus	ND	ND per 1 gram

MTO - Mycotoxin Testing Analysis

Analyzed May 23, 2023 | Instrument LC/MSMS | Method SOP-004

Analyte	LOD ug/kg	LOG ug/kg	Result ug/kg (ppb)	Limit ug/kg	Analyte	LOD ug/kg	LOG ug/kg	Result ug/kg (ppb)	Limit ug/kg
Ochratoxin A	5.0	20.0	ND	20	Aflatoxin B1	2.5	5.0	ND	-
Aflatoxin B2	2.5	5.0	ND	-	Aflatoxin G1	2.5	5.0	ND	-
Aflatoxin G2	2.5	5.0	ND	-	Total Aflatoxins	10.0	20.0	ND	20

UI Not Identified  
 ND Not Detected  
 N/A Not Applicable  
 NT Not Reported  
 LOD Limit of Detection  
 LOQ Limit of Quantification  
 <LOQ Detected  
 >ULOL Above upper limit of linearity  
 CFU/g Colony Forming Units per 1 gram  
 TNTC Too Numerous to Count



Scan the QR code to verify authenticity.

Authorized Signature

*Brandon Starr*

Brandon Starr, Lab Manager  
 Tue, 23 May 2023 14:17:46 -0700

PharmLabs San Diego | 3421 Hancock St, Second Floor, San Diego, CA 92110 | 619.356.0898 | ISO/IEC 17025:2017 Certification L17-427-1

\*This report shall not be reproduced except in full, without the written approval of the lab. This report is for informational purposes only and should not be used to diagnose, treat or prevent any disease. Results are only for samples and batches indicated. Results are reported on an "as received" basis, unless indicated otherwise. When a Pass/Fail status is reported, that status is intended to be in accordance with federal, state and local laws which are required for the customer to be in compliance. The measurement of uncertainty is not included in the Pass/Fail evaluation unless explicitly required by federal, state or local laws and has been reported on the certificate of analysis. Measurement of uncertainty is available upon request.

PES - Pesticides Screening Analysis

Analyzed May 23, 2023 | Instrument LC/MSMS GC/MSMS | Method SOP-003

Analyte	LOD ug/g	LOQ ug/g	Result ug/g	Limit ug/g	Analyte	LOD ug/g	LOQ ug/g	Result ug/g	Limit ug/g
Aldicarb	0.0078	0.02	ND	0.0078	Carbofuran	0.01	0.02	ND	0.01
Dimethoate	0.01	0.02	ND	0.01	Etofenprox	0.02	0.1	ND	0.02
Fenoxycarb	0.01	0.02	ND	0.01	Thiachloprid	0.01	0.02	ND	0.01
Daminozide	0.01	0.03	ND	0.01	Dichlorvos	0.02	0.07	ND	0.02
Imazail	0.02	0.07	ND	0.02	Methiocarb	0.01	0.02	ND	0.01
Spiroxamine	0.01	0.02	ND	0.01	Coumaphos	0.01	0.02	ND	0.01
Fipronil	0.01	0.1	ND	0.01	Paclbutrazol	0.01	0.03	ND	0.01
Chlorpyrifos	0.01	0.04	ND	0.01	Ethoprophos (Prophos)	0.01	0.02	ND	0.01
Baygon (Propoxur)	0.01	0.02	ND	0.01	Chlordane	0.04	0.1	ND	0.04
Chlorfenapyr	0.03	0.1	ND	0.03	Methyl Parathion	0.02	0.1	ND	0.02
Mevinphos	0.05	0.08	ND	0.03	Abamectin	0.03	0.08	ND	0.1
Acephate	0.02	0.05	ND	0.1	Acetamiprid	0.01	0.05	ND	0.1
Azoxystrobin	0.01	0.02	ND	0.1	Bifenazate	0.01	0.05	ND	0.1
Bifenthrin	0.02	0.35	ND	3	Boscalid	0.01	0.03	ND	0.1
Carbaryl	0.01	0.02	ND	0.5	Chlorantraniliprole	0.01	0.04	ND	10
Clofentezine	0.01	0.03	ND	0.1	Diazinon	0.01	0.02	ND	0.1
Dimethomorph	0.02	0.06	ND	2	Etoxazole	0.01	0.05	ND	0.1
Fenpyroximate	0.02	0.1	ND	0.1	Fonicamid	0.01	0.02	ND	0.1
Fludioxonil	0.01	0.05	ND	0.1	Hexythiazox	0.01	0.03	ND	0.1
Imidacloprid	0.01	0.05	ND	5	Kresoxim-methyl	0.01	0.03	ND	0.1
Malathion	0.01	0.05	ND	0.5	Metalaxyl	0.01	0.02	ND	2
Methomyl	0.02	0.05	ND	1	Myclobutanil	0.02	0.07	ND	0.1
Naled	0.01	0.02	ND	0.1	Oxamyl	0.01	0.02	ND	0.5
Permethrin	0.01	0.02	ND	0.5	Phosmet	0.01	0.02	ND	0.1
Piperonyl Butoxide	0.02	0.06	ND	3	Propiconazole	0.03	0.08	ND	0.1
Prallethrin	0.02	0.05	ND	0.1	Pyrethrin	0.05	0.41	ND	0.5
Pyridaben	0.02	0.07	ND	0.1	Spinosad A	0.01	0.05	ND	0.1
Spinosad D	0.01	0.05	ND	0.1	Spiromesifen	0.02	0.06	ND	0.1
Spirotetramat	0.01	0.02	ND	0.1	Tebuconazole	0.01	0.02	ND	0.1
Thiamethoxam	0.01	0.02	ND	5	Trifloxystrobin	0.01	0.02	ND	0.1
Acequinocyl	0.02	0.09	ND	0.1	Captan	0.01	0.02	ND	0.7
Cypermethrin	0.02	0.1	ND	1	Cyfluthrin	0.04	0.1	ND	2
Fenhexamid	0.02	0.07	ND	0.1	Spinetoram J.L	0.02	0.07	ND	0.1
Pentachloronitrobenzene	0.01	0.1	ND	0.1					

TER - Terpenes Testing Analysis

Analyzed May 19, 2023 | Instrument GC/FID | Method SOP-002

Analyte	LOD mg/g	LOQ mg/g	(%)	(mg/g)	Analyte	LOD mg/g	LOQ mg/g	(%)	(mg/g)
a-Pinene (a-Pin)	0.128	0.427	0.09	0.93	Camphene (Cam)	0.147	0.492	ND	ND
Myrcene (Myr)	0.073	0.244	0.25	2.54	b-Pinene (b-Pin)	0.413	1.377	ND	ND
3-Carene (3-Car)	0.11	0.366	ND	ND	a-Terpinene (a-Ter)	0.099	0.331	ND	ND
a-Ocimene (a-Oci)	0.055	0.182	ND	ND	Limonene (Lim)	0.081	0.268	0.10	1.00
p-Cymene (p-Cym)	0.104	0.347	ND	ND	b-Ocimene (b-Oci)	0.085	0.282	ND	ND
Eucalyptol (Euc)	0.19	0.634	ND	ND	g-Terpinene (g-Ter)	0.108	0.361	ND	ND
Terpenolene (Terp)	0.119	0.395	ND	ND	Linalool (Lin)	0.146	0.487	ND	ND
Isopulegol (Isop)	0.139	0.464	ND	ND	Geraniol (Gera)	0.177	0.589	ND	ND
b-Caryophyllene (b-Cary)	0.132	0.44	0.06	0.65	a-Humulene (Hum)	0.183	0.608	ND	ND
cis-Nerolidol (ci-Ner)	0.129	0.431	ND	ND	trans-Nerolidol (tr-Ner)	0.093	0.31	ND	ND
Guaiol (Gua)	0.15	0.499	0.11	1.06	Caryophyllene Oxide (CarOx)	0.183	0.611	ND	ND
a-bisabolol (a-Bbis)	0.159	0.529	ND	ND					
<b>Total Terpene Concentration</b>								<b>0.62 %</b>	<b>6.18 mg/g</b>

FVI - Filth & Foreign Material Inspection Analysis

Analyzed May 17, 2023 | Instrument Microscope | Method SOP-010


Analyte / Limit	Result	Analyte / Limit	Result
> 1/4 of the total sample area covered by sand, soil, cinders, or dirt	ND	> 1/4 of the total sample area covered by mold	ND
> 1 insect fragment, 1 hair, or 1 count mammalian excreta per 3g	ND	> 1/4 of the total sample area covered by an imbedded foreign material	ND

MWA - Moisture Content & Water Activity Analysis

Analyzed May 18, 2023 | Instrument Chilled-mirror Dewpoint and Capacitance | Method SOP-008

Analyte	Result	Limit	Analyte	Result	Limit
Moisture (Moi)	7.5 % Mw	13 % Mw	Water Activity (WA)	0.53 a <sub>w</sub>	0.85 a <sub>w</sub>

UI Not Identified  
 ND Not Detected  
 N/A Not Applicable  
 NT Not Reported  
 LOD Limit of Detection  
 LOQ Limit of Quantification  
 <LOQ Detected  
 >ULOL Above upper limit of linearity  
 CFU/g Colony Forming Units per 1 gram  
 TNTC Too Numerous to Count



Scan the QR code to verify authenticity.

Authorized Signature

*Brandon Starr*

Brandon Starr, Lab Manager  
 Tue, 23 May 2023 14:17:46 -0700

PharmLabs San Diego | 3421 Hancock St, Second Floor, San Diego, CA 92110 | 619.356.0898 | ISO/IEC 17025:2017 Certification L17-427-1

\*This report shall not be reproduced except in full, without the written approval of the lab. This report is for informational purposes only and should not be used to diagnose, treat or prevent any disease. Results are only for samples and batches indicated. Results are reported on an "as received" basis, unless indicated otherwise. When a Pass/Fail status is reported, that status is intended to be in accordance with federal, state and local laws which are required for the customer to be in compliance. The measurement of uncertainty is not included in the Pass/Fail evaluation unless explicitly required by federal, state or local laws and has been reported on the certificate of analysis. Measurement of uncertainty is available upon request.

